

1. eHealth Kerala - Vital Statistics

Hospital Type	Live Institutions
Family Health Centre	40
Urban Primary Health Centre	5
Taluk Hospital	4
Community Health Centre	3
Medical College Hospital	2
District Hospital	1
General Hospital	1
Specialty Hospital - Women Children	1
Taluk Headquarters Hospital	1
Total	58

2. eHealth - District Ranking Matrix Based on Performance of all Institutions (except Medical Colleges)

The ranking matrix showcases the performance of districts in providing eHealth services through all institutions (excluding Medical Colleges) based on six different parameters.

These parameters include:

1.

Number of institutions where the reception module has started.
2.

Percentage of UHID Visits.
3.

Percentage of Doctor Consultations.
4.

Percentage of Pharmacy Prescriptions by doctors.
5.

Percentage of lab orders through doctors.
6.

Number of Live Institutions.

Weightage is assigned to the percentages calculated in intervals of 10. The rank is determined based on the sum of these weightages.

The top-performing districts should aim to maintain their positions, while the average and low-performing districts should strive to reach the 'top four' league.

The ranking matrix for the current month, July 2024, along with the previous two months, is provided in the table below.

District	May	June	July
WAYANAD	1	1	1
IDUKKI	2	2	2
PALAKKAD	2	1	3
KANNUR	5	3	4
MALAPPURAM	4	3	4
THRISSUR	3	3	4
ALAPPUZHA	3	3	5
KOLLAM	4	4	6
KOTTAYAM	5	6	6
PATHANAMTHITTA	6	5	7
KOZHIKODE	7	6	8
THIRUVANANTHAPURAM	8	8	9
KASARAGOD	9	7	10
ERNAKULAM	10	9	11

- Best performing
- Average performing
- Low performing

3. eHealth - Institution Level Ranking (except Medical Colleges)

Hospital	Rank
FAMILY HEALTH CENTRE KAYANNA	1
FAMILY HEALTH CENTRE IRINGAL KOTTAKKAL	2
COMMUNITY HEALTH CENTRE THIRUVANGOOR	3
FAMILY HEALTH CENTRE ARIKKULAM	3
FAMILY HEALTH CENTRE KOTTUR	3
FAMILY HEALTH CENTRE KUNNAMANGALAM	3
FAMILY HEALTH CENTRE RAMANATUKARA	3
FAMILY HEALTH CENTRE THIRUVAMBADI	3
FAMILY HEALTH CENTRE VADAKARA	3
FAMILY HEALTH CENTRE AYANCHERY	4
FAMILY HEALTH CENTRE CHORODE	4
FAMILY HEALTH CENTRE MANIYOOR	4
FAMILY HEALTH CENTRE PURAMERY	4
FAMILY HEALTH CENTRE KAYAKKODY	5
FAMILY HEALTH CENTRE MOODADI	5
FAMILY HEALTH CENTRE ATHOLI	6
FAMILY HEALTH CENTRE KAKKODI	6
FAMILY HEALTH CENTRE KODARANJI	6
FAMILY HEALTH CENTRE MADAVOOR KOZHIKODE	6
FAMILY HEALTH CENTRE NARIPATTA	6
URBAN FAMILY HEALTH CENTRE KINASSERY	6
URBAN PRIMARY HEALTH CENTRE KALLUNIRA	6
URBAN FAMILY HEALTH CENTRE PAYYANAKKAL	7
FAMILY HEALTH CENTRE CHENGOTTUKAVU	8
FAMILY HEALTH CENTRE NOCHAD	8
FAMILY HEALTH CENTRE AZHIYUR	9
FAMILY HEALTH CENTRE PANANGAD	9
FAMILY HEALTH CENTRE PUTHIYAPPA	10
URBAN FAMILY HEALTH CENTRE PAYYOLI	10
COMMUNITY HEALTH CENTRE MUKKAM	11
FAMILY HEALTH CENTRE MARUTHONKARA	12
FAMILY HEALTH CENTRE MEPPAYUR	12
FAMILY HEALTH CENTRE PUDUPPADI	12
FAMILY HEALTH CENTRE CHALIYAM	13
FAMILY HEALTH CENTRE ERAMANGALAM	14
FAMILY HEALTH CENTRE BEYPORE	15

Hospital	Rank
FAMILY HEALTH CENTRE CHANGAROTH	26
FAMILY HEALTH CENTRE KARASSERY	26
FAMILY HEALTH CENTRE PERUVANNAMUZHI	26
URBAN FAMILY HEALTH CENTRE FEROKE	25
WOMEN AND CHILDREN HOSPITAL KOZHIKODE	24
GENERAL HOSPITAL KOZHIKODE	23
TALUK HEADQUARTERS HOSPITAL KOYILANDY	23
TALUK HOSPITAL NADAPURAM	23
TALUK HOSPITAL FEROKE	22
DISTRICT HOSPITAL VADAKARA	21
FAMILY HEALTH CENTRE KODIYATHUR	21
TALUK HOSPITAL PERAMBRA	21
FAMILY HEALTH CENTRE KODENCHERY	20
FAMILY HEALTH CENTRE MANGAD	20
COMMUNITY HEALTH CENTRE ULLIYERI	19
FAMILY HEALTH CENTRE IRIVALLUR	19
FAMILY HEALTH CENTRE CHEKKIAD	18
FAMILY HEALTH CENTRE PERUMANNA	17
TALUK HOSPITAL KUTTIADI	17
FAMILY HEALTH CENTRE VANIMEL	16
FAMILY HEALTH CENTRE BEYPORE	15
FAMILY HEALTH CENTRE ERAMANGALAM	14
FAMILY HEALTH CENTRE CHALIYAM	13
FAMILY HEALTH CENTRE MARUTHONKARA	12
FAMILY HEALTH CENTRE MEPPAYUR	12
FAMILY HEALTH CENTRE PUDUPPADI	12
COMMUNITY HEALTH CENTRE MUKKAM	11
FAMILY HEALTH CENTRE PUTHIYAPPA	10
URBAN FAMILY HEALTH CENTRE PAYYOLI	10
FAMILY HEALTH CENTRE AZHIYUR	9
FAMILY HEALTH CENTRE PANANGAD	9
FAMILY HEALTH CENTRE CHENGOTTUKAVU	8
FAMILY HEALTH CENTRE NOCHAD	8
URBAN FAMILY HEALTH CENTRE PAYYANAKKAL	7
FAMILY HEALTH CENTRE ATHOLI	6
FAMILY HEALTH CENTRE KAKKODI	6

3.1 eHealth Performance - Reception Module

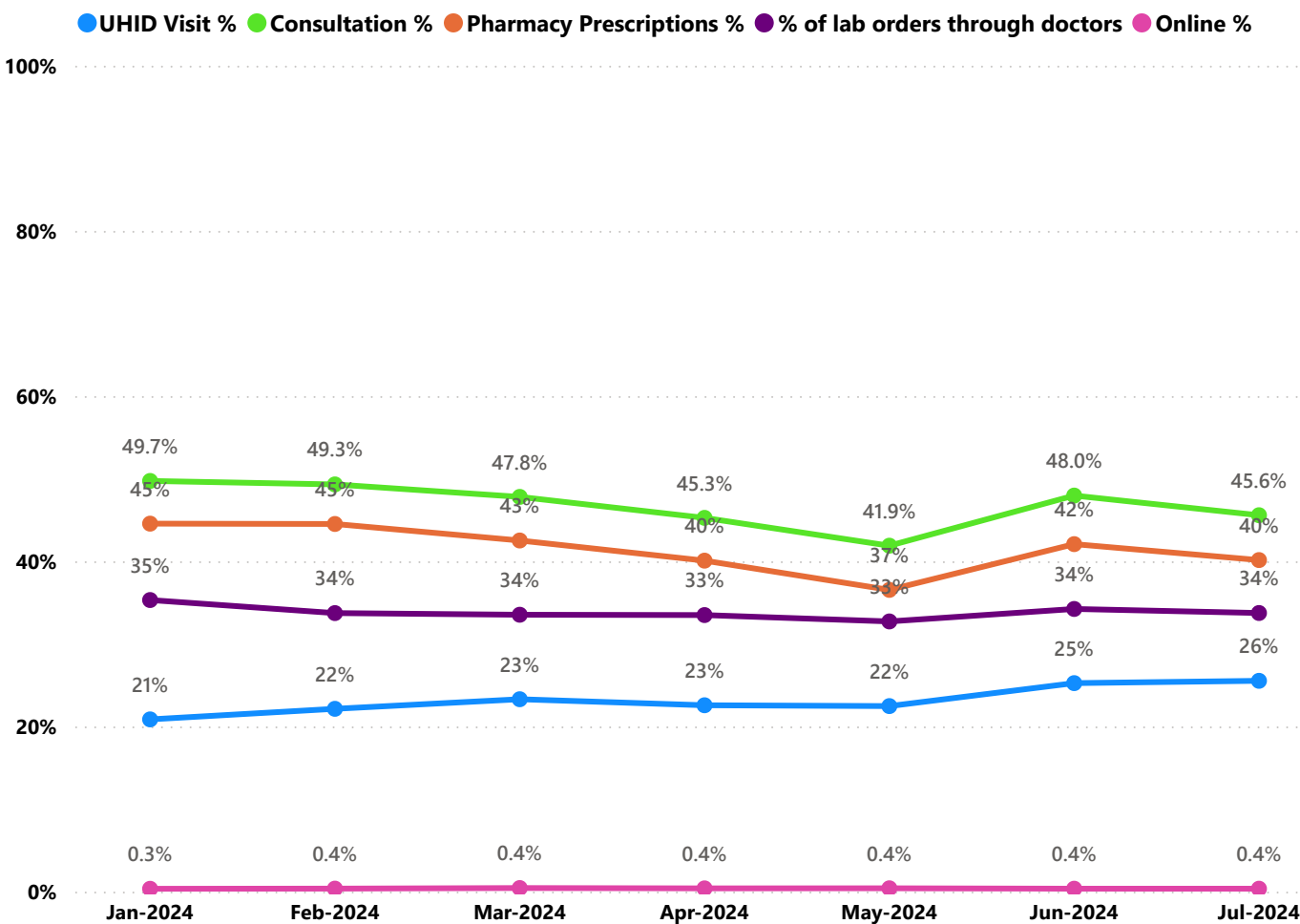
Reception Module is considered to be functional in an institution only if the number of total visits for the month is of minimum 500.

District	Institution Count	Institutions with Reception	% of institutions with Reception
IDUKKI	20	20	100.00%
KOLLAM	30	30	100.00%
PALAKKAD	44	44	100.00%
PATHANAMTHITTA	19	19	100.00%
WAYANAD	17	17	100.00%
KOTTAYAM	31	30	96.77%
MALAPPURAM	53	51	96.23%
KASARAGOD	23	22	95.65%
KANNUR	41	39	95.12%
THIRUVANANTHAPURAM	100	96	95.00%
THRISSUR	69	65	94.20%
ALAPPUZHA	31	29	93.55%
KOZHIKODE	56	51	91.07%
ERNAKULAM	69	55	79.71%

Hospital Name
WOMEN AND CHILDREN HOSPITAL KOZHIKODE
URBAN FAMILY HEALTH CENTRE FEROKE
FAMILY HEALTH CENTRE PERUVANNAMUZHI
FAMILY HEALTH CENTRE KARASSERY
FAMILY HEALTH CENTRE CHANGAROTH

Institutions where the reception module is either not started or not using

3.2 e-Health Performance Trend



- UHID Visit % is calculated as $(UHID\ Visits / Total\ Visit) \times 100$
- Consultation % is calculated as $(Doctor\ Consultation / OP\ Visits) \times 100$
- Pharmacy % is calculated as $(Pharmacy\ Prescriptions / Total\ OP\ Visits) \times 100$
- Lab % is calculated as $(Lab\ orders\ given\ by\ doctors / Total\ Lab\ Orders) \times 100$
- Online % is calculated as $(Online\ appointments\ via\ web\ portal / Total\ OP\ Visits) \times 100$

3.3 e-Health Performance Indicators

Hospital	UHID Visit %	Consultation %	Pharmacy Prescriptions %	% of Lab Orders given by Doctors
FAMILY HEALTH CENTRE KAYANNA	56.19%	97.62%	90.92%	87.56%
FAMILY HEALTH CENTRE IRINGAL KOTTAKKAL	30.17%	99.50%	90.10%	100.00%
COMMUNITY HEALTH CENTRE THIRUVANGOOR	41.55%	97.04%	90.26%	70.31%
FAMILY HEALTH CENTRE ARIKKULAM	40.89%	99.91%	92.25%	70.82%
FAMILY HEALTH CENTRE KOTTUR	75.17%	91.49%	83.92%	52.05%
FAMILY HEALTH CENTRE KUNNAMANGALAM	26.02%	99.51%	90.62%	99.59%
FAMILY HEALTH CENTRE RAMANATUKARA	30.29%	98.85%	92.17%	84.57%
FAMILY HEALTH CENTRE THIRUVAMBADI	55.88%	94.52%	83.76%	76.79%
FAMILY HEALTH CENTRE VADAKARA	45.98%	99.79%	93.73%	76.39%
FAMILY HEALTH CENTRE AYANCHERY	45.28%	95.79%	94.60%	66.04%
FAMILY HEALTH CENTRE CHORODE	64.13%	96.54%	93.85%	41.21%
FAMILY HEALTH CENTRE MANIYOOR	31.91%	96.20%	93.41%	73.96%
FAMILY HEALTH CENTRE PURAMERY	56.39%	95.45%	91.01%	53.08%
FAMILY HEALTH CENTRE KAYAKKODY	36.88%	98.72%	90.84%	67.58%
FAMILY HEALTH CENTRE MOODADI	49.92%	96.47%	89.41%	62.65%
FAMILY HEALTH CENTRE ATHOLI	44.98%	97.85%	91.65%	45.29%
FAMILY HEALTH CENTRE KAKKODI	38.01%	92.82%	87.16%	65.87%
FAMILY HEALTH CENTRE KOODARANJI	31.33%	99.49%	92.81%	58.08%
FAMILY HEALTH CENTRE MADAVOOR KOZHIKODE	37.66%	98.80%	92.82%	55.84%
FAMILY HEALTH CENTRE NARIPATTA	53.77%	90.84%	88.56%	44.91%
URBAN FAMILY HEALTH CENTRE KINASSERY	13.28%	89.98%	84.30%	100.00%
URBAN PRIMARY HEALTH CENTRE KALLUNIRA	57.93%	92.38%	89.98%	43.69%
URBAN FAMILY HEALTH CENTRE PAYYANAKKAL	31.85%	98.10%	86.97%	57.73%
FAMILY HEALTH CENTRE CHENGOTTUKAVU	40.07%	97.39%	96.48%	24.48%
FAMILY HEALTH CENTRE NOCHAD	41.24%	97.37%	93.56%	23.26%
FAMILY HEALTH CENTRE AZHIYUR	20.21%	91.04%	88.67%	46.05%
FAMILY HEALTH CENTRE PANANGAD	46.83%	81.76%	79.45%	42.00%
FAMILY HEALTH CENTRE PUTHIYAPPA	11.01%	98.17%	78.80%	58.63%
URBAN FAMILY HEALTH CENTRE PAYYOLI	38.40%	89.17%	82.94%	30.25%
COMMUNITY HEALTH CENTRE MUKKAM	18.96%	84.39%	68.27%	60.37%
FAMILY HEALTH CENTRE MARUTHONKARA	33.82%	77.70%	75.05%	0.70%
FAMILY HEALTH CENTRE MEPPAYUR	36.49%	66.74%	64.94%	29.77%
FAMILY HEALTH CENTRE PUDUPPADI	26.28%	78.23%	51.65%	33.45%
FAMILY HEALTH CENTRE CHALIYAM	6.70%	80.03%	56.54%	36.10%
FAMILY HEALTH CENTRE ERAMANGALAM	49.12%	12.27%	11.50%	100.00%
FAMILY HEALTH CENTRE BEYPORE	34.44%	13.07%	11.00%	98.55%
FAMILY HEALTH CENTRE VANIMEL	27.34%	87.04%	6.90%	38.65%
FAMILY HEALTH CENTRE PERUMANNA	11.59%	14.39%	0.60%	100.00%
TALUK HOSPITAL KUTTIADI	8.80%	60.39%	54.04%	1.70%
FAMILY HEALTH CENTRE CHEKKIAD	9.72%	31.85%	29.99%	19.78%

3.3 e-Health Performance Indicators

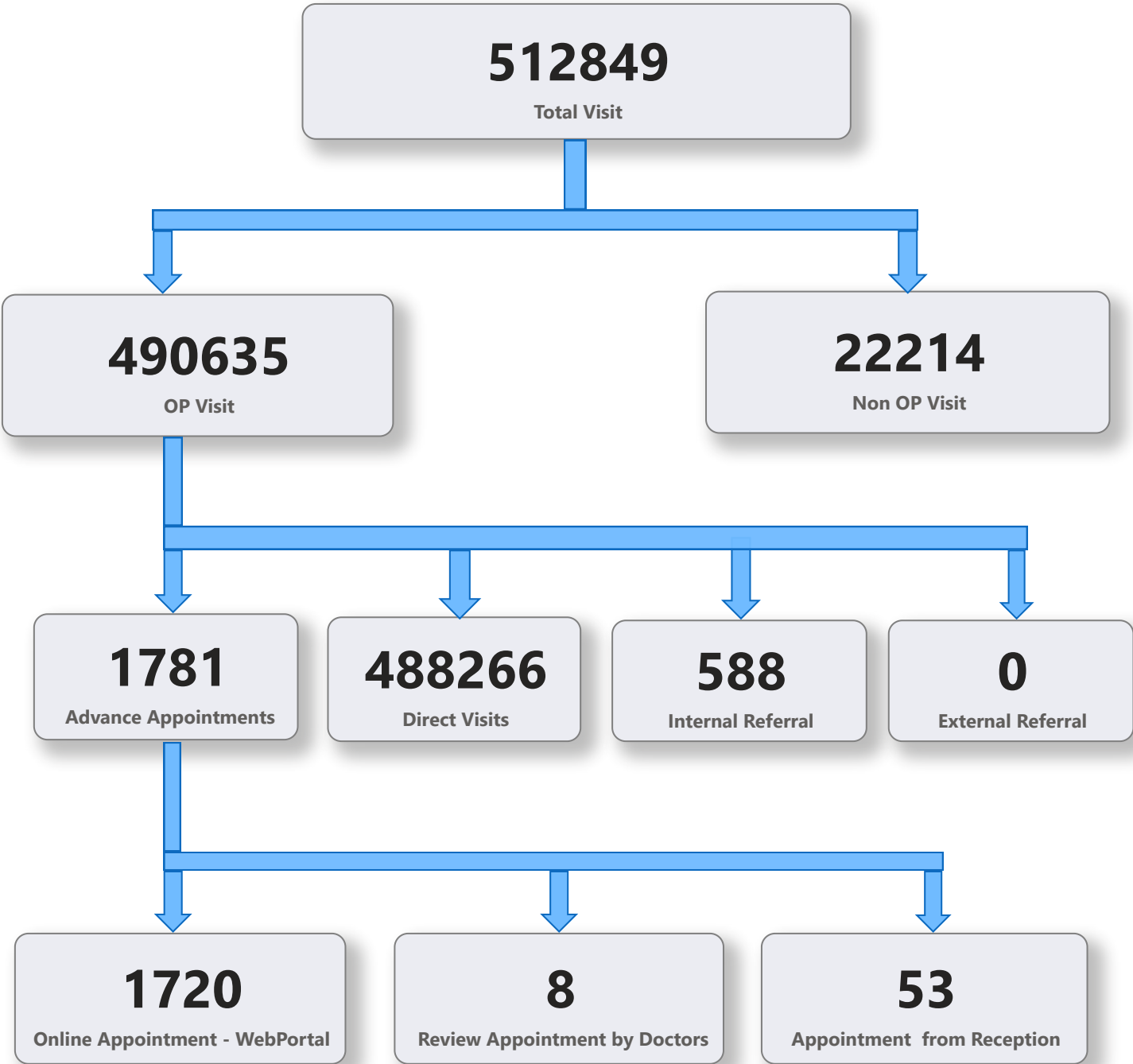
Hospital	UHID Visit %	Consultation %	Pharmacy Prescriptions %	% of Lab Orders given by Doctors
FAMILY HEALTH CENTRE PERUVANNAMUZH	0.00%	0.00%	0.00%	0.00%
FAMILY HEALTH CENTRE KARASSERY	0.00%	0.00%	0.00%	0.00%
FAMILY HEALTH CENTRE CHANGAROTH	0.00%	0.00%	0.00%	0.00%
URBAN FAMILY HEALTH CENTRE FEROKE	20.00%	13.33%	10.00%	0.00%
WOMEN AND CHILDREN HOSPITAL KOZHIKODE	50.00%	0.00%	0.00%	0.00%
TALUK HOSPITAL NADAPURAM	1.83%	2.25%	0.88%	2.23%
TALUK HEADQUARTERS HOSPITAL KOYILANDY	7.71%	0.00%	0.00%	0.00%
GENERAL HOSPITAL KOZHIKODE	8.77%	0.66%	0.00%	0.00%
TALUK HOSPITAL FEROKE	14.13%	0.00%	0.00%	0.00%
TALUK HOSPITAL PERAMBRA	5.29%	16.69%	11.69%	7.66%
FAMILY HEALTH CENTRE KODIYATHUR	23.96%	0.00%	0.00%	0.00%
DISTRICT HOSPITAL VADAKARA	28.95%	5.15%	3.14%	1.71%
FAMILY HEALTH CENTRE MANGAD	39.00%	3.22%	0.00%	0.00%
FAMILY HEALTH CENTRE KODENCHERY	38.31%	0.02%	0.00%	0.00%
FAMILY HEALTH CENTRE IRIVALLUR	43.54%	0.00%	0.00%	0.00%
COMMUNITY HEALTH CENTRE ULLIYERI	44.44%	2.28%	0.56%	0.00%
FAMILY HEALTH CENTRE CHEKKIAD	9.72%	31.85%	29.99%	19.78%
TALUK HOSPITAL KUTTIADI	8.80%	60.39%	54.04%	1.70%
FAMILY HEALTH CENTRE PERUMANNA	11.59%	14.39%	0.60%	100.00%
FAMILY HEALTH CENTRE VANIMEL	27.34%	87.04%	6.90%	38.65%
FAMILY HEALTH CENTRE BEYPORE	34.44%	13.07%	11.00%	98.55%
FAMILY HEALTH CENTRE ERAMANGALAM	49.12%	12.27%	11.50%	100.00%
FAMILY HEALTH CENTRE CHALIYAM	6.70%	80.03%	56.54%	36.10%
FAMILY HEALTH CENTRE PUDUPPADI	26.28%	78.23%	51.65%	33.45%
FAMILY HEALTH CENTRE MEPPAYUR	36.49%	66.74%	64.94%	29.77%
FAMILY HEALTH CENTRE MARUTHONKARA	33.82%	77.70%	75.05%	0.70%
COMMUNITY HEALTH CENTRE MUKKAM	18.96%	84.39%	68.27%	60.37%
URBAN FAMILY HEALTH CENTRE PAYYOLI	38.40%	89.17%	82.94%	30.25%
FAMILY HEALTH CENTRE PUTHIYAPPA	11.01%	98.17%	78.80%	58.63%
FAMILY HEALTH CENTRE PANANGAD	46.83%	81.76%	79.45%	42.00%
FAMILY HEALTH CENTRE AZHIYUR	20.21%	91.04%	88.67%	46.05%
FAMILY HEALTH CENTRE NOCHAD	41.24%	97.37%	93.56%	23.26%
FAMILY HEALTH CENTRE CHENGOTTUKAVU	40.07%	97.39%	96.48%	24.48%
URBAN FAMILY HEALTH CENTRE PAYYANAKKAL	31.85%	98.10%	86.97%	57.73%
URBAN PRIMARY HEALTH CENTRE KALLUNIRA	57.93%	92.38%	89.98%	43.69%
URBAN FAMILY HEALTH CENTRE KINASSERY	13.28%	89.98%	84.30%	100.00%
FAMILY HEALTH CENTRE NARIPATTA	53.77%	90.84%	88.56%	44.91%
FAMILY HEALTH CENTRE MADAVOOR KOZHIKODE	37.66%	98.80%	92.82%	55.84%
FAMILY HEALTH CENTRE KODARANJ	31.33%	99.49%	92.81%	58.08%

4. Status of Modules Usage in Hospitals

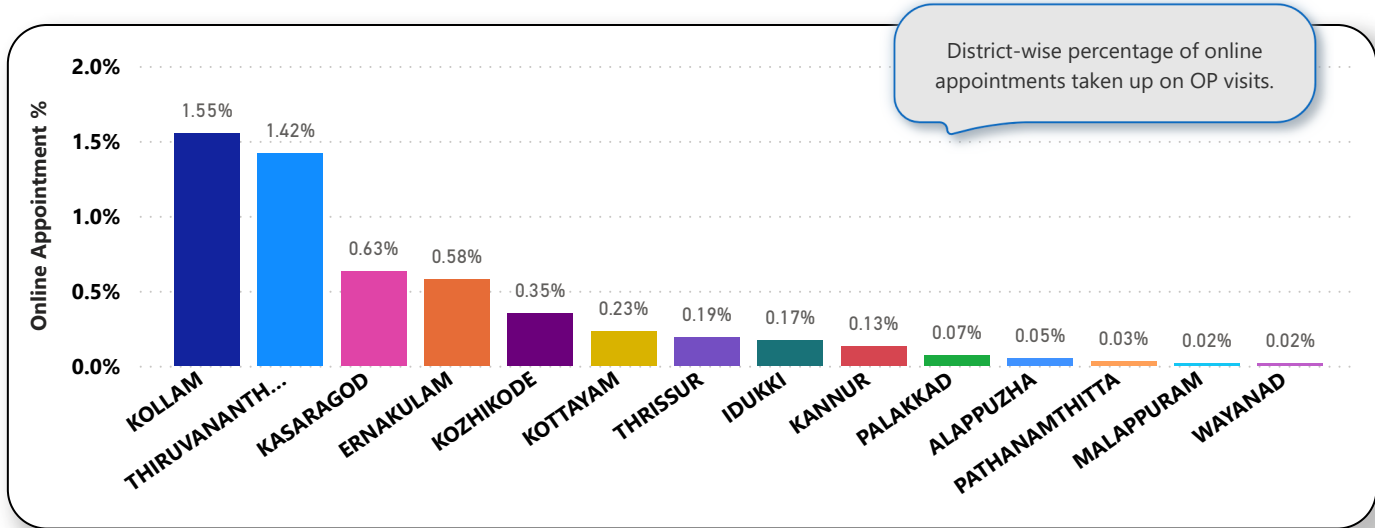
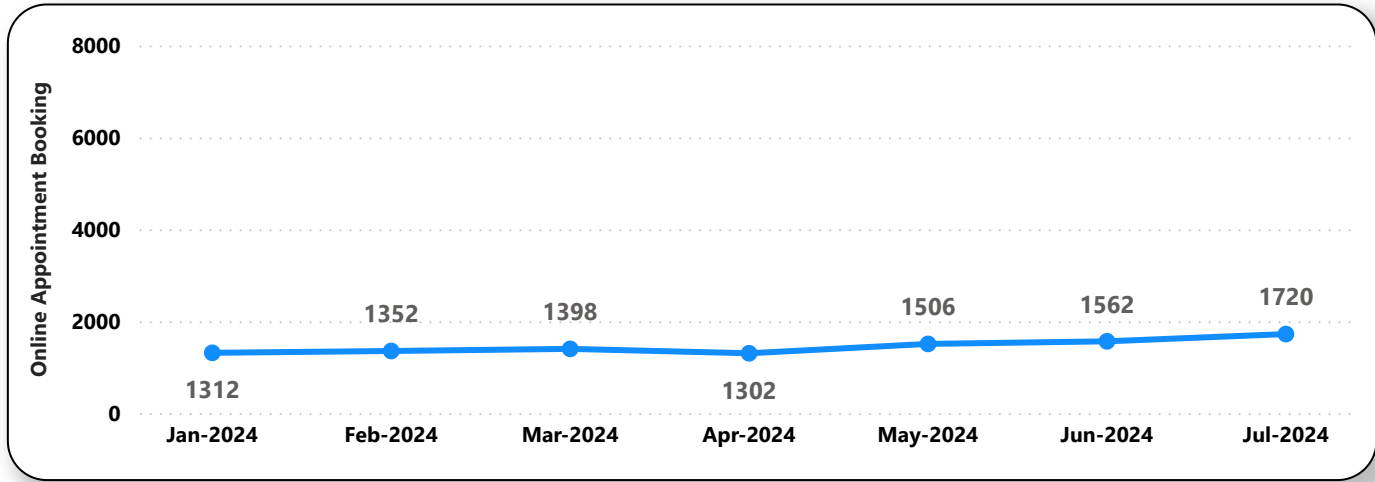
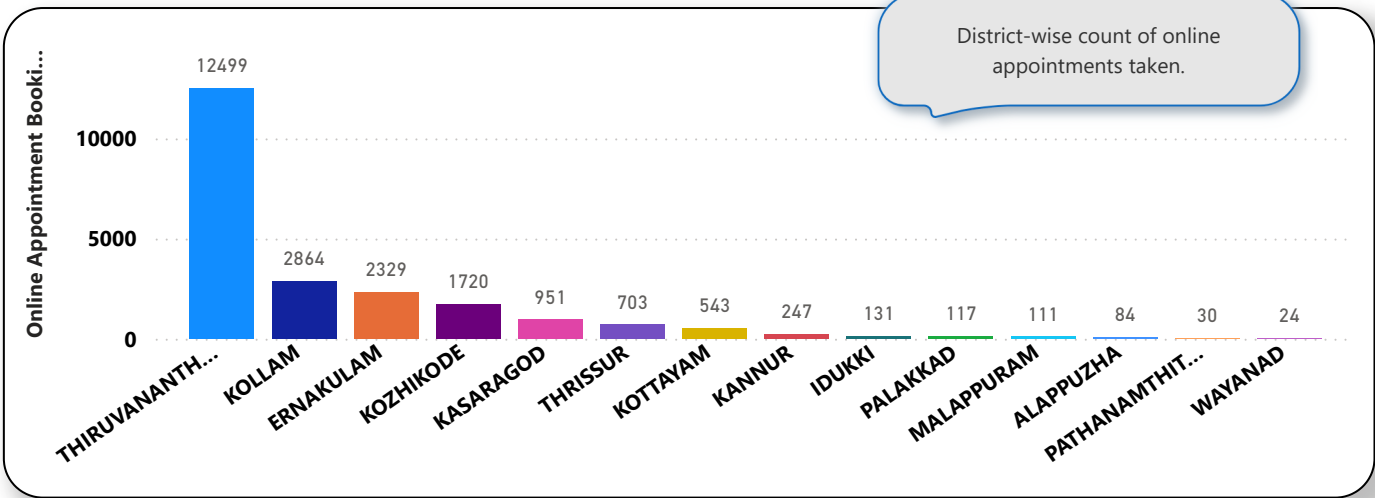
District wise status of live institutions and the count of various modules [Reception, OP Consultation, Lab, Pharmacy] started / functional. This list excludes Medical College Hospitals, CCRC and PH Labs.

District	Live Institutions	Reception	Consultation	Pharmacy	Lab
THIRUVANANTHAPURAM	100	96 (96%)	88 (88%)	74 (74%)	76 (76%)
THRISSUR	69	65 (94%)	63 (91%)	56 (81%)	58 (84%)
ERNAKULAM	68	55 (81%)	40 (59%)	26 (38%)	26 (38%)
KOZHIKODE	56	51 (91%)	41 (73%)	39 (70%)	42 (75%)
MALAPPURAM	53	51 (96%)	49 (92%)	39 (74%)	44 (83%)
PALAKKAD	44	44 (100%)	42 (95%)	38 (86%)	38 (86%)
KANNUR	41	39 (95%)	36 (88%)	32 (78%)	31 (76%)
ALAPPUZHA	31	29 (94%)	29 (94%)	28 (90%)	28 (90%)
KOTTAYAM	31	30 (97%)	30 (97%)	30 (97%)	27 (87%)
KOLLAM	30	30 (100%)	30 (100%)	30 (100%)	28 (93%)
KASARAGOD	23	22 (96%)	20 (87%)	20 (87%)	16 (70%)
IDUKKI	20	20 (100%)	19 (95%)	19 (95%)	18 (90%)
PATHANAMTHITTA	19	19 (100%)	18 (95%)	18 (95%)	17 (89%)
WAYANAD	17	17 (100%)	17 (100%)	17 (100%)	16 (94%)
Total	602	568 (94%)	522 (87%)	466 (77%)	465 (77%)

5. Appointment Booking in Hospitals (except Medical Colleges)



5. 1 Online Appointment Booking in Hospitals (except Medical Colleges)



6. eHealth Performance - Reach

