

1. eHealth Kerala - Vital Statistics

Hospital Type	Live Institutions
Family Health Centre	32
Urban Primary Health Centre	5
Community Health Centre	1
General Hospital	1
Medical College Hospital	1
Specialty Hospital - Women Children	1
Taluk Hospital	1
Total	42

2. eHealth - District Ranking Matrix Based on Performance of all Institutions (except Medical Colleges)

The ranking matrix showcases the performance of districts in providing eHealth services through all institutions (excluding Medical Colleges) based on six different parameters.

These parameters include:

1.

Number of institutions where the reception module has started.
2.

Percentage of UHID Visits.
3.

Percentage of Doctor Consultations.
4.

Percentage of Pharmacy Prescriptions by doctors.
5.

Percentage of lab orders through doctors.
6.

Number of Live Institutions.

Weightage is assigned to the percentages calculated in intervals of 10. The rank is determined based on the sum of these weightages.

The top-performing districts should aim to maintain their positions, while the average and low-performing districts should strive to reach the 'top four' league.

The ranking matrix for the current month, July 2024, along with the previous two months, is provided in the table below.

District	May	June	July
WAYANAD	1	1	1
IDUKKI	2	2	2
PALAKKAD	2	1	3
KANNUR	5	3	4
MALAPPURAM	4	3	4
THRISSUR	3	3	4
ALAPPUZHA	3	3	5
KOLLAM	4	4	6
KOTTAYAM	5	6	6
PATHANAMTHITTA	6	5	7
KOZHIKODE	7	6	8
THIRUVANANTHAPURAM	8	8	9
KASARAGOD	9	7	10
ERNAKULAM	10	9	11

- Best performing
- Average performing
- Low performing

3. eHealth - Institution Level Ranking (except Medical Colleges)

Hospital	Rank
FAMILY HEALTH CENTRE MALAPPATTAM	1
FAMILY HEALTH CENTRE UDAYAGIRI	2
FAMILY HEALTH CENTRE KALLIASSERY	3
FAMILY HEALTH CENTRE NEW MAHE	3
FAMILY HEALTH CENTRE CHIRAKKAL	4
FAMILY HEALTH CENTRE KUNHIMANGALAM	4
FAMILY HEALTH CENTRE PARASSINIKADAVU	4
FAMILY HEALTH CENTRE RAMANTHALI	4
FAMILY HEALTH CENTRE CHENGALAYI	5
FAMILY HEALTH CENTRE MUNDERI	5
FAMILY HEALTH CENTRE KADANNAPPALLY	6
FAMILY HEALTH CENTRE NARATH	6
FAMILY HEALTH CENTRE VALAPATTANAM	6
FAMILY HEALTH CENTRE ALAKODE THERTHALLY	7
FAMILY HEALTH CENTRE CHERUKUNNU	8
FAMILY HEALTH CENTRE CHERUTHAZHAM	8
FAMILY HEALTH CENTRE ERAMAM KUTTUR	8
FAMILY HEALTH CENTRE ETTIKULAM	8
FAMILY HEALTH CENTRE KANKOL ALAPPADAMBA	8
FAMILY HEALTH CENTRE KOODALI	9
FAMILY HEALTH CENTRE PULINGOME	10
FAMILY HEALTH CENTRE ANJARAKKANDY	11
FAMILY HEALTH CENTRE MORAZHA FISHERIES	11
FAMILY HEALTH CENTRE KADIRUR	12
FAMILY HEALTH CENTRE PATTUVAM	12

Hospital	Rank
GENERAL HOSPITAL THALASSERY	21
URBAN PRIMARY HEALTH CENTRE KOLASSERY	21
FAMILY HEALTH CENTRE KOTTAYAM MALABAR	20
TALUK HEAD QUARTERS HOSPITAL KUTHUPARAMBA	20
FAMILY HEALTH CENTRE MUZHAPPILANGAD	19
COMMUNITY HEALTH CENTRE MATTOOL	18
FAMILY HEALTH CENTRE THILLENKERRY	17
URBAN PRIMARY HEALTH CENTRE porora	17
EK NAYANAR MEMORIAL GOVT. WOMEN AND CHILDREN HOSPITAL MANGATTUPARAMBA	16
URBAN PRIMARY HEALTH CENTRE MAITHANAPPALLY	15
FAMILY HEALTH CENTRE PUTHIYANGADI FISHERIES	14
COMMUNITY HEALTH CENTRE PATTIAM	13
FAMILY HEALTH CENTRE KOTTIYOOR	13
FAMILY HEALTH CENTRE MOKERI	13
URBAN PRIMARY HEALTH CENTRE PANOOR	13
FAMILY HEALTH CENTRE KADIRUR	12
FAMILY HEALTH CENTRE PATTUVAM	12
URBAN PRIMARY HEALTH CENTRE KOOVODE	12
FAMILY HEALTH CENTRE ANJARAKKANDY	11
FAMILY HEALTH CENTRE MORAZHA FISHERIES	11
FAMILY HEALTH CENTRE PULINGOME	10
FAMILY HEALTH CENTRE KOODALI	9
FAMILY HEALTH CENTRE CHERUKUNNU	8

3.1 eHealth Performance - Reception Module

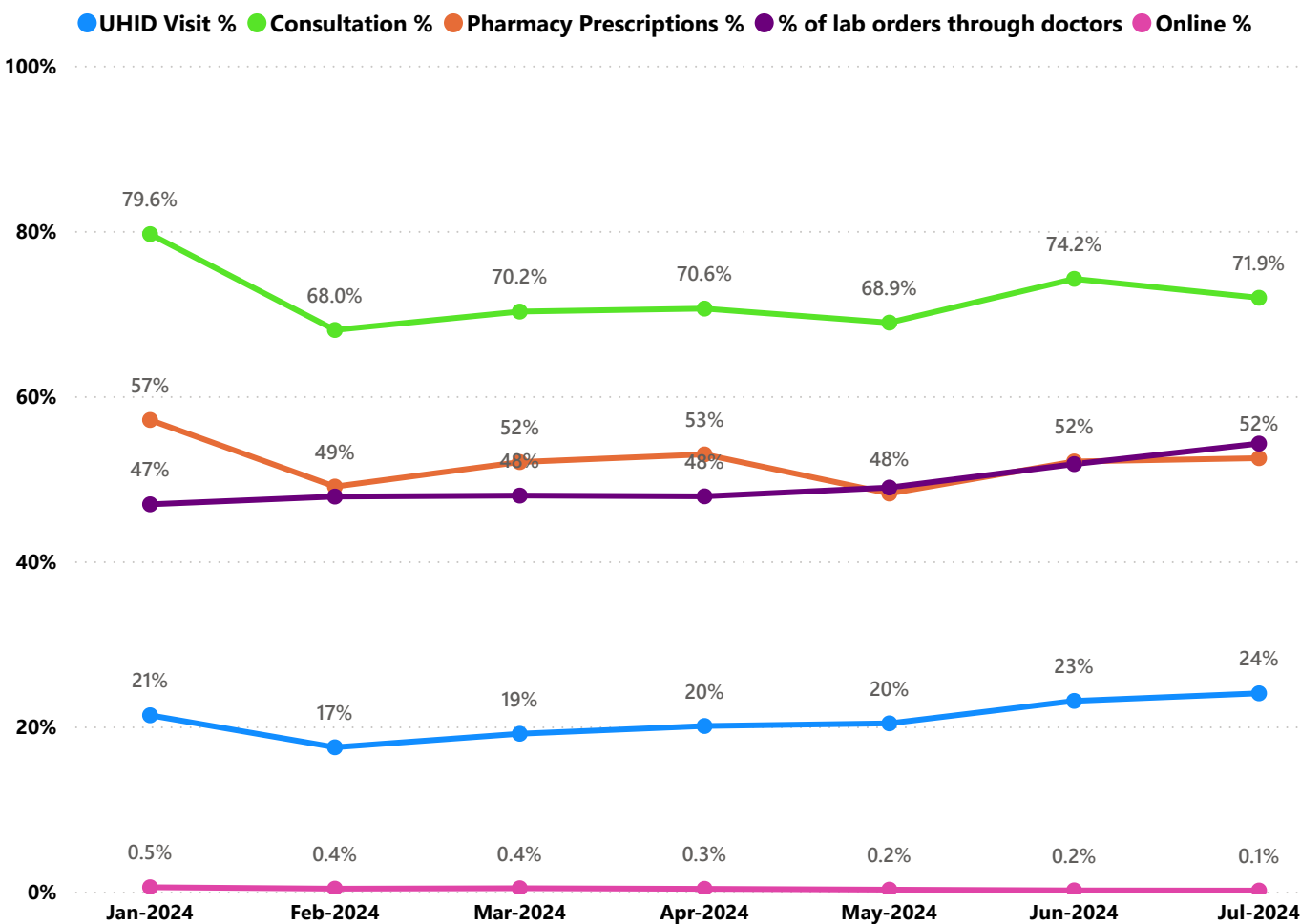
Reception Module is considered to be functional in an institution only if the number of total visits for the month is of minimum 500.

District	Institution Count	Institutions with Reception	% of institutions with Reception
IDUKKI	20	20	100.00%
KOLLAM	30	30	100.00%
PALAKKAD	44	44	100.00%
PATHANAMTHITTA	19	19	100.00%
WAYANAD	17	17	100.00%
KOTTAYAM	31	30	96.77%
MALAPPURAM	53	51	96.23%
KASARAGOD	23	22	95.65%
KANNUR	41	39	95.12%
THIRUVANANTHAPURAM	100	96	95.00%
THRISSUR	69	65	94.20%
ALAPPUZHA	31	29	93.55%
KOZHIKODE	56	51	91.07%
ERNAKULAM	69	55	79.71%

Hospital Name
URBAN PRIMARY HEALTH CENTRE KOLASSERY
GENERAL HOSPITAL THALASSERY

Institutions where the reception module is either not started or not using

3.2 e-Health Performance Trend



- UHID Visit % is calculated as $(UHID\ Visits / Total\ Visit) \times 100$
- Consultation % is calculated as $(Doctor\ Consultation / OP\ Visits) \times 100$
- Pharmacy % is calculated as $(Pharmacy\ Prescriptions / Total\ OP\ Visits) \times 100$
- Lab % is calculated as $(Lab\ orders\ given\ by\ doctors / Total\ Lab\ Orders) \times 100$
- Online % is calculated as $(Online\ appointments\ via\ web\ portal / Total\ OP\ Visits) \times 100$

3.3 e-Health Performance Indicators

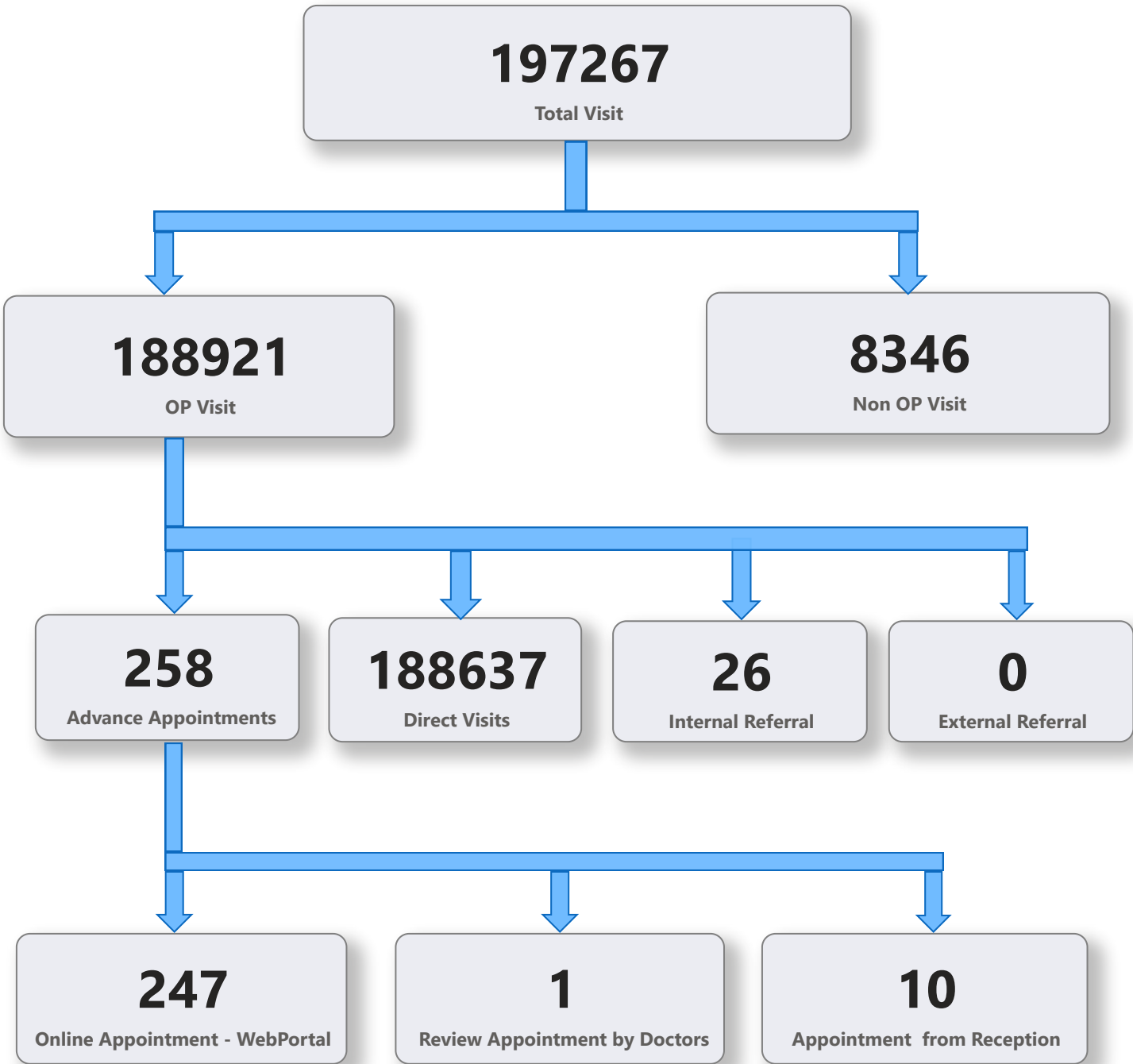
Hospital	UHID Visit %	Consultation %	Pharmacy Prescriptions %	% of Lab Orders given by Doctors
FAMILY HEALTH CENTRE MALAPPATTAM	47.53%	93.70%	93.06%	93.33%
FAMILY HEALTH CENTRE UDAYAGIRI	42.28%	99.28%	88.35%	98.46%
FAMILY HEALTH CENTRE KALLIASSERY	41.78%	97.62%	81.80%	89.96%
FAMILY HEALTH CENTRE NEW MAHE	30.48%	93.36%	88.08%	94.15%
FAMILY HEALTH CENTRE CHIRAKKAL	38.35%	99.72%	84.99%	85.16%
FAMILY HEALTH CENTRE KUNHIMANGALAM	47.99%	97.56%	87.81%	76.22%
FAMILY HEALTH CENTRE PARASSINIKADAVU	65.61%	87.98%	81.48%	67.36%
FAMILY HEALTH CENTRE RAMANTHALI	35.02%	99.40%	91.16%	71.88%
FAMILY HEALTH CENTRE CHENGALAYI	13.94%	96.87%	90.00%	100.00%
FAMILY HEALTH CENTRE MUNDERI	17.41%	99.32%	87.79%	92.38%
FAMILY HEALTH CENTRE KADANNAPPALLY	27.38%	98.92%	87.00%	73.33%
FAMILY HEALTH CENTRE NARATH	34.65%	88.72%	81.64%	70.19%
FAMILY HEALTH CENTRE VALAPATTANAM	32.48%	94.95%	83.15%	65.73%
FAMILY HEALTH CENTRE ALAKODE THERTHALLY	42.03%	73.27%	59.50%	86.17%
FAMILY HEALTH CENTRE CHERUKUNNU	46.29%	97.73%	72.02%	34.99%
FAMILY HEALTH CENTRE CHERUTHAZHAM	24.15%	97.16%	65.68%	60.36%
FAMILY HEALTH CENTRE ERAMAM KUTTUR	37.58%	94.33%	91.83%	28.70%
FAMILY HEALTH CENTRE ETTIKULAM	22.88%	97.53%	91.35%	39.33%
FAMILY HEALTH CENTRE KANKOL ALAPPADAMBA	36.65%	88.24%	78.65%	55.81%
FAMILY HEALTH CENTRE KOODALI	28.66%	88.90%	69.00%	63.71%
FAMILY HEALTH CENTRE PULINGOME	36.35%	82.02%	82.36%	27.13%
FAMILY HEALTH CENTRE ANJARAKKANDY	50.01%	75.46%	70.38%	12.58%
FAMILY HEALTH CENTRE MORAZHA FISHERIES	34.22%	83.93%	73.65%	26.90%
FAMILY HEALTH CENTRE KADIRUR	15.05%	63.03%	46.55%	82.01%
FAMILY HEALTH CENTRE PATTUVAM	21.54%	83.45%	79.37%	25.15%
URBAN PRIMARY HEALTH CENTRE KOOVODE	8.65%	85.84%	76.48%	48.64%
COMMUNITY HEALTH CENTRE PATTIAM	10.53%	84.92%	0.00%	100.00%
FAMILY HEALTH CENTRE KOTTIYOOR	37.53%	79.62%	79.65%	10.46%
FAMILY HEALTH CENTRE MOKERI	10.39%	90.61%	22.52%	60.98%
URBAN PRIMARY HEALTH CENTRE PANOOR	8.18%	55.60%	41.81%	100.00%
FAMILY HEALTH CENTRE PUTHIYANGADI FISHERIES	11.42%	80.70%	78.19%	0.00%
URBAN PRIMARY HEALTH CENTRE MAITHANAPPALLY	11.27%	42.03%	34.32%	57.14%
EK NAYANAR MEMORIAL GOVT. WOMEN AND CHILDREN HOSPITAL MANGATTUPARAMBA	21.16%	93.93%	19.83%	2.80%
FAMILY HEALTH CENTRE THILLENKERRY	11.49%	88.26%	0.00%	0.00%
URBAN PRIMARY HEALTH CENTRE porora	23.01%	37.45%	26.75%	21.48%
COMMUNITY HEALTH CENTRE MATTOOL	11.11%	48.03%	34.39%	0.66%
FAMILY HEALTH CENTRE MUZHAPPILANGAD	7.88%	66.53%	0.00%	0.00%
FAMILY HEALTH CENTRE KOTTAYAM MALABAR	6.09%	0.00%	0.00%	0.00%
TALUK HEAD QUARTERS HOSPITAL KUTHUPARAMBA	3.67%	0.00%	0.00%	0.00%
GENERAL HOSPITAL THALASSERY	0.00%	0.00%	0.00%	0.00%
URBAN PRIMARY HEALTH CENTRE KOLASSERY	0.00%	0.00%	0.00%	0.00%

4. Status of Modules Usage in Hospitals

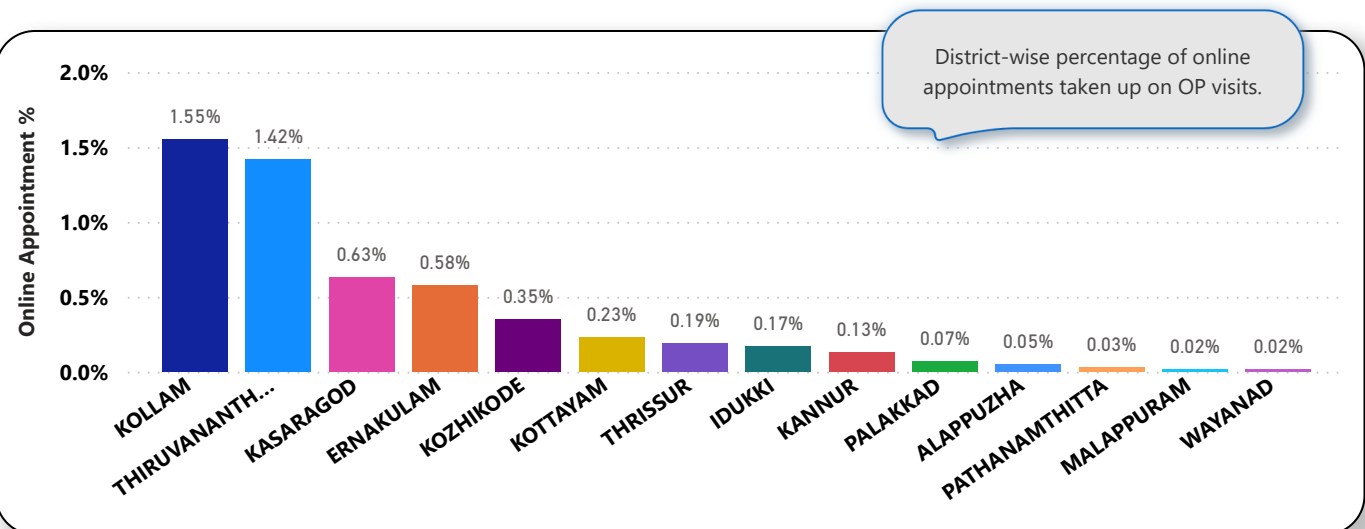
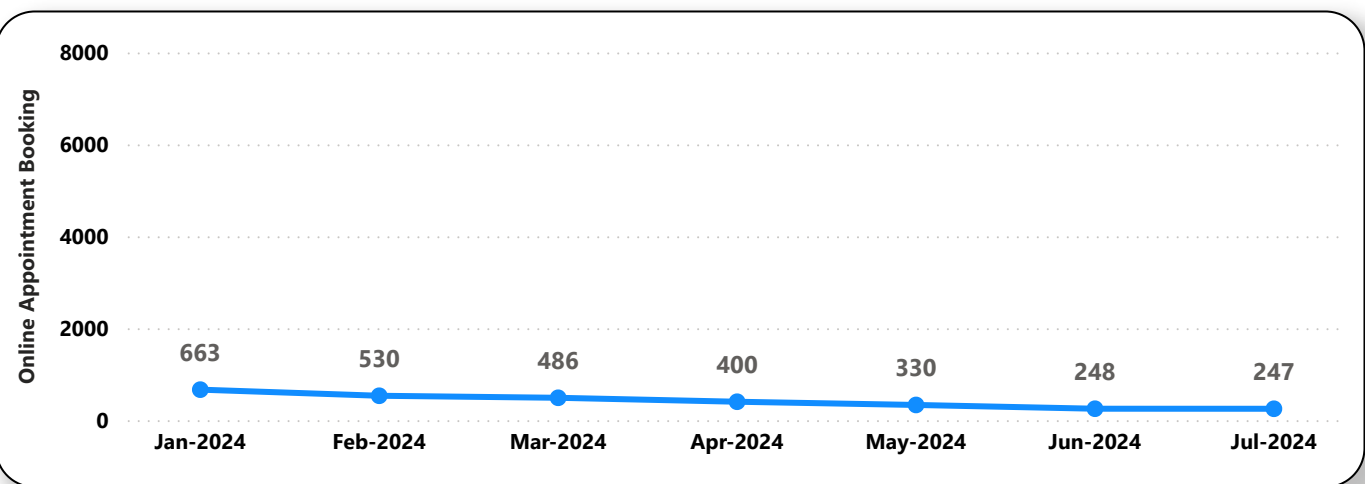
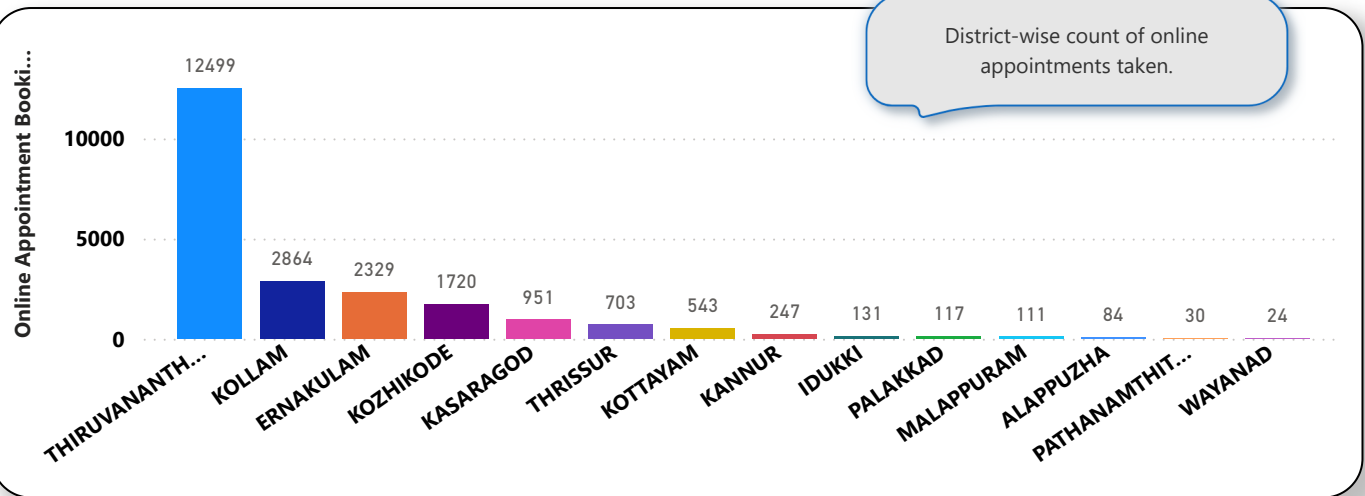
District wise status of live institutions and the count of various modules [Reception, OP Consultation, Lab, Pharmacy] started / functional. This list excludes Medical College Hospitals, CCRC and PH Labs.

District	Live Institutions	Reception	Consultation	Pharmacy	Lab
THIRUVANANTHAPURAM	100	96 (96%)	88 (88%)	74 (74%)	76 (76%)
THRISSUR	69	65 (94%)	63 (91%)	56 (81%)	58 (84%)
ERNAKULAM	68	55 (81%)	40 (59%)	26 (38%)	26 (38%)
KOZHIKODE	56	51 (91%)	41 (73%)	39 (70%)	42 (75%)
MALAPPURAM	53	51 (96%)	49 (92%)	39 (74%)	44 (83%)
PALAKKAD	44	44 (100%)	42 (95%)	38 (86%)	38 (86%)
KANNUR	41	39 (95%)	36 (88%)	32 (78%)	31 (76%)
ALAPPUZHA	31	29 (94%)	29 (94%)	28 (90%)	28 (90%)
KOTTAYAM	31	30 (97%)	30 (97%)	30 (97%)	27 (87%)
KOLLAM	30	30 (100%)	30 (100%)	30 (100%)	28 (93%)
KASARAGOD	23	22 (96%)	20 (87%)	20 (87%)	16 (70%)
IDUKKI	20	20 (100%)	19 (95%)	19 (95%)	18 (90%)
PATHANAMTHITTA	19	19 (100%)	18 (95%)	18 (95%)	17 (89%)
WAYANAD	17	17 (100%)	17 (100%)	17 (100%)	16 (94%)
Total	602	568 (94%)	522 (87%)	466 (77%)	465 (77%)

5. Appointment Booking in Hospitals (except Medical Colleges)



5. 1 Online Appointment Booking in Hospitals (except Medical Colleges)



6. eHealth Performance - Reach

