

1. eHealth Kerala - Vital Statistics

Hospital Type	Live Institutions
Family Health Centre	18
Urban Primary Health Centre	2
District Hospital	1
General Hospital	1
Specialty Hospital - Women Children	1
Total	23

2. eHealth - District Ranking Matrix Based on Performance of all Institutions (except Medical Colleges)

The ranking matrix showcases the performance of districts in providing eHealth services through all institutions (excluding Medical Colleges) based on six different parameters.

These parameters include:

1.

Number of institutions where the reception module has started.
2.

Percentage of UHID Visits.
3.

Percentage of Doctor Consultations.
4.

Percentage of Pharmacy Prescriptions by doctors.
5.

Percentage of lab orders through doctors.
6.

Number of Live Institutions.

Weightage is assigned to the percentages calculated in intervals of 10. The rank is determined based on the sum of these weightages.

The top-performing districts should aim to maintain their positions, while the average and low-performing districts should strive to reach the 'top four' league.

The ranking matrix for the current month, July 2024, along with the previous two months, is provided in the table below.

District	May	June	July
WAYANAD	1	1	1
IDUKKI	2	2	2
PALAKKAD	2	1	3
KANNUR	5	3	4
MALAPPURAM	4	3	4
THRISSUR	3	3	4
ALAPPUZHA	3	3	5
KOLLAM	4	4	6
KOTTAYAM	5	6	6
PATHANAMTHITTA	6	5	7
KOZHIKODE	7	6	8
THIRUVANANTHAPURAM	8	8	9
KASARAGOD	9	7	10
ERNAKULAM	10	9	11

- Best performing
- Average performing
- Low performing

3. eHealth - Institution Level Ranking (except Medical Colleges)

Hospital	Rank
FAMILY HEALTH CENTRE ENNAPPARA	1
FAMILY HEALTH CENTRE KUMBADAJE	2
FAMILY HEALTH CENTRE BELLUR	3
FAMILY HEALTH CENTRE MADIKAI	3
FAMILY HEALTH CENTRE NARKILAKKAD	4
FAMILY HEALTH CENTRE PALLIKKARE	5
FAMILY HEALTH CENTRE VALIYAPARAMABA	5
URBAN PRIMARY HEALTH CENTRE NILESHWARAM	5
FAMILY HEALTH CENTRE MULLERIYA	6
FAMILY HEALTH CENTRE UDUMBANTHALA	6
URBAN PRIMARY HEALTH CENTRE PULLIKUNNU	6
FAMILY HEALTH CENTRE KAYYUR	7
WOMEN AND CHILDREN GOVERMENT HOSPITAL KANHANGAD	7
FAMILY HEALTH CENTRE ANANDASRAM	8
FAMILY HEALTH CENTRE KARINDALAM	9
FAMILY HEALTH CENTRE UDMA	10
DISTRICT HOSPITAL KANHANGAD	11
FAMILY HEALTH CENTRE CHATTANCHAL	12
FAMILY HEALTH CENTRE PERLA	13
FAMILY HEALTH CENTRE AJANUR	14
FAMILY HEALTH CENTRE MOGRALPUTHUR	15
GENERAL HOSPITAL KASARAGOD	15
FAMILY HEALTH CENTRE PANATHUR	16

3.1 eHealth Performance - Reception Module

Reception Module is considered to be functional in an institution only if the number of total visits for the month is of minimum 500.

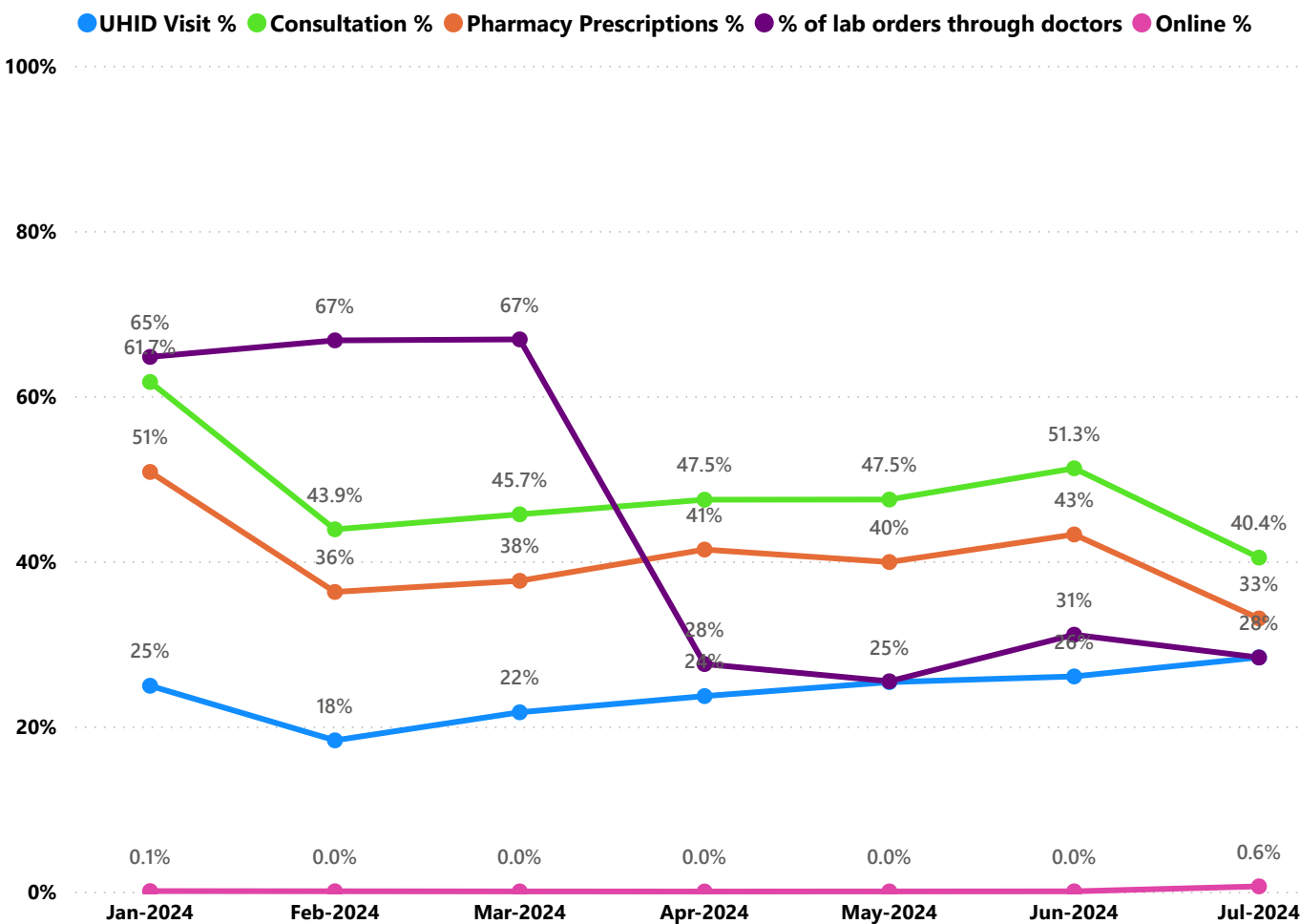
District	Institution Count	Institutions with Reception	% of institutions with Reception
IDUKKI	20	20	100.00%
KOLLAM	30	30	100.00%
PALAKKAD	44	44	100.00%
PATHANAMTHITTA	19	19	100.00%
WAYANAD	17	17	100.00%
KOTTAYAM	31	30	96.77%
MALAPPURAM	53	51	96.23%
KASARAGOD	23	22	95.65%
KANNUR	41	39	95.12%
THIRUVANANTHAPURAM	100	96	95.00%
THRISSUR	69	65	94.20%
ALAPPUZHA	31	29	93.55%
KOZHIKODE	56	51	91.07%
ERNAKULAM	69	55	79.71%

Hospital Name

FAMILY HEALTH CENTRE PANATHUR

Institutions where the reception module is either not started or not using

3.2 e-Health Performance Trend



- UHID Visit % is calculated as $(UHID\ Visits / Total\ Visit) \times 100$
- Consultation % is calculated as $(Doctor\ Consultation / OP\ Visits) \times 100$
- Pharmacy % is calculated as $(Pharmacy\ Prescriptions / Total\ OP\ Visits) \times 100$
- Lab % is calculated as $(Lab\ orders\ given\ by\ doctors / Total\ Lab\ Orders) \times 100$
- Online % is calculated as $(Online\ appointments\ via\ web\ portal / Total\ OP\ Visits) \times 100$

3.3 e-Health Performance Indicators

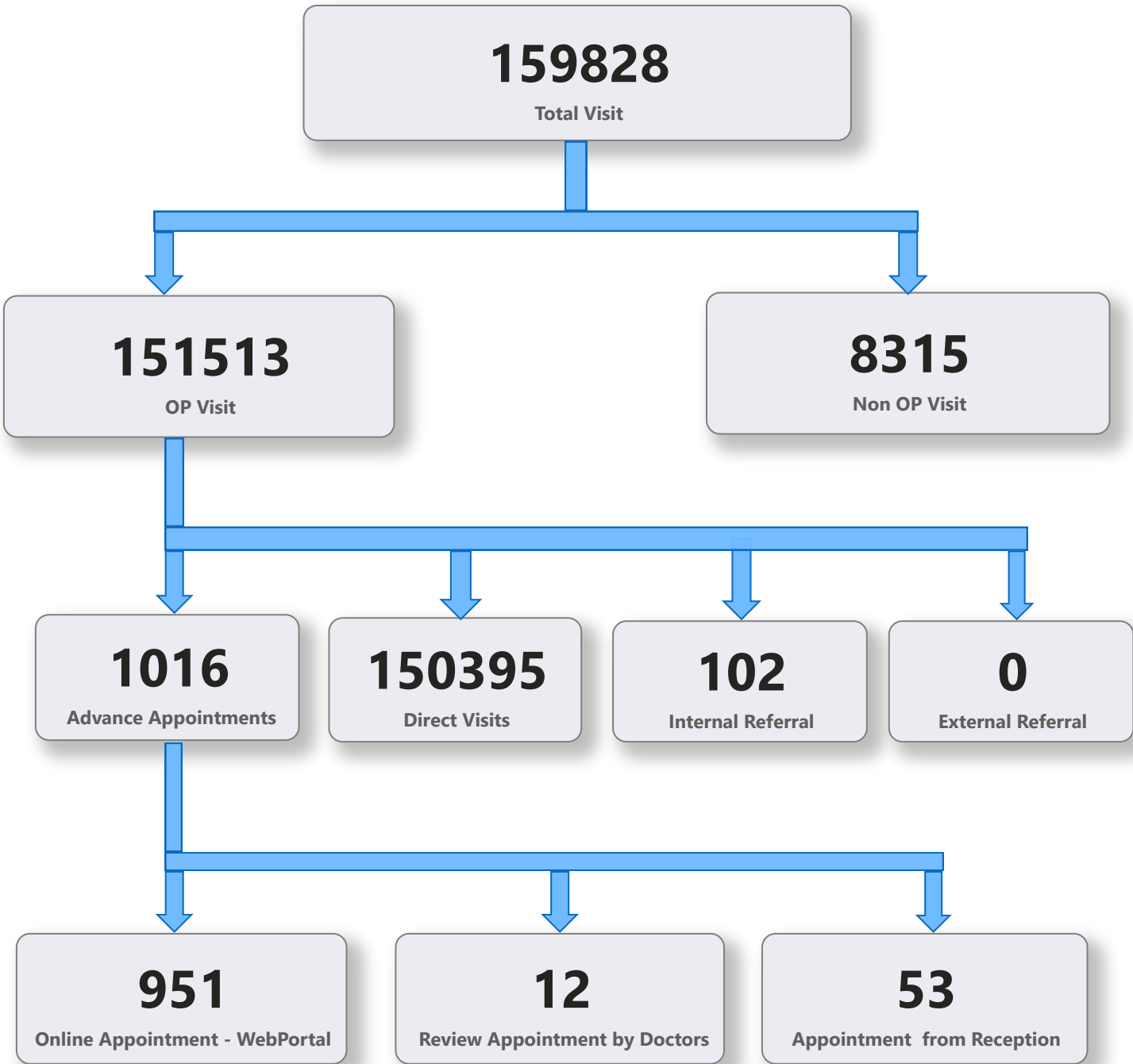
Hospital	UHID Visit %	Consultation %	Pharmacy Prescriptions %	% of Lab Orders given by Doctors
FAMILY HEALTH CENTRE ENNAPPARA	77.03%	94.42%	90.06%	100.00%
FAMILY HEALTH CENTRE KUMBADAJE	66.73%	94.94%	94.84%	100.00%
FAMILY HEALTH CENTRE BELLUR	81.96%	94.88%	78.92%	69.34%
FAMILY HEALTH CENTRE MADIKAI	75.81%	96.21%	86.62%	61.14%
FAMILY HEALTH CENTRE NARKILAKKAD	56.36%	75.06%	74.54%	100.00%
FAMILY HEALTH CENTRE PALLIKKARE	27.49%	89.01%	84.93%	100.00%
FAMILY HEALTH CENTRE VALIYAPARAMABA	27.30%	89.32%	89.54%	96.00%
URBAN PRIMARY HEALTH CENTRE NILESHWARAM	45.16%	87.85%	94.37%	69.18%
FAMILY HEALTH CENTRE MULLERIYA	27.80%	96.88%	62.99%	100.00%
FAMILY HEALTH CENTRE UDUMBANTHALA	39.67%	97.82%	88.87%	68.48%
URBAN PRIMARY HEALTH CENTRE PULLIKUNNU	28.57%	87.99%	79.35%	100.00%
FAMILY HEALTH CENTRE KAYYUR	53.14%	88.86%	81.55%	42.21%
WOMEN AND CHILDREN GOVERMENT HOSPITAL KANHANGAD	19.62%	96.04%	82.51%	73.42%
FAMILY HEALTH CENTRE ANANDASRAM	36.98%	91.90%	53.50%	67.65%
FAMILY HEALTH CENTRE KARINDALAM	48.83%	48.75%	44.40%	100.00%
FAMILY HEALTH CENTRE UDMA	21.72%	42.92%	24.65%	100.00%
DISTRICT HOSPITAL KANHANGAD	31.24%	3.27%	2.16%	100.00%
FAMILY HEALTH CENTRE CHATTANCHAL	8.67%	18.05%	13.08%	100.00%
FAMILY HEALTH CENTRE PERLA	28.15%	20.34%	18.36%	24.48%
FAMILY HEALTH CENTRE AJANUR	38.16%	0.09%	0.09%	0.00%
FAMILY HEALTH CENTRE MOGRALPUTHUR	13.29%	12.50%	9.93%	0.00%
GENERAL HOSPITAL KASARAGOD	8.51%	16.58%	10.41%	2.76%
FAMILY HEALTH CENTRE PANATHUR	0.00%	0.00%	0.00%	0.00%

4. Status of Modules Usage in Hospitals

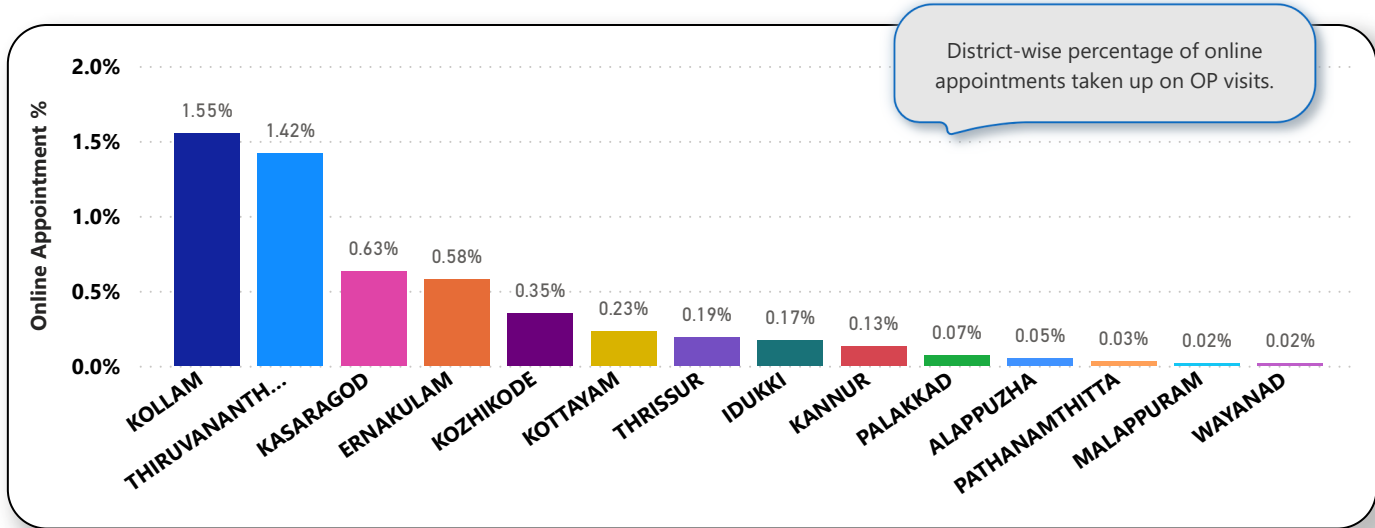
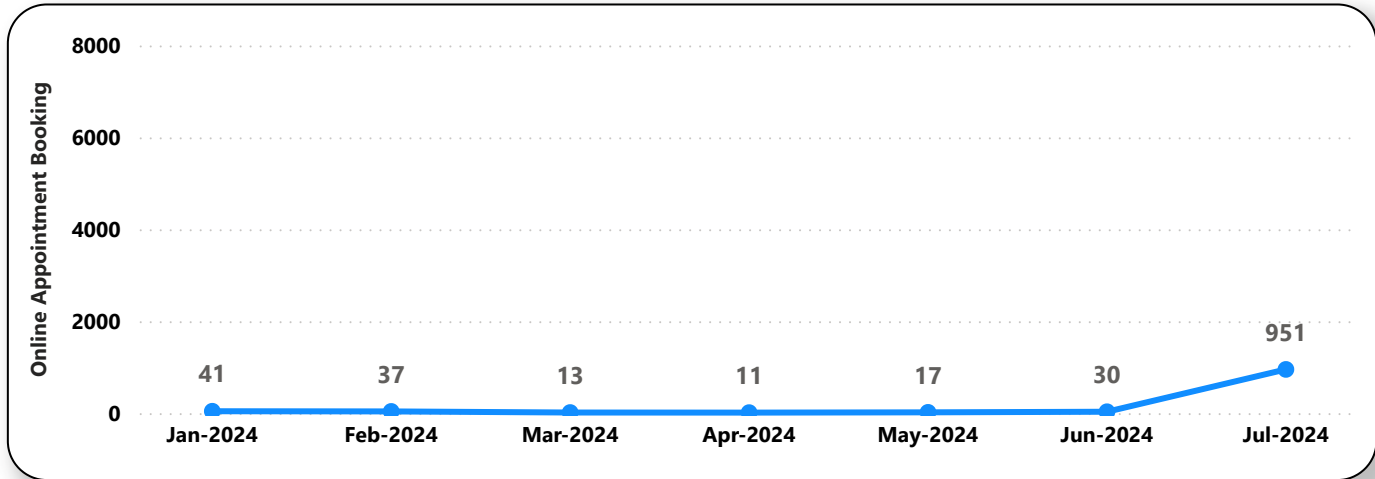
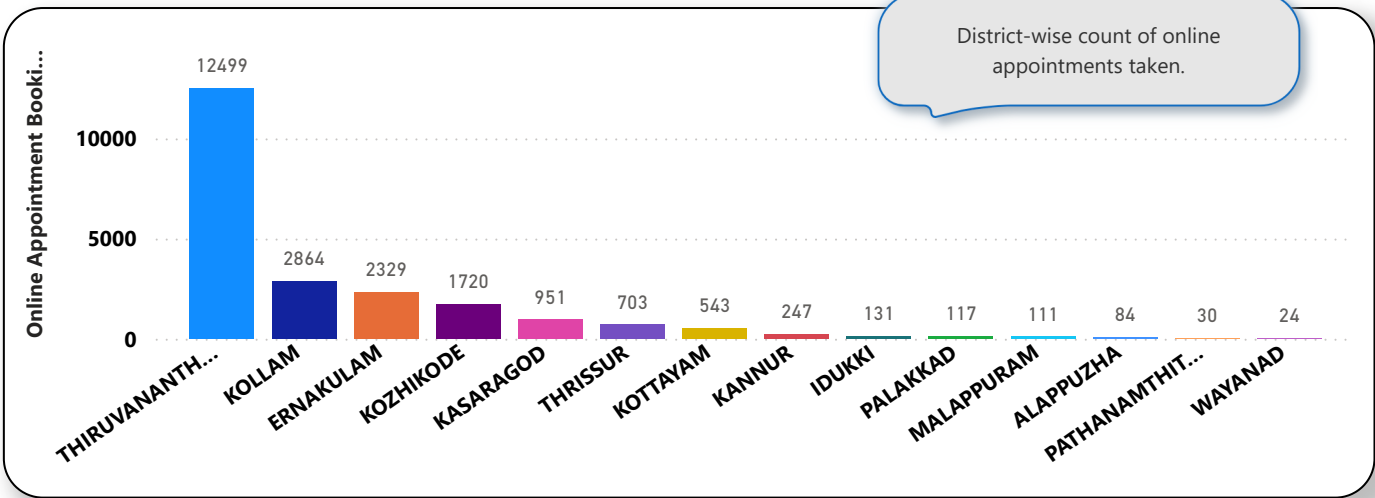
District wise status of live institutions and the count of various modules [Reception, OP Consultation, Lab, Pharmacy] started / functional. This list excludes Medical College Hospitals, CCRC and PH Labs.

District	Live Institutions	Reception	Consultation	Pharmacy	Lab
THIRUVANANTHAPURAM	100	96 (96%)	88 (88%)	74 (74%)	76 (76%)
THRISSUR	69	65 (94%)	63 (91%)	56 (81%)	58 (84%)
ERNAKULAM	68	55 (81%)	40 (59%)	26 (38%)	26 (38%)
KOZHIKODE	56	51 (91%)	41 (73%)	39 (70%)	42 (75%)
MALAPPURAM	53	51 (96%)	49 (92%)	39 (74%)	44 (83%)
PALAKKAD	44	44 (100%)	42 (95%)	38 (86%)	38 (86%)
KANNUR	41	39 (95%)	36 (88%)	32 (78%)	31 (76%)
ALAPPUZHA	31	29 (94%)	29 (94%)	28 (90%)	28 (90%)
KOTTAYAM	31	30 (97%)	30 (97%)	30 (97%)	27 (87%)
KOLLAM	30	30 (100%)	30 (100%)	30 (100%)	28 (93%)
KASARAGOD	23	22 (96%)	20 (87%)	20 (87%)	16 (70%)
IDUKKI	20	20 (100%)	19 (95%)	19 (95%)	18 (90%)
PATHANAMTHITTA	19	19 (100%)	18 (95%)	18 (95%)	17 (89%)
WAYANAD	17	17 (100%)	17 (100%)	17 (100%)	16 (94%)
Total	602	568 (94%)	522 (87%)	466 (77%)	465 (77%)

5. Appointment Booking in Hospitals (except Medical Colleges)



5. 1 Online Appointment Booking in Hospitals (except Medical Colleges)



6. eHealth Performance - Reach

