

1. eHealth Kerala - Vital Statistics

Hospital Type	Live Institutions
Family Health Centre	25
General Hospital	3
Community Health Centre	1
Medical College Hospital	1
Taluk Headquarters Hospital	1
Urban Primary Health Centre	1
Total	32

2. eHealth - District Ranking Matrix Based on Performance of all Institutions (except Medical Colleges)

The ranking matrix showcases the performance of districts in providing eHealth services through all institutions (excluding Medical Colleges) based on six different parameters.

These parameters include:

1.

Number of institutions where the reception module has started.
2.

Percentage of UHID Visits.
3.

Percentage of Doctor Consultations.
4.

Percentage of Pharmacy Prescriptions by doctors.
5.

Percentage of lab orders through doctors.
6.

Number of Live Institutions.

Weightage is assigned to the percentages calculated in intervals of 10. The rank is determined based on the sum of these weightages.

The top-performing districts should aim to maintain their positions, while the average and low-performing districts should strive to reach the 'top four' league.

The ranking matrix for the current month, July 2024, along with the previous two months, is provided in the table below.

District	May	June	July
WAYANAD	1	1	1
IDUKKI	2	2	2
PALAKKAD	2	1	3
KANNUR	5	3	4
MALAPPURAM	4	3	4
THRISSUR	3	3	4
ALAPPUZHA	3	3	5
KOLLAM	4	4	6
KOTTAYAM	5	6	6
PATHANAMTHITTA	6	5	7
KOZHIKODE	7	6	8
THIRUVANANTHAPURAM	8	8	9
KASARAGOD	9	7	10
ERNAKULAM	10	9	11

- Best performing
- Average performing
- Low performing

3. eHealth - Institution Level Ranking (except Medical Colleges)

Hospital	Rank
FAMILY HEALTH CENTRE VAZHOOR	1
FAMILY HEALTH CENTRE MOONNILAVU	2
FAMILY HEALTH CENTRE BRAHMAMANGALAM	3
FAMILY HEALTH CENTRE MARAVANTHURUTHU	3
FAMILY HEALTH CENTRE UDAYANAPURAM	3
FAMILY HEALTH CENTRE VELLAVOOR	3
FAMILY HEALTH CENTRE KURUPPANTHARA	4
FAMILY HEALTH CENTRE MANARCAD	4
FAMILY HEALTH CENTRE PAIPPAD	4
FAMILY HEALTH CENTRE PARAMPUZHA	4
FAMILY HEALTH CENTRE MEENACHIL	5
FAMILY HEALTH CENTRE MUTHOLY	5
FAMILY HEALTH CENTRE NATTAKOM	6
FAMILY HEALTH CENTRE PANACHIKKADU	6
FAMILY HEALTH CENTRE VELIYANNOOR	6
FAMILY HEALTH CENTRE KALLARA	7
FAMILY HEALTH CENTRE MADAPPALLY	8
FAMILY HEALTH CENTRE MARANGATTUPALLY	8
COMMUNITY HEALTH CENTRE RAMAPURAM	9
FAMILY HEALTH CENTRE POONJAR	9
FAMILY HEALTH CENTRE VELLOOR	9
FAMILY HEALTH CENTRE KADUTHURUTHY	10
URBAN PRIMARY HEALTH CENTRE PERUNNA	11
FAMILY HEALTH CENTRE THOTTACKAD	12
FAMILY HEALTH CENTRE ERATTUPETTA	13
TALUK HEADQUARTERS HOSPITAL PAMPADY	13
KM MANI MEMORIAL GOVT GENERAL HOSPITAL PALA	14
COMMUNITY HEALTH CENTRE MUNDAKAYAM	15
GENERAL HOSPITAL KOTTAYAM	16
GENERAL HOSPITAL KANJIRAPALLY	17
FAMILY HEALTH CENTRE MEENADOM	18

3.1 eHealth Performance - Reception Module

Reception Module is considered to be functional in an institution only if the number of total visits for the month is of minimum 500.

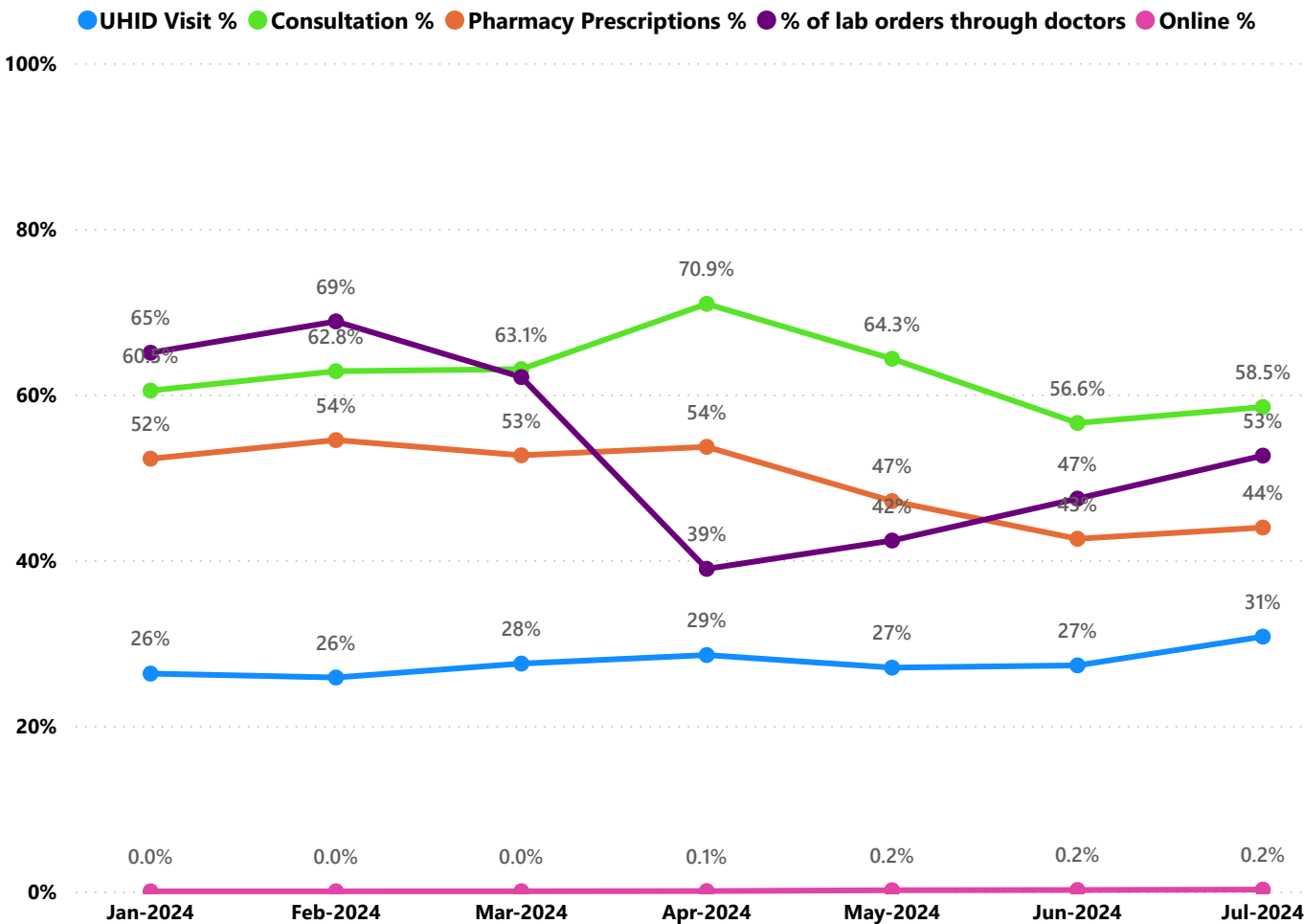
District	Institution Count	Institutions with Reception	% of institutions with Reception
IDUKKI	20	20	100.00%
KOLLAM	30	30	100.00%
PALAKKAD	44	44	100.00%
PATHANAMTHITTA	19	19	100.00%
WAYANAD	17	17	100.00%
KOTTAYAM	31	30	96.77%
MALAPPURAM	53	51	96.23%
KASARAGOD	23	22	95.65%
KANNUR	41	39	95.12%
THIRUVANANTHAPURAM	100	96	95.00%
THRISSUR	69	65	94.20%
ALAPPUZHA	31	29	93.55%
KOZHIKODE	56	51	91.07%
ERNAKULAM	69	55	79.71%

Hospital Name

FAMILY HEALTH CENTRE MEENADOM

Institutions where the reception module is either not started or not using

3.2 e-Health Performance Trend



- UHID Visit % is calculated as $(UHID\ Visits / Total\ Visit) * 100$
- Consultation % is calculated as $(Doctor\ Consultation / OP\ Visits) * 100$
- Pharmacy % is calculated as $(Pharmacy\ Prescriptions / Total\ OP\ Visits) * 100$
- Lab % is calculated as $(Lab\ orders\ given\ by\ doctors / Total\ Lab\ Orders) * 100$
- Online % is calculated as $(Online\ appointments\ via\ web\ portal / Total\ OP\ Visits) * 100$

3.3 e-Health Performance Indicators

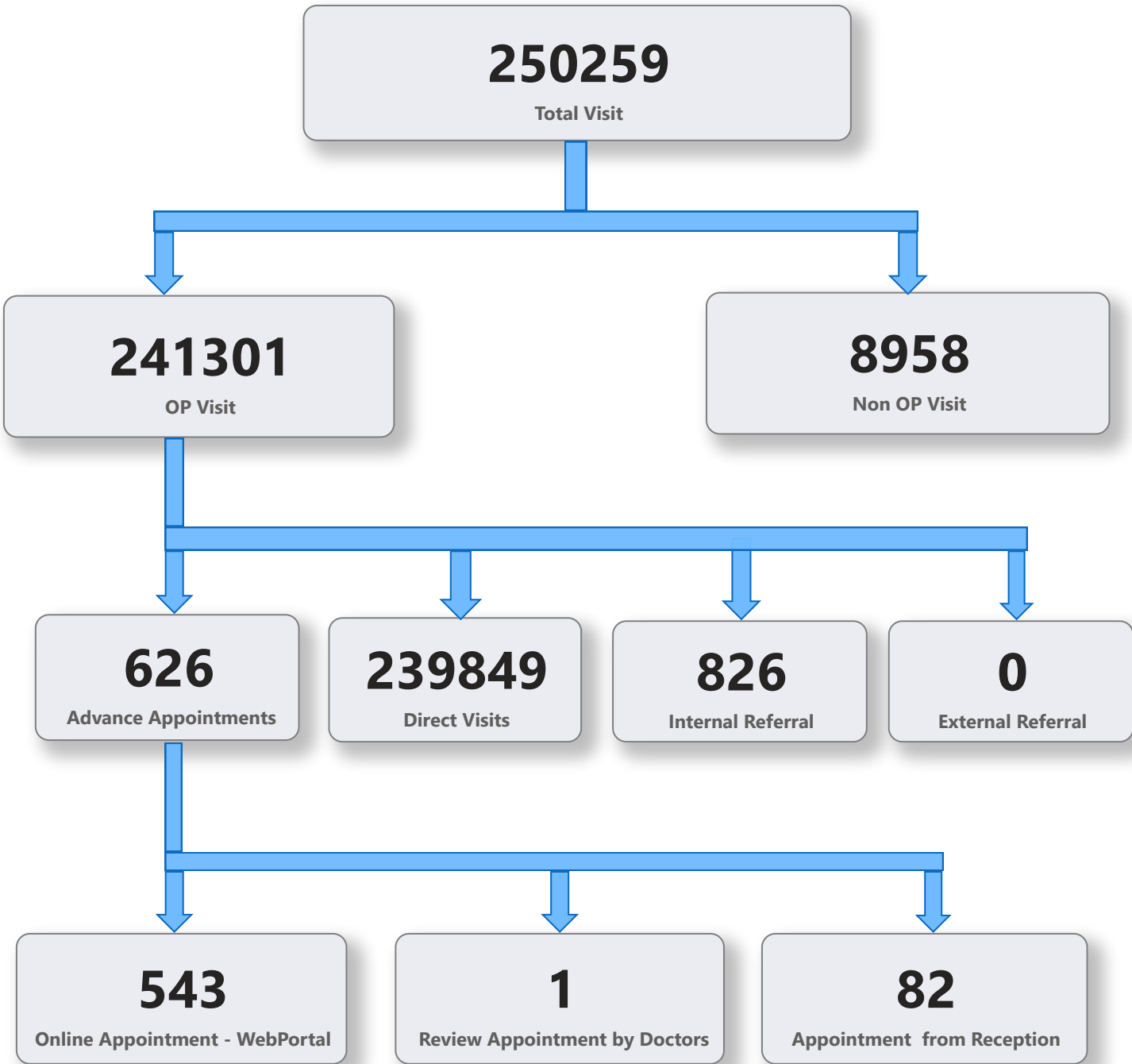
Hospital	UHID Visit %	Consultation %	Pharmacy Prescriptions %	% of Lab Orders given by Doctors
FAMILY HEALTH CENTRE VAZHOOR	90.76%	99.69%	100.00%	95.06%
FAMILY HEALTH CENTRE MOONNILAVU	80.54%	99.76%	100.00%	94.89%
FAMILY HEALTH CENTRE BRAHMAMANGALAM	61.45%	99.74%	100.00%	81.55%
FAMILY HEALTH CENTRE MARAVANTHURUTHU	61.45%	98.26%	88.61%	99.32%
FAMILY HEALTH CENTRE UDAYANAPURAM	55.17%	99.46%	100.00%	94.22%
FAMILY HEALTH CENTRE VELLAVOOR	80.00%	98.28%	100.00%	76.03%
FAMILY HEALTH CENTRE KURUPPANTHARA	57.93%	99.65%	95.85%	86.63%
FAMILY HEALTH CENTRE MANARCAD	41.89%	99.38%	100.00%	99.36%
FAMILY HEALTH CENTRE PAIPPAD	42.26%	98.69%	100.00%	100.00%
FAMILY HEALTH CENTRE PARAMPUZHA	41.29%	96.24%	98.53%	100.00%
FAMILY HEALTH CENTRE MEENACHIL	78.73%	91.01%	75.84%	78.62%
FAMILY HEALTH CENTRE MUTHOLY	45.63%	93.77%	87.17%	100.00%
FAMILY HEALTH CENTRE NATTAKOM	49.88%	93.74%	75.80%	100.00%
FAMILY HEALTH CENTRE PANACHIKKADU	68.30%	98.62%	89.64%	62.13%
FAMILY HEALTH CENTRE VELIYANNOOR	49.18%	98.68%	100.00%	73.02%
FAMILY HEALTH CENTRE KALLARA	56.01%	98.71%	90.65%	56.53%
FAMILY HEALTH CENTRE MADAPPALLY	47.35%	97.51%	71.92%	73.19%
FAMILY HEALTH CENTRE MARANGATTUPALLY	49.10%	97.86%	98.00%	59.23%
COMMUNITY HEALTH CENTRE RAMAPURAM	20.70%	99.29%	58.04%	99.68%
FAMILY HEALTH CENTRE POONJAR	31.42%	94.49%	75.29%	61.75%
FAMILY HEALTH CENTRE VELLOOR	40.38%	82.98%	58.03%	90.00%
FAMILY HEALTH CENTRE KADUTHURUTHY	57.87%	95.67%	88.97%	0.00%
URBAN PRIMARY HEALTH CENTRE PERUNNA	33.69%	99.83%	96.18%	0.00%
FAMILY HEALTH CENTRE THOTTACKAD	26.45%	98.18%	68.23%	34.78%
FAMILY HEALTH CENTRE ERATTUPETTA	21.78%	94.77%	34.50%	36.33%
TALUK HEADQUARTERS HOSPITAL PAMPADY	19.46%	44.83%	36.09%	91.62%
KM MANI MEMORIAL GOVT GENERAL HOSPITAL PALA	21.26%	37.64%	20.74%	95.18%
COMMUNITY HEALTH CENTRE MUNDAKAYAM	4.99%	37.40%	36.05%	100.00%
GENERAL HOSPITAL KOTTAYAM	17.70%	14.19%	8.37%	63.45%
GENERAL HOSPITAL KANJIRAPALLY	20.64%	40.07%	7.08%	11.26%
FAMILY HEALTH CENTRE MEENADOM	0.00%	0.00%	0.00%	0.00%

4. Status of Modules Usage in Hospitals

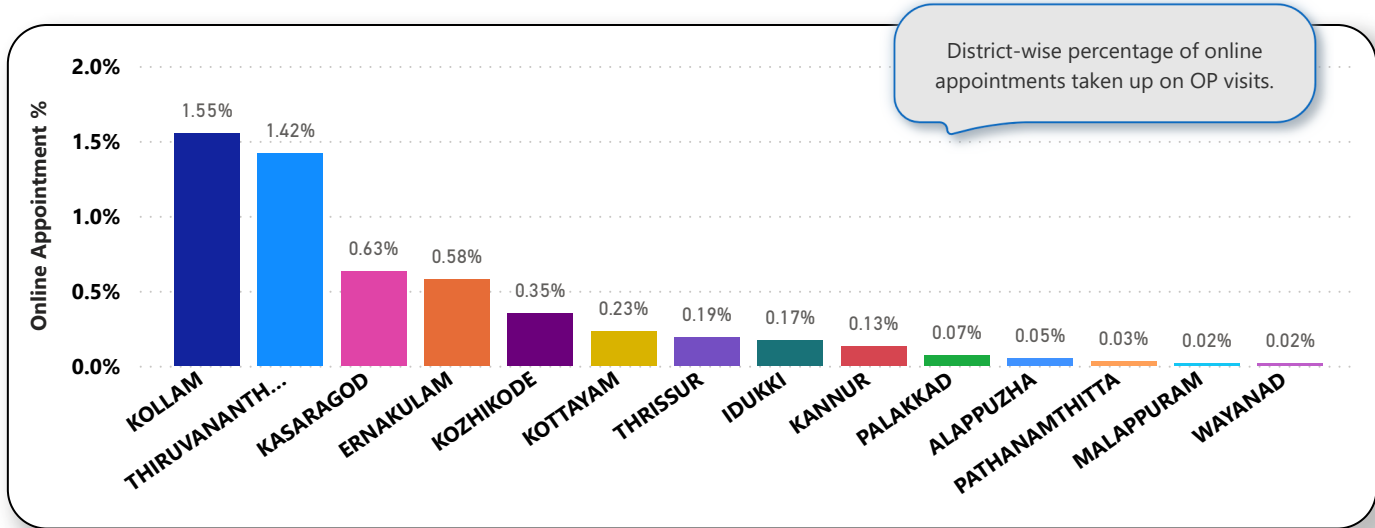
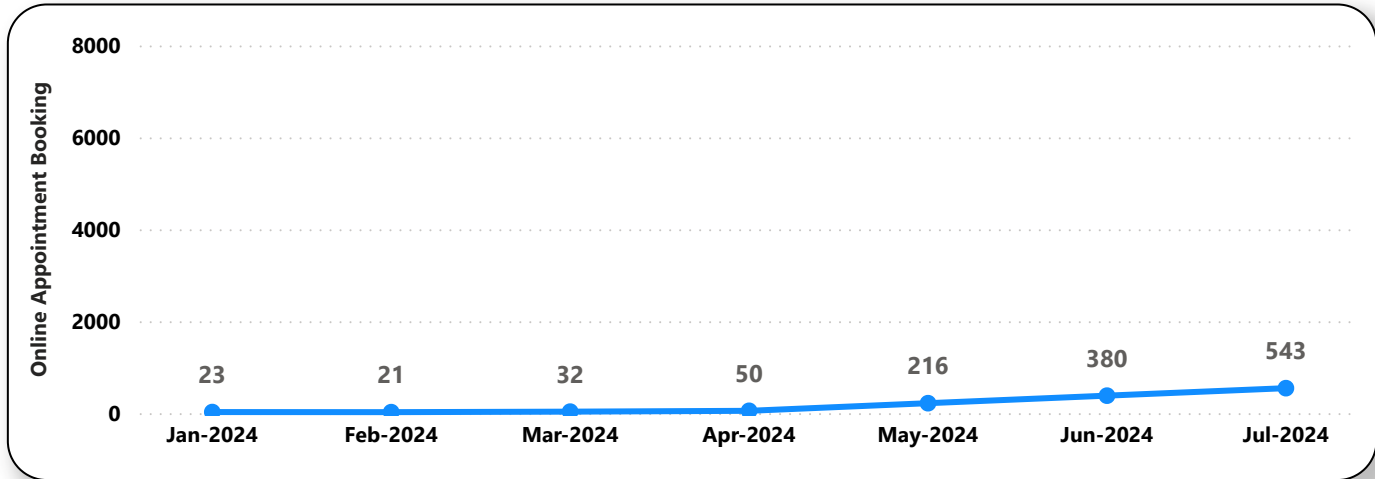
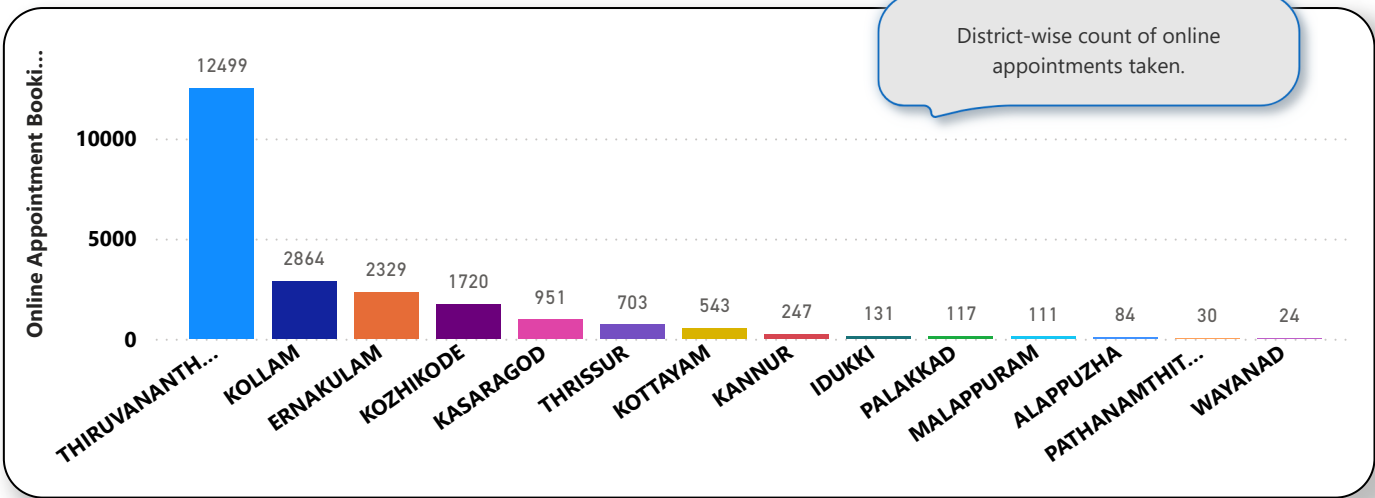
District wise status of live institutions and the count of various modules [Reception, OP Consultation, Lab, Pharmacy] started / functional. This list excludes Medical College Hospitals, CCRC and PH Labs.

District	Live Institutions	Reception	Consultation	Pharmacy	Lab
THIRUVANANTHAPURAM	100	96 (96%)	88 (88%)	74 (74%)	76 (76%)
THRISSUR	69	65 (94%)	63 (91%)	56 (81%)	58 (84%)
ERNAKULAM	68	55 (81%)	40 (59%)	26 (38%)	26 (38%)
KOZHIKODE	56	51 (91%)	41 (73%)	39 (70%)	42 (75%)
MALAPPURAM	53	51 (96%)	49 (92%)	39 (74%)	44 (83%)
PALAKKAD	44	44 (100%)	42 (95%)	38 (86%)	38 (86%)
KANNUR	41	39 (95%)	36 (88%)	32 (78%)	31 (76%)
ALAPPUZHA	31	29 (94%)	29 (94%)	28 (90%)	28 (90%)
KOTTAYAM	31	30 (97%)	30 (97%)	30 (97%)	27 (87%)
KOLLAM	30	30 (100%)	30 (100%)	30 (100%)	28 (93%)
KASARAGOD	23	22 (96%)	20 (87%)	20 (87%)	16 (70%)
IDUKKI	20	20 (100%)	19 (95%)	19 (95%)	18 (90%)
PATHANAMTHITTA	19	19 (100%)	18 (95%)	18 (95%)	17 (89%)
WAYANAD	17	17 (100%)	17 (100%)	17 (100%)	16 (94%)
Total	602	568 (94%)	522 (87%)	466 (77%)	465 (77%)

5. Appointment Booking in Hospitals (except Medical Colleges)



5. 1 Online Appointment Booking in Hospitals (except Medical Colleges)



6. eHealth Performance - Reach

