

1. eHealth Kerala - Vital Statistics

Hospital Type	Live Institutions
Family Health Centre	44
Urban Primary Health Centre	5
Taluk Headquarters Hospital	2
District Hospital	1
Medical College Hospital	1
Public Health Laboratory	1
Specialty Hospital - Women Children	1
Total	55

2. eHealth - District Ranking Matrix Based on Performance of all Institutions (except Medical Colleges)

The ranking matrix showcases the performance of districts in providing eHealth services through all institutions (excluding Medical Colleges) based on six different parameters.

These parameters include:

1.

Number of institutions where the reception module has started.
2.

Percentage of UHID Visits.
3.

Percentage of Doctor Consultations.
4.

Percentage of Pharmacy Prescriptions by doctors.
5.

Percentage of lab orders through doctors.
6.

Number of Live Institutions.

Weightage is assigned to the percentages calculated in intervals of 10. The rank is determined based on the sum of these weightages.

The top-performing districts should aim to maintain their positions, while the average and low-performing districts should strive to reach the 'top four' league.

The ranking matrix for the current month, July 2024, along with the previous two months, is provided in the table below.

District	May	June	July
WAYANAD	1	1	1
IDUKKI	2	2	2
PALAKKAD	2	1	3
KANNUR	5	3	4
MALAPPURAM	4	3	4
THRISSUR	3	3	4
ALAPPUZHA	3	3	5
KOLLAM	4	4	6
KOTTAYAM	5	6	6
PATHANAMTHITTA	6	5	7
KOZHIKODE	7	6	8
THIRUVANANTHAPURAM	8	8	9
KASARAGOD	9	7	10
ERNAKULAM	10	9	11

- Best performing
- Average performing
- Low performing

3. eHealth - Institution Level Ranking (except Medical Colleges)

Hospital	Rank
FAMILY HEALTH CENTRE MOORKKANAD	1
FAMILY HEALTH CENTRE PULIKKAL	1
FAMILY HEALTH CENTRE THIRUNAVAYA	2
FAMILY HEALTH CENTRE CHERUKAVU	3
FAMILY HEALTH CENTRE CHELEMBRA	4
FAMILY HEALTH CENTRE A R NAGAR	5
FAMILY HEALTH CENTRE CHOKKAD	5
FAMILY HEALTH CENTRE KARULAI	5
FAMILY HEALTH CENTRE MORAYUR	5
FAMILY HEALTH CENTRE PONMALA	5
FAMILY HEALTH CENTRE THANALUR	5
FAMILY HEALTH CENTRE ATHANIKKAL	6
FAMILY HEALTH CENTRE MOONNIYUR	6
FAMILY HEALTH CENTRE PARAPPANANGADI	6
FAMILY HEALTH CENTRE NANNAMBRA	7
BLOCK FAMILY HEALTH CENTRE THIRUVALI	8
URBAN PRIMARY HEALTH CENTRE VETTEKODE	8
FAMILY HEALTH CENTRE VALAVANNUR	9
FAMILY HEALTH CENTRE VAZHIKKADAVU	9
FAMILY HEALTH CENTRE KOTTAKKAL	10
FAMILY HEALTH CENTRE PALAPPETTY	10
URBAN PRIMARY HEALTH CENTRE PERINTHALMANNA	10
FAMILY HEALTH CENTRE THAZHEKODE	11
URBAN PRIMARY HEALTH CENTRE MANGALASSERY	11
FAMILY HEALTH CENTRE PANG	12
FAMILY HEALTH CENTRE THRIKKALANGODE	12
FAMILY HEALTH CENTRE VAZHAYOOR	12
FAMILY HEALTH CENTRE ELAMKULAM	13
FAMILY HEALTH CENTRE VAZHAKKAD	13
URBAN PRIMARY HEALTH CENTRE NILAMBUR	13
FAMILY HEALTH CENTRE MARAKKARA	14
FAMILY HEALTH CENTRE PORUR	15
FAMILY HEALTH CENTRE THALAKKAD	15
URBAN PRIMARY HEALTH CENTRE BIYYAM	15
FAMILY HEALTH CENTRE VELIYANCODE	16

Hospital	Rank
FAMILY HEALTH CENTRE KOOTTAYI	28
FAMILY HEALTH CENTRE VATTAMKULAM	28
DISTRICT HOSPITAL TIRUR	27
TALUK HEAD QUARTERS HOSPITAL MALAPPURAM	27
FAMILY HEALTH CENTRE EDAYUR	26
FAMILY HEALTH CENTRE PANDIKKAD	25
WOMEN AND CHILDRENS HOSPITAL PONNANI	25
FAMILY HEALTH CENTRE THUVVUR	24
FAMILY HEALTH CENTRE TRIPPANACHI	24
FAMILY HEALTH CENTRE ALAMKODE	23
FAMILY HEALTH CENTRE POOVATHIKKAL	23
FAMILY HEALTH CENTRE KUZHIMANNA	22
FAMILY HEALTH CENTRE TRIPRANGODE	21
TALUK HEAD QUARTERS HOSPITAL TIRURANGADI	21
FAMILY HEALTH CENTRE KALADI	20
FAMILY HEALTH CENTRE OZHUR	19
FAMILY HEALTH CENTRE CHALIYAR	18
FAMILY HEALTH CENTRE CHEMMALASSERY	17
FAMILY HEALTH CENTRE VELIYANCODE	16
FAMILY HEALTH CENTRE PORUR	15
FAMILY HEALTH CENTRE THALAKKAD	15
URBAN PRIMARY HEALTH CENTRE BIYYAM	15
FAMILY HEALTH CENTRE MARAKKARA	14
FAMILY HEALTH CENTRE ELAMKULAM	13
FAMILY HEALTH CENTRE VAZHAKKAD	13
URBAN PRIMARY HEALTH CENTRE NILAMBUR	13
FAMILY HEALTH CENTRE PANG	12
FAMILY HEALTH CENTRE THRIKKALANGODE	12
FAMILY HEALTH CENTRE VAZHAYOOR	12
FAMILY HEALTH CENTRE THAZHEKODE	11
URBAN PRIMARY HEALTH CENTRE MANGALASSERY	11
FAMILY HEALTH CENTRE KOTTAKKAL	10
FAMILY HEALTH CENTRE PALAPPETTY	10
URBAN PRIMARY HEALTH CENTRE PERINTHALMANNA	10

3.1 eHealth Performance - Reception Module

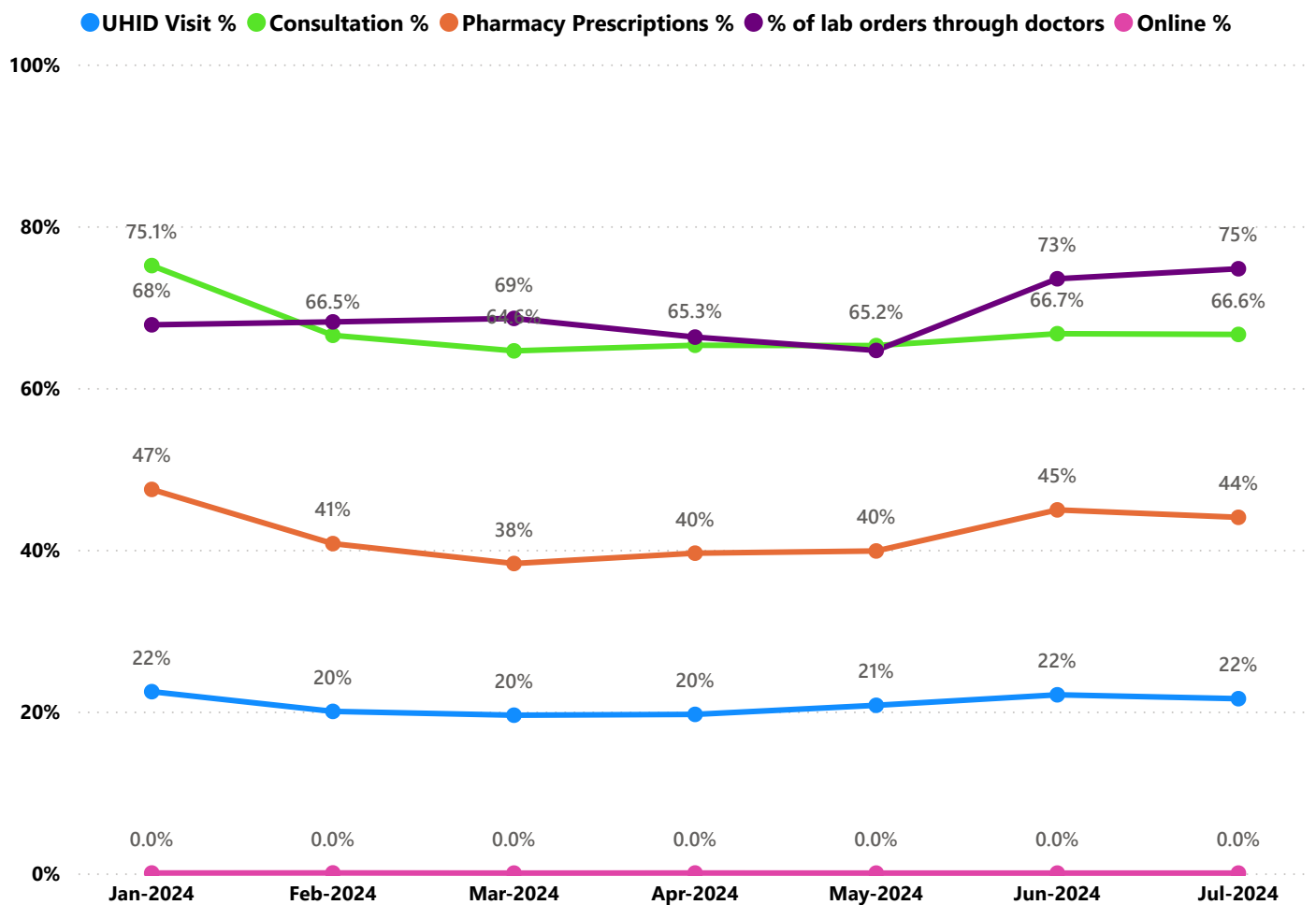
Reception Module is considered to be functional in an institution only if the number of total visits for the month is of minimum 500.

District	Institution Count	Institutions with Reception	% of institutions with Reception
IDUKKI	20	20	100.00%
KOLLAM	30	30	100.00%
PALAKKAD	44	44	100.00%
PATHANAMTHITTA	19	19	100.00%
WAYANAD	17	17	100.00%
KOTTAYAM	31	30	96.77%
MALAPPURAM	53	51	96.23%
KASARAGOD	23	22	95.65%
KANNUR	41	39	95.12%
THIRUVANANTHAPURAM	100	96	95.00%
THRISSUR	69	65	94.20%
ALAPPUZHA	31	29	93.55%
KOZHIKODE	56	51	91.07%
ERNAKULAM	69	55	79.71%

Hospital Name
FAMILY HEALTH CENTRE VATTAMKULAM
FAMILY HEALTH CENTRE KOOTTAYI

Institutions where the reception module is either not started or not using

3.2 e-Health Performance Trend



- UHID Visit % is calculated as $(UHID\ Visits / Total\ Visit) * 100$
- Consultation % is calculated as $(Doctor\ Consultation / OP\ Visits) * 100$
- Pharmacy % is calculated as $(Pharmacy\ Prescriptions / Total\ OP\ Visits) * 100$
- Lab % is calculated as $(Lab\ orders\ given\ by\ doctors / Total\ Lab\ Orders) * 100$
- Online % is calculated as $(Online\ appointments\ via\ web\ portal / Total\ OP\ Visits) * 100$

3.3 e-Health Performance Indicators

Hospital	UHID Visit %	Consultation %	Pharmacy Prescriptions %	% of Lab Orders given by Doctors
FAMILY HEALTH CENTRE MOORKKANAD	74.13%	98.96%	93.24%	100.00%
FAMILY HEALTH CENTRE PULIKKAL	73.44%	98.76%	93.54%	100.00%
FAMILY HEALTH CENTRE THIRUNAVAYA	67.58%	99.94%	97.44%	96.82%
FAMILY HEALTH CENTRE CHERUKAVU	63.84%	99.64%	80.99%	98.60%
FAMILY HEALTH CENTRE CHELEMBRA	67.77%	99.16%	72.63%	98.89%
FAMILY HEALTH CENTRE A R NAGAR	41.86%	99.69%	89.84%	93.80%
FAMILY HEALTH CENTRE CHOKKAD	61.13%	98.75%	94.93%	65.38%
FAMILY HEALTH CENTRE KARULAI	32.37%	98.54%	93.77%	99.64%
FAMILY HEALTH CENTRE MORAYUR	54.75%	99.15%	91.26%	76.41%
FAMILY HEALTH CENTRE PONMALA	58.19%	97.42%	86.48%	89.19%
FAMILY HEALTH CENTRE THANALUR	42.48%	97.41%	86.01%	93.29%
FAMILY HEALTH CENTRE ATHANIKKAL	66.36%	78.47%	73.96%	97.74%
FAMILY HEALTH CENTRE MOONNIYUR	43.13%	86.98%	83.72%	100.00%
FAMILY HEALTH CENTRE PARAPPANANGADI	29.40%	99.32%	93.96%	98.26%
FAMILY HEALTH CENTRE NANNAMBRA	24.50%	97.93%	82.81%	98.43%
BLOCK FAMILY HEALTH CENTRE THIRUVALI	26.29%	97.77%	82.81%	80.12%
URBAN PRIMARY HEALTH CENTRE VETTEKODE	16.33%	97.72%	93.54%	89.29%
FAMILY HEALTH CENTRE VALAVANNUR	6.03%	92.09%	81.84%	99.14%
FAMILY HEALTH CENTRE VAZHICKADAVU	19.03%	98.84%	92.09%	70.24%
FAMILY HEALTH CENTRE KOTTAKKAL	22.95%	90.42%	56.50%	100.00%
FAMILY HEALTH CENTRE PALAPPETTY	0.32%	90.91%	74.22%	100.00%
URBAN PRIMARY HEALTH CENTRE PERINTHALMANNA	14.33%	96.06%	68.65%	93.11%
FAMILY HEALTH CENTRE THAZHEKODE	19.35%	94.90%	85.28%	64.92%
URBAN PRIMARY HEALTH CENTRE MANGALASSERY	0.46%	93.86%	73.06%	90.00%
FAMILY HEALTH CENTRE PANG	20.45%	85.64%	77.86%	63.70%
FAMILY HEALTH CENTRE THRIKKALANGODE	12.39%	95.28%	69.74%	78.04%
FAMILY HEALTH CENTRE VAZHAYOOR	0.62%	96.45%	52.18%	100.00%
FAMILY HEALTH CENTRE ELAMKULAM	72.63%	76.46%	48.80%	49.19%
FAMILY HEALTH CENTRE VAZHAKKAD	5.29%	88.12%	79.27%	70.83%
URBAN PRIMARY HEALTH CENTRE NILAMBUR	16.75%	90.85%	38.56%	100.00%
FAMILY HEALTH CENTRE MARAKKARA	11.07%	99.21%	66.23%	46.58%
FAMILY HEALTH CENTRE PORUR	68.07%	60.91%	54.26%	24.35%
FAMILY HEALTH CENTRE THALAKKAD	2.88%	94.62%	69.82%	46.12%
URBAN PRIMARY HEALTH CENTRE BIYYAM	2.25%	90.62%	87.40%	21.72%
FAMILY HEALTH CENTRE VELIYANCODE	0.00%	80.86%	10.64%	100.00%
FAMILY HEALTH CENTRE CHEMMALASSERY	71.44%	92.04%	13.87%	0.00%
FAMILY HEALTH CENTRE CHALIYAR	48.11%	29.34%	25.32%	78.95%
FAMILY HEALTH CENTRE OZHUR	2.73%	72.66%	27.35%	55.10%
FAMILY HEALTH CENTRE KALADI	33.64%	86.75%	22.90%	4.46%

3.3 e-Health Performance Indicators

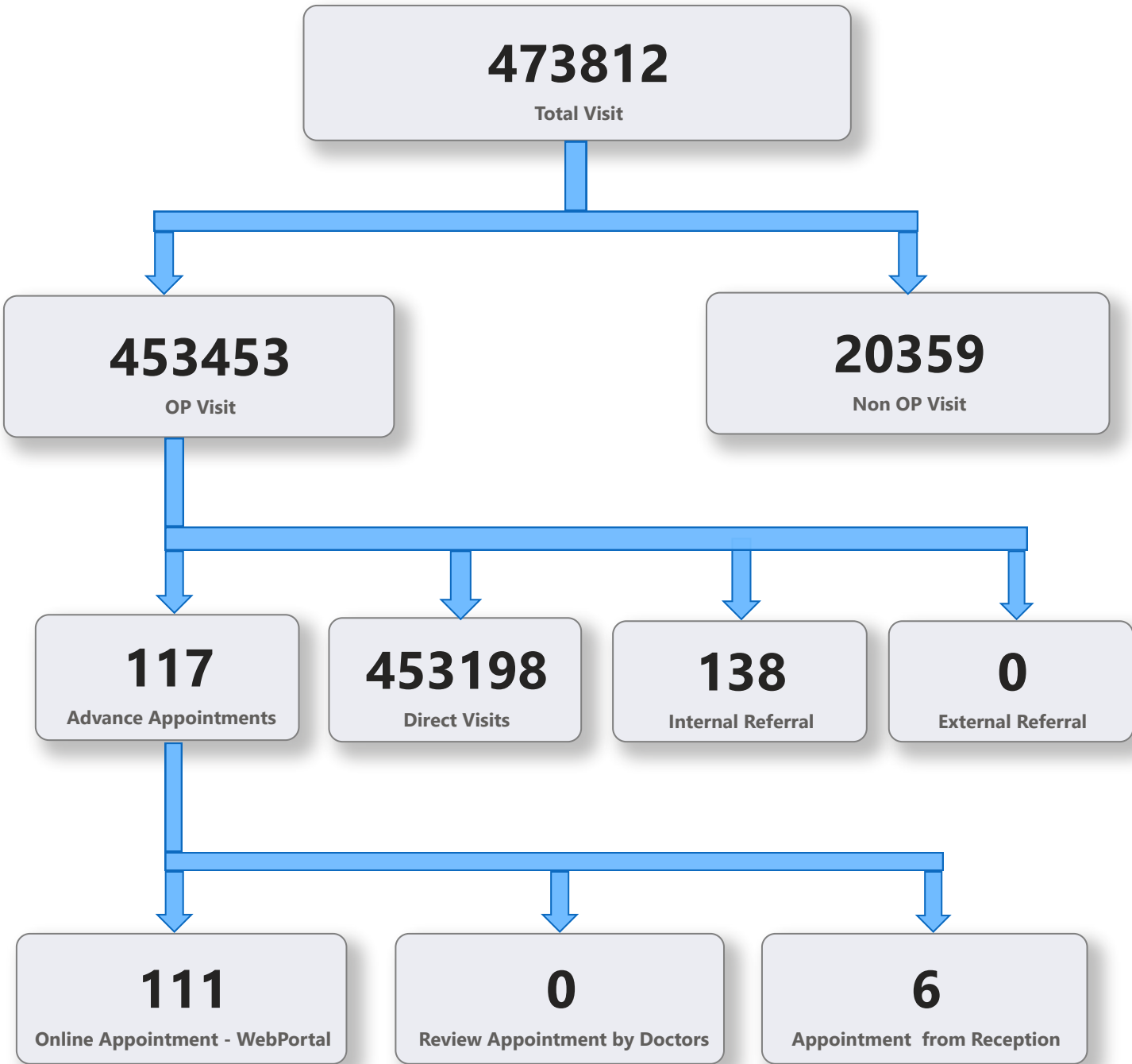
Hospital	UHID Visit %	Consultation %	Pharmacy Prescriptions %	% of Lab Orders given by Doctors
FAMILY HEALTH CENTRE VATTAMKULAM	0.00%	0.00%	0.00%	0.00%
FAMILY HEALTH CENTRE KOOTTAYI	0.00%	0.00%	0.00%	0.00%
TALUK HEAD QUARTERS HOSPITAL MALAPPURAM	0.00%	5.55%	0.00%	0.00%
DISTRICT HOSPITAL TIRUR	0.24%	0.00%	0.00%	0.00%
FAMILY HEALTH CENTRE EDAYUR	18.95%	0.51%	0.05%	0.00%
WOMEN AND CHILDRENS HOSPITAL PONNANI	0.10%	50.98%	0.43%	0.00%
FAMILY HEALTH CENTRE PANDIKKAD	2.57%	53.16%	0.84%	0.34%
FAMILY HEALTH CENTRE TRIPPANACHI	0.22%	66.69%	0.00%	0.30%
FAMILY HEALTH CENTRE THUVVUR	16.61%	55.81%	2.12%	0.28%
FAMILY HEALTH CENTRE POOVATHIKKAL	7.62%	88.46%	4.60%	0.00%
FAMILY HEALTH CENTRE ALAMKODE	20.21%	56.62%	0.00%	12.71%
FAMILY HEALTH CENTRE KUZHIMANNA	9.45%	95.87%	0.00%	0.12%
TALUK HEAD QUARTERS HOSPITAL TIRURANGADI	0.60%	28.85%	19.40%	100.00%
FAMILY HEALTH CENTRE TRIPRANGODE	22.41%	89.88%	5.84%	29.59%
FAMILY HEALTH CENTRE KALADI	33.64%	86.75%	22.90%	4.46%
FAMILY HEALTH CENTRE OZHUR	2.73%	72.66%	27.35%	55.10%
FAMILY HEALTH CENTRE CHALIYAR	48.11%	29.34%	25.32%	78.95%
FAMILY HEALTH CENTRE CHEMMALASSERY	71.44%	92.04%	13.87%	0.00%
FAMILY HEALTH CENTRE VELIYANCODE	0.00%	80.86%	10.64%	100.00%
URBAN PRIMARY HEALTH CENTRE BIYYAM	2.25%	90.62%	87.40%	21.72%
FAMILY HEALTH CENTRE THALAKKAD	2.88%	94.62%	69.82%	46.12%
FAMILY HEALTH CENTRE PORUR	68.07%	60.91%	54.26%	24.35%
FAMILY HEALTH CENTRE MARAKKARA	11.07%	99.21%	66.23%	46.58%
URBAN PRIMARY HEALTH CENTRE NILAMBUR	16.75%	90.85%	38.56%	100.00%
FAMILY HEALTH CENTRE VAZHAKKAD	5.29%	88.12%	79.27%	70.83%
FAMILY HEALTH CENTRE ELAMKULAM	72.63%	76.46%	48.80%	49.19%
FAMILY HEALTH CENTRE VAZHAYOOR	0.62%	96.45%	52.18%	100.00%
FAMILY HEALTH CENTRE THRIKKALANGODE	12.39%	95.28%	69.74%	78.04%
FAMILY HEALTH CENTRE PANG	20.45%	85.64%	77.86%	63.70%
URBAN PRIMARY HEALTH CENTRE MANGALASSERY	0.46%	93.86%	73.06%	90.00%
FAMILY HEALTH CENTRE THAZHEKODE	19.35%	94.90%	85.28%	64.92%
URBAN PRIMARY HEALTH CENTRE PERINTHALMANNA	14.33%	96.06%	68.65%	93.11%
FAMILY HEALTH CENTRE PALAPPETTY	0.32%	90.91%	74.22%	100.00%
FAMILY HEALTH CENTRE KOTTAKKAL	22.95%	90.42%	56.50%	100.00%
FAMILY HEALTH CENTRE VAZHIKKADAVU	19.03%	98.84%	92.09%	70.24%
FAMILY HEALTH CENTRE VALAVANNUR	6.03%	92.09%	81.84%	99.14%
URBAN PRIMARY HEALTH CENTRE VETTEKODE	16.33%	97.72%	93.54%	89.29%
BLOCK FAMILY HEALTH CENTRE THIRUVALI	26.29%	97.77%	82.81%	80.12%

4. Status of Modules Usage in Hospitals

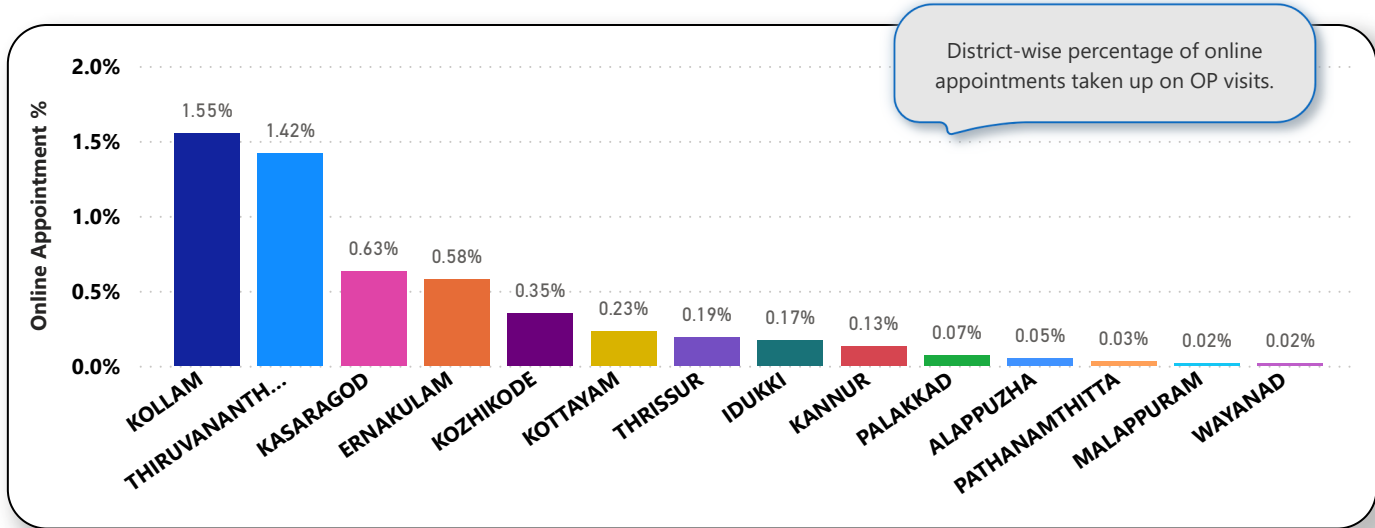
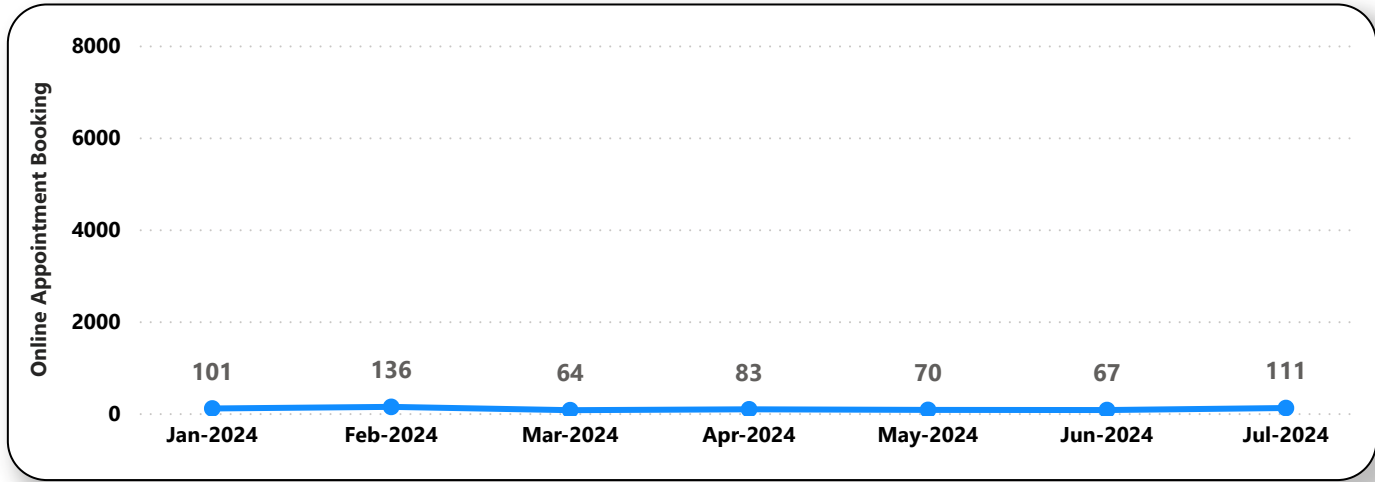
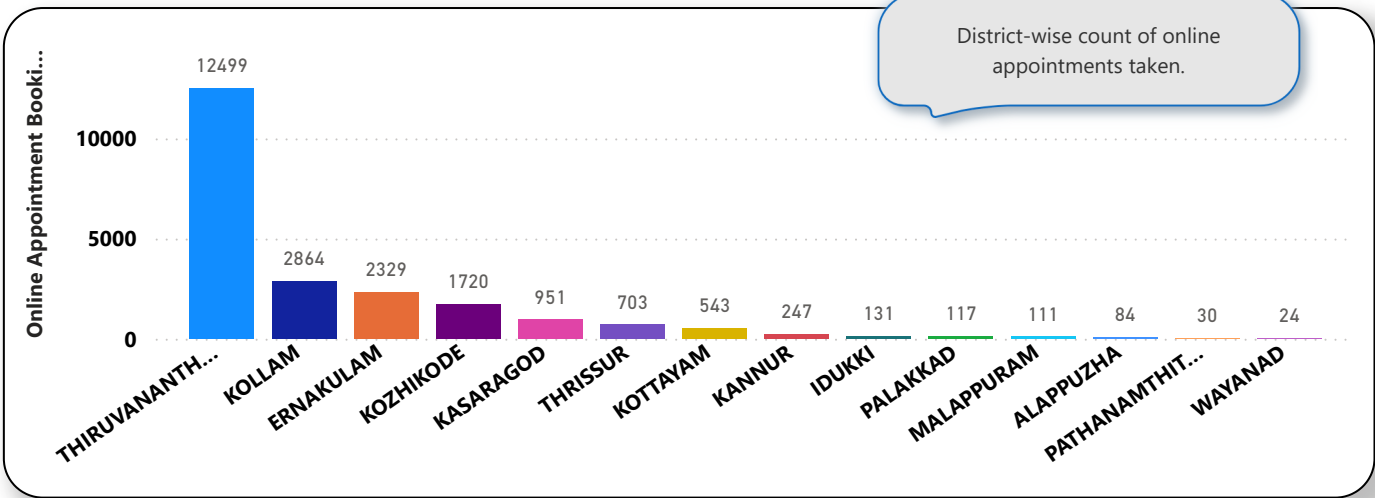
District wise status of live institutions and the count of various modules [Reception, OP Consultation, Lab, Pharmacy] started / functional. This list excludes Medical College Hospitals, CCRC and PH Labs.

District	Live Institutions	Reception	Consultation	Pharmacy	Lab
THIRUVANANTHAPURAM	100	96 (96%)	88 (88%)	74 (74%)	76 (76%)
THRISSUR	69	65 (94%)	63 (91%)	56 (81%)	58 (84%)
ERNAKULAM	68	55 (81%)	40 (59%)	26 (38%)	26 (38%)
KOZHIKODE	56	51 (91%)	41 (73%)	39 (70%)	42 (75%)
MALAPPURAM	53	51 (96%)	49 (92%)	39 (74%)	44 (83%)
PALAKKAD	44	44 (100%)	42 (95%)	38 (86%)	38 (86%)
KANNUR	41	39 (95%)	36 (88%)	32 (78%)	31 (76%)
ALAPPUZHA	31	29 (94%)	29 (94%)	28 (90%)	28 (90%)
KOTTAYAM	31	30 (97%)	30 (97%)	30 (97%)	27 (87%)
KOLLAM	30	30 (100%)	30 (100%)	30 (100%)	28 (93%)
KASARAGOD	23	22 (96%)	20 (87%)	20 (87%)	16 (70%)
IDUKKI	20	20 (100%)	19 (95%)	19 (95%)	18 (90%)
PATHANAMTHITTA	19	19 (100%)	18 (95%)	18 (95%)	17 (89%)
WAYANAD	17	17 (100%)	17 (100%)	17 (100%)	16 (94%)
Total	602	568 (94%)	522 (87%)	466 (77%)	465 (77%)

5. Appointment Booking in Hospitals (except Medical Colleges)



5. 1 Online Appointment Booking in Hospitals (except Medical Colleges)



6. eHealth Performance - Reach

