

1. eHealth Kerala - Vital Statistics

Hospital Type	Live Institutions
Family Health Centre	40
Urban Primary Health Centre	2
Community Health Centre	1
Medical College Hospital	1
Taluk Headquarters Hospital	1
Total	45

2. eHealth - District Ranking Matrix Based on Performance of all Institutions (except Medical Colleges)

The ranking matrix showcases the performance of districts in providing eHealth services through all institutions (excluding Medical Colleges) based on six different parameters.

These parameters include:

1.

Number of institutions where the reception module has started.
2.

Percentage of UHID Visits.
3.

Percentage of Doctor Consultations.
4.

Percentage of Pharmacy Prescriptions by doctors.
5.

Percentage of lab orders through doctors.
6.

Number of Live Institutions.

Weightage is assigned to the percentages calculated in intervals of 10. The rank is determined based on the sum of these weightages.

The top-performing districts should aim to maintain their positions, while the average and low-performing districts should strive to reach the 'top four' league.

The ranking matrix for the current month, July 2024, along with the previous two months, is provided in the table below.

District	May	June	July
WAYANAD	1	1	1
IDUKKI	2	2	2
PALAKKAD	2	1	3
KANNUR	5	3	4
MALAPPURAM	4	3	4
THRISSUR	3	3	4
ALAPPUZHA	3	3	5
KOLLAM	4	4	6
KOTTAYAM	5	6	6
PATHANAMTHITTA	6	5	7
KOZHIKODE	7	6	8
THIRUVANANTHAPURAM	8	8	9
KASARAGOD	9	7	10
ERNAKULAM	10	9	11

- Best performing
- Average performing
- Low performing

3. eHealth - Institution Level Ranking (except Medical Colleges)

Hospital	Rank
Family Health Centre Kavassery	1
family Health Centre Kuthanur	2
FAMILY HEALTH CENTRE MANNUR	2
Family Health Centre Ozhalapathy	2
Family Health Centre Vaniyamkulam	2
Family Health Centre Keralassery	3
Family Health Centre Pallippuram	3
Family Health Centre Puduppariyaram	3
Family Health Centre Kizhakkencherry	4
Family Health Centre Kumaranellur	4
Family Health Centre Kunissery	4
FAMILY HEALTH CENTRE MANKARA	4
FAMILY HEALTH CENTRE NELLAYA	4
Family Health Centre Peruvemba	4
FAMILY HEALTH CENTRE VANDAZHY	4
FAMILY HEALTH CENTRE VANNAMADA	5
Urban Primary Health Centre Diara Street	5
Urban Primary Health Centre Kulappully	5
Family Health Centre Adakkaputhur	6
Family Health Centre Anakkatty	6
Family Health Centre Kanjirapuzha	6
Family Health Centre Kumbidi	6
Family Health Centre Mathur	6
Family Health Centre Chalavara	7
Family Health Centre Kappoor	7
Family Health Centre Parali	7
Family Health Centre Pookkottukavu	7
Family Health Centre Sreekrishnapuram	7
Family Health Centre Karakurissi	8
Family Health Centre Pudur	8
Community Health Centre Nanniode	9
Family Health Centre Kalladikode	9

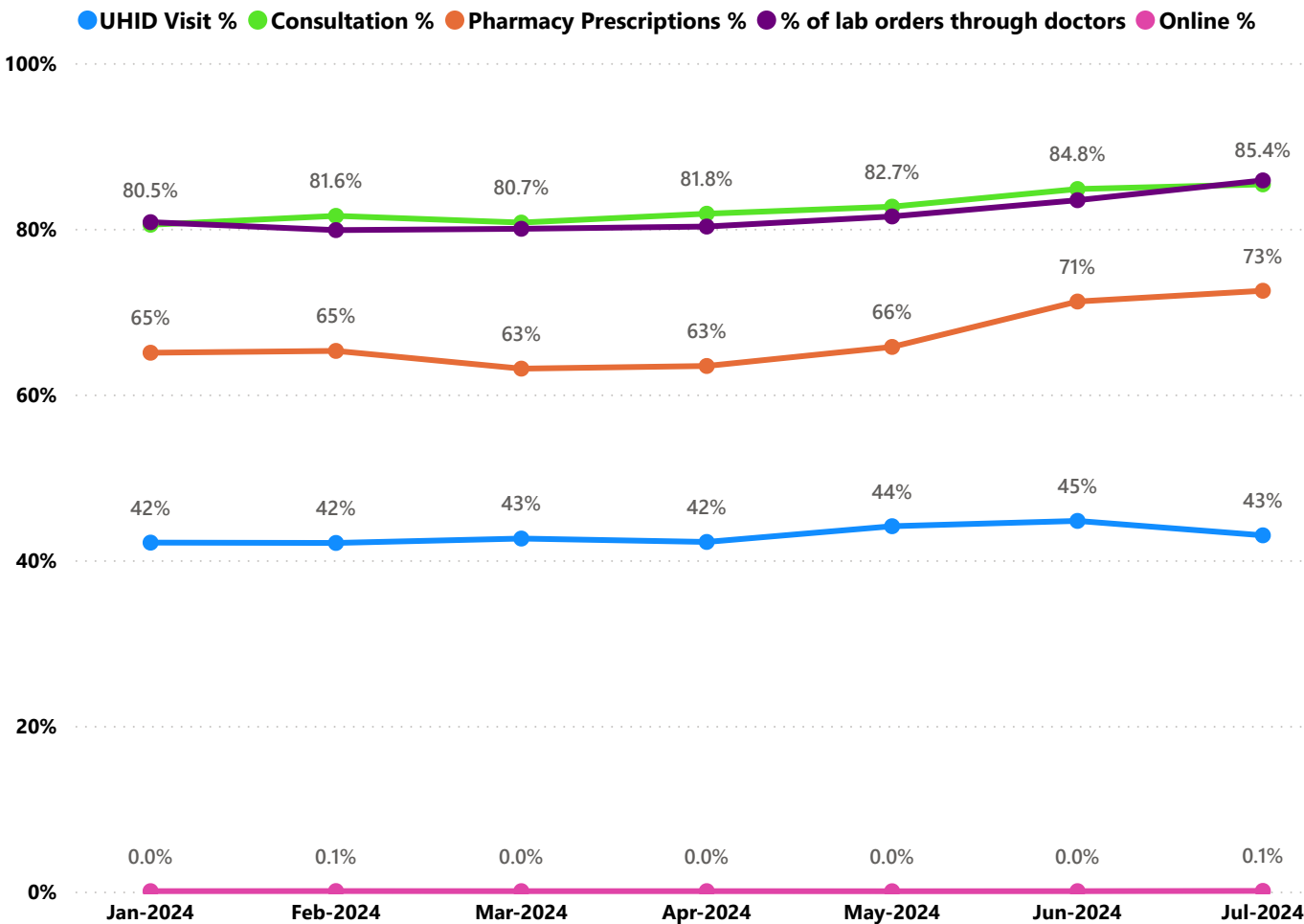
Hospital	Rank
ATTAPPADY TRIBAL TALUK SPECIALITY HOSPITAL	19
FAMILY HEALTH CENTRE MUTHALAMADA	18
Family Health Centre Vadavannur	17
Family Health Centre Vellinezhi	16
Family Health Centre Pallassana	15
FAMILY HEALTH CENTRE AYALUR	14
Family Health Centre Elambulassery	13
Family Health Centre Puthucode	12
Family Health Centre Pattithara	11
Family Health Centre Kollengode	10
Family Health Centre Kottopadam	10
Family Health Centre Peringottukurissi	10
Community Health Centre Nanniode	9
Family Health Centre Kalladikode	9
Family Health Centre Karakurissi	8
Family Health Centre Pudur	8
Family Health Centre Chalavara	7
Family Health Centre Kappoor	7
Family Health Centre Parali	7
Family Health Centre Pookkottukavu	7
Family Health Centre Sreekrishnapuram	7
Family Health Centre Adakkaputhur	6
Family Health Centre Anakkatty	6
Family Health Centre Kanjirapuzha	6
Family Health Centre Kumbidi	6
Family Health Centre Mathur	6
FAMILY HEALTH CENTRE VANNAMADA	5
Urban Primary Health Centre Diara Street	5
Urban Primary Health Centre Kulappully	5
Family Health Centre Kizhakkencherry	4
Family Health Centre Kumaranellur	4

3.1 eHealth Performance - Reception Module

Reception Module is considered to be functional in an institution only if the number of total visits for the month is of minimum 500.

District	Institution Count	Institutions with Reception	% of institutions with Reception
IDUKKI	20	20	100.00%
KOLLAM	30	30	100.00%
PALAKKAD	44	44	100.00%
PATHANAMTHITTA	19	19	100.00%
WAYANAD	17	17	100.00%
KOTTAYAM	31	30	96.77%
MALAPPURAM	53	51	96.23%
KASARAGOD	23	22	95.65%
KANNUR	41	39	95.12%
THIRUVANANTHAPURAM	100	96	95.00%
THRISSUR	69	65	94.20%
ALAPPUZHA	31	29	93.55%
KOZHIKODE	56	51	91.07%
ERNAKULAM	69	55	79.71%

3.2 e-Health Performance Trend



- UHID Visit % is calculated as $(UHID\ Visits / Total\ Visit) \times 100$
- Consultation % is calculated as $(Doctor\ Consultation / OP\ Visits) \times 100$
- Pharmacy % is calculated as $(Pharmacy\ Prescriptions / Total\ OP\ Visits) \times 100$
- Lab % is calculated as $(Lab\ orders\ given\ by\ doctors / Total\ Lab\ Orders) \times 100$
- Online % is calculated as $(Online\ appointments\ via\ web\ portal / Total\ OP\ Visits) \times 100$

3.3 e-Health Performance Indicators

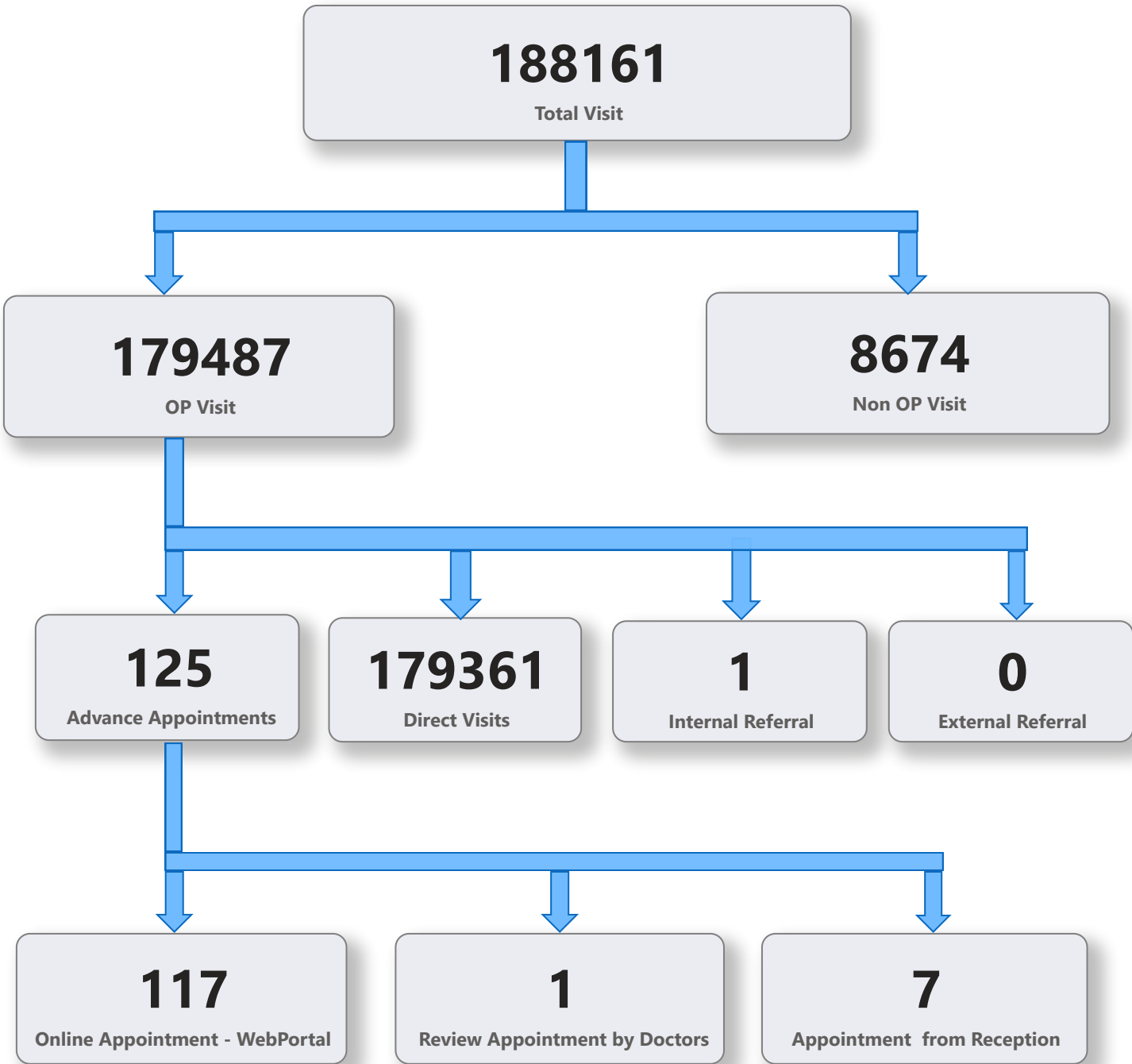
Hospital	UHID Visit %	Consultation %	Pharmacy Prescriptions %	% of Lab Orders given by Doctors
Family Health Centre Kavassery	87.25%	99.86%	92.53%	91.98%
family Health Centre Kuthanur	72.13%	98.04%	88.49%	92.57%
FAMILY HEALTH CENTRE MANNUR	81.63%	96.82%	88.56%	88.37%
Family Health Centre Ozhalapathy	69.49%	99.57%	90.72%	94.90%
Family Health Centre Vaniyamkulam	62.71%	99.81%	90.18%	99.82%
Family Health Centre Keralassery	82.14%	99.71%	71.97%	84.35%
Family Health Centre Pallippuram	71.05%	97.11%	93.30%	80.00%
Family Health Centre Pudukkottai	61.36%	93.46%	87.37%	93.22%
Family Health Centre Kizhakkencherry	77.66%	99.40%	92.14%	61.92%
Family Health Centre Kumaranellur	50.62%	94.86%	90.63%	85.34%
Family Health Centre Kunissery	56.91%	96.10%	82.07%	95.89%
FAMILY HEALTH CENTRE MANKARA	59.12%	96.03%	91.67%	81.56%
FAMILY HEALTH CENTRE NELLAYA	45.36%	98.61%	90.95%	92.47%
Family Health Centre Peruvemba	51.79%	99.09%	88.27%	98.77%
FAMILY HEALTH CENTRE VANDAZHY	57.95%	97.55%	90.42%	89.31%
FAMILY HEALTH CENTRE VANNAMADA	46.33%	98.82%	88.12%	94.07%
Urban Primary Health Centre Diara Street	56.58%	92.18%	86.63%	84.75%
Urban Primary Health Centre Kulappully	57.77%	99.31%	90.09%	72.80%
Family Health Centre Adakkaputhur	25.98%	99.75%	91.07%	98.36%
Family Health Centre Anakkatty	61.89%	81.05%	64.44%	99.26%
Family Health Centre Kanjirapuzha	47.18%	86.70%	82.60%	95.33%
Family Health Centre Kumbidi	46.81%	99.51%	90.86%	71.65%
Family Health Centre Mathur	49.30%	99.85%	79.39%	100.00%
Family Health Centre Chalavara	25.49%	90.48%	81.99%	100.00%
Family Health Centre Kappoor	26.54%	94.66%	88.24%	91.34%
Family Health Centre Parali	46.47%	84.69%	79.26%	93.54%
Family Health Centre Pookkottukavu	27.66%	99.34%	92.04%	82.33%
Family Health Centre Sreekrishnapuram	26.14%	99.95%	88.33%	94.11%
Family Health Centre Karakurissi	5.13%	96.49%	91.97%	100.00%
Family Health Centre Pudur	21.03%	98.29%	85.99%	84.09%
Community Health Centre Nanniode	48.81%	81.36%	74.95%	72.60%
Family Health Centre Kalladikode	5.26%	97.17%	87.23%	99.41%
Family Health Centre Kollengode	15.83%	92.26%	89.07%	71.12%
Family Health Centre Kottopadam	1.58%	86.61%	84.00%	100.00%
Family Health Centre Peringottukurissi	47.83%	89.70%	49.81%	90.11%
Family Health Centre Pattithara	18.76%	97.41%	89.37%	66.30%
Family Health Centre Puthucode	53.48%	76.63%	67.93%	58.47%
Family Health Centre Elambulassery	11.98%	85.76%	75.61%	36.50%
FAMILY HEALTH CENTRE AYALUR	60.63%	95.07%	0.00%	37.50%
Family Health Centre Pallassana	8.59%	89.93%	0.00%	100.00%
Family Health Centre Vellinezhi	38.37%	89.46%	0.00%	37.04%
Family Health Centre Vadavannur	36.22%	85.49%	0.04%	25.97%
FAMILY HEALTH CENTRE MUTHALAMADA	16.30%	0.00%	0.00%	0.00%
ATTAPPADY TRIBAL TALUK SPECIALITY HOSPITAL	7.93%	0.00%	0.00%	0.00%

4. Status of Modules Usage in Hospitals

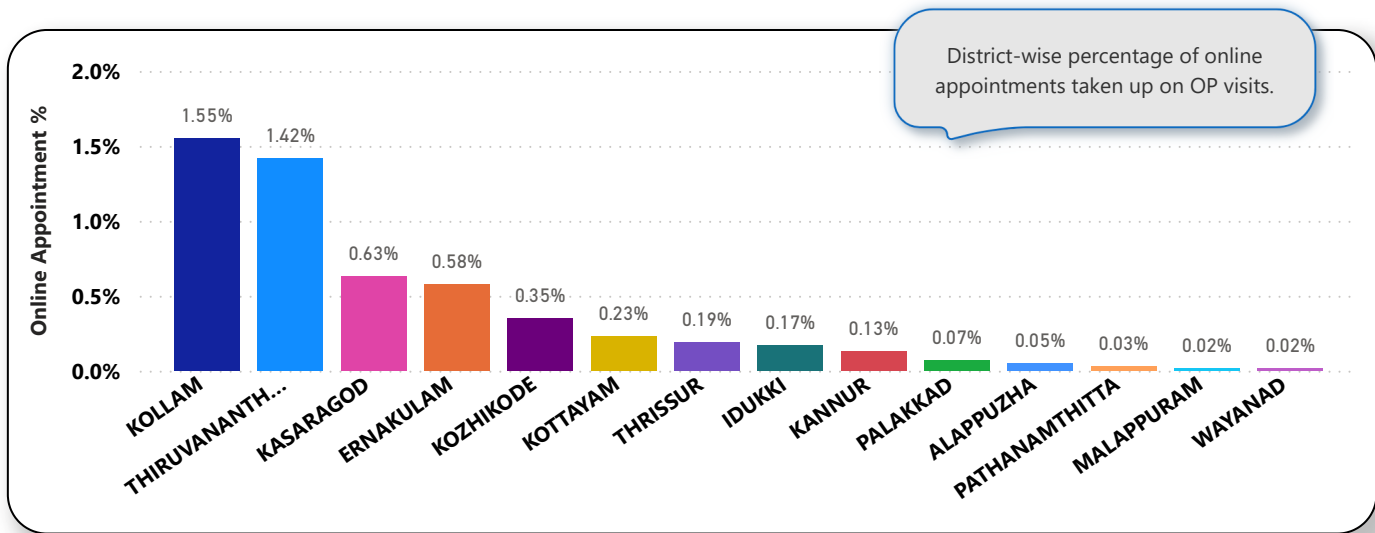
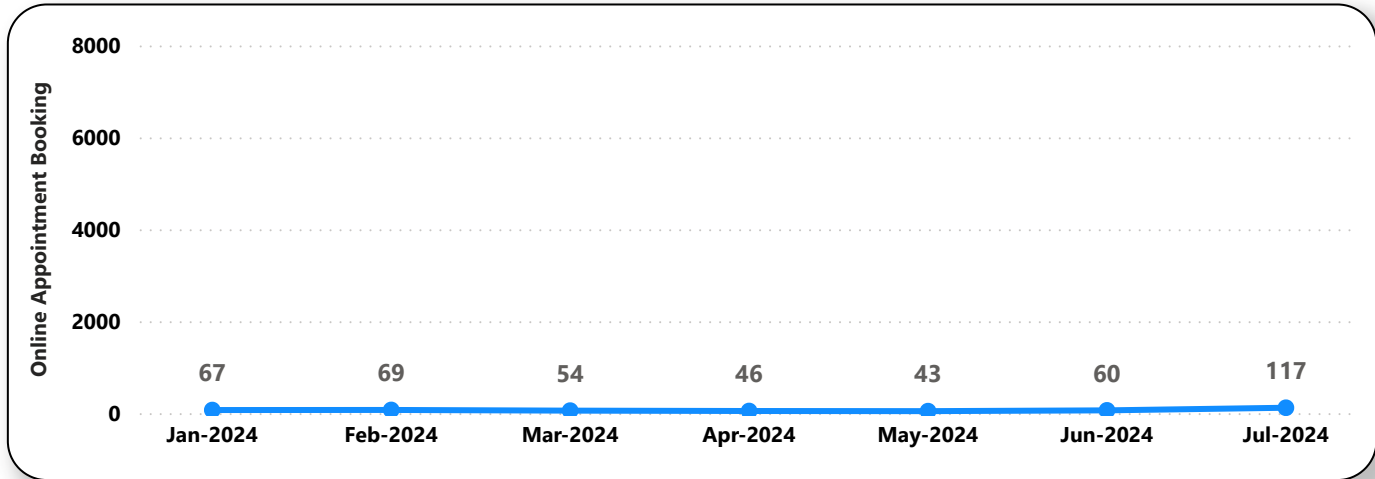
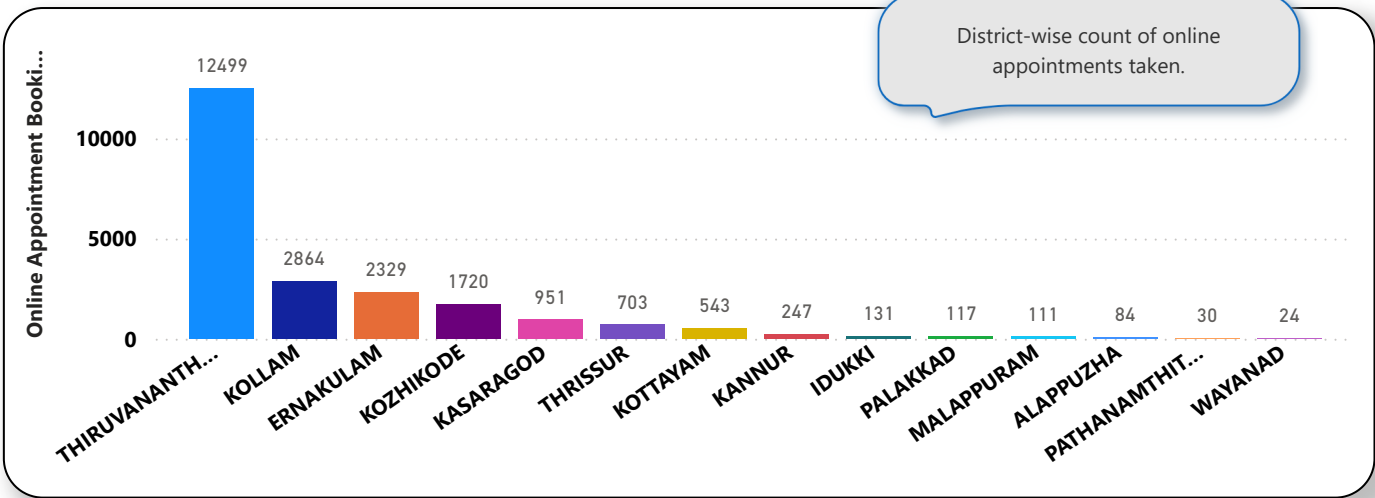
District wise status of live institutions and the count of various modules [Reception, OP Consultation, Lab, Pharmacy] started / functional. This list excludes Medical College Hospitals, CCRC and PH Labs.

District	Live Institutions	Reception	Consultation	Pharmacy	Lab
THIRUVANANTHAPURAM	100	96 (96%)	88 (88%)	74 (74%)	76 (76%)
THRISSUR	69	65 (94%)	63 (91%)	56 (81%)	58 (84%)
ERNAKULAM	68	55 (81%)	40 (59%)	26 (38%)	26 (38%)
KOZHIKODE	56	51 (91%)	41 (73%)	39 (70%)	42 (75%)
MALAPPURAM	53	51 (96%)	49 (92%)	39 (74%)	44 (83%)
PALAKKAD	44	44 (100%)	42 (95%)	38 (86%)	38 (86%)
KANNUR	41	39 (95%)	36 (88%)	32 (78%)	31 (76%)
ALAPPUZHA	31	29 (94%)	29 (94%)	28 (90%)	28 (90%)
KOTTAYAM	31	30 (97%)	30 (97%)	30 (97%)	27 (87%)
KOLLAM	30	30 (100%)	30 (100%)	30 (100%)	28 (93%)
KASARAGOD	23	22 (96%)	20 (87%)	20 (87%)	16 (70%)
IDUKKI	20	20 (100%)	19 (95%)	19 (95%)	18 (90%)
PATHANAMTHITTA	19	19 (100%)	18 (95%)	18 (95%)	17 (89%)
WAYANAD	17	17 (100%)	17 (100%)	17 (100%)	16 (94%)
Total	602	568 (94%)	522 (87%)	466 (77%)	465 (77%)

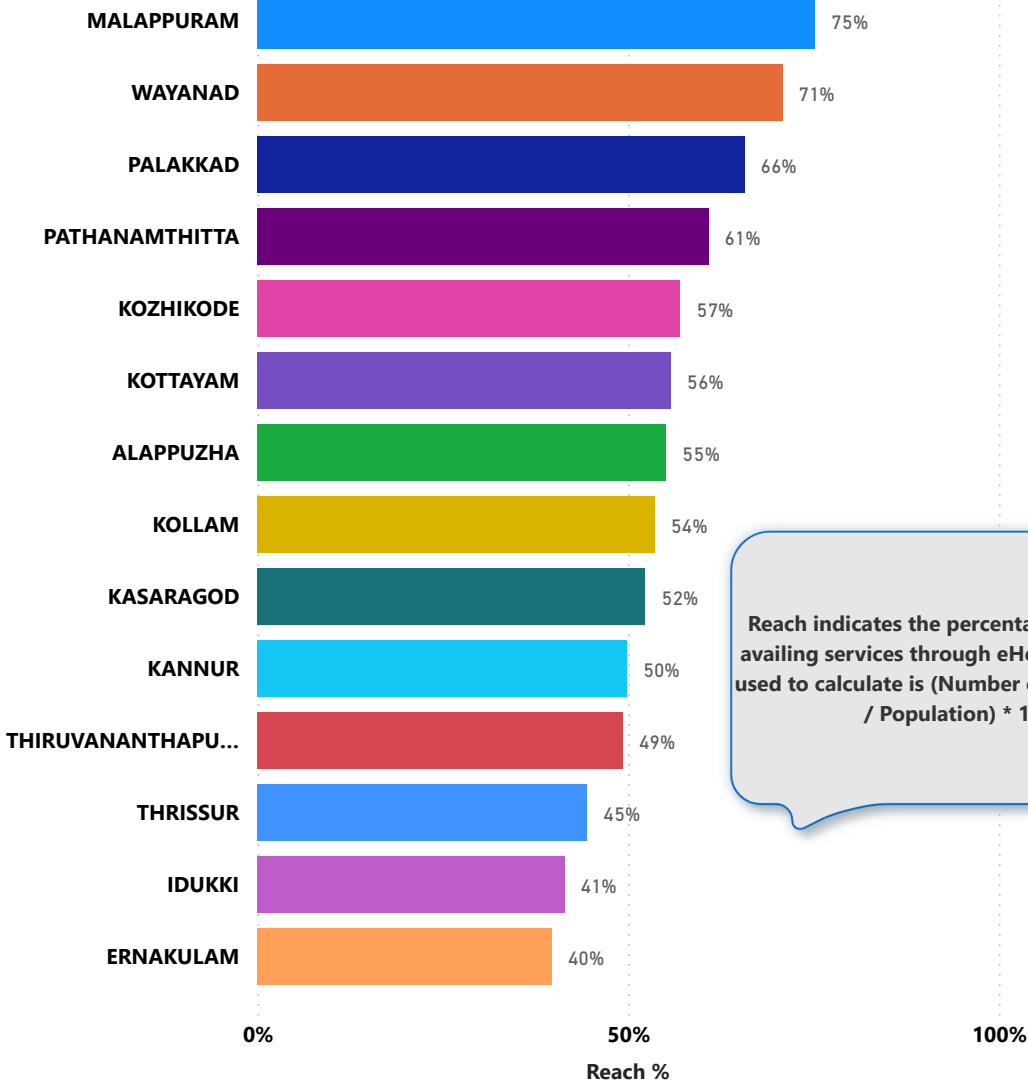
5. Appointment Booking in Hospitals (except Medical Colleges)



5. 1 Online Appointment Booking in Hospitals (except Medical Colleges)



6. eHealth Performance - Reach



Reach indicates the percentage of population availing services through eHealth. The formula used to calculate is (Number of UHID registered / Population) * 100 %.