

1. eHealth Kerala - Vital Statistics

Hospital Type	Live Institutions
Family Health Centre	17
General Hospital	1
Medical College Hospital	1
Urban Primary Health Centre	1
Total	20

2. eHealth - District Ranking Matrix Based on Performance of all Institutions (except Medical Colleges)

The ranking matrix showcases the performance of districts in providing eHealth services through all institutions (excluding Medical Colleges) based on six different parameters.

These parameters include:

1.

Number of institutions where the reception module has started.
2.

Percentage of UHID Visits.
3.

Percentage of Doctor Consultations.
4.

Percentage of Pharmacy Prescriptions by doctors.
5.

Percentage of lab orders through doctors.
6.

Number of Live Institutions.

Weightage is assigned to the percentages calculated in intervals of 10. The rank is determined based on the sum of these weightages.

The top-performing districts should aim to maintain their positions, while the average and low-performing districts should strive to reach the 'top four' league.

The ranking matrix for the current month, July 2024, along with the previous two months, is provided in the table below.

District	May	June	July
WAYANAD	1	1	1
IDUKKI	2	2	2
PALAKKAD	2	1	3
KANNUR	5	3	4
MALAPPURAM	4	3	4
THRISSUR	3	3	4
ALAPPUZHA	3	3	5
KOLLAM	4	4	6
KOTTAYAM	5	6	6
PATHANAMTHITTA	6	5	7
KOZHIKODE	7	6	8
THIRUVANANTHAPURAM	8	8	9
KASARAGOD	9	7	10
ERNAKULAM	10	9	11

- Best performing
- Average performing
- Low performing

3. eHealth - Institution Level Ranking (except Medical Colleges)

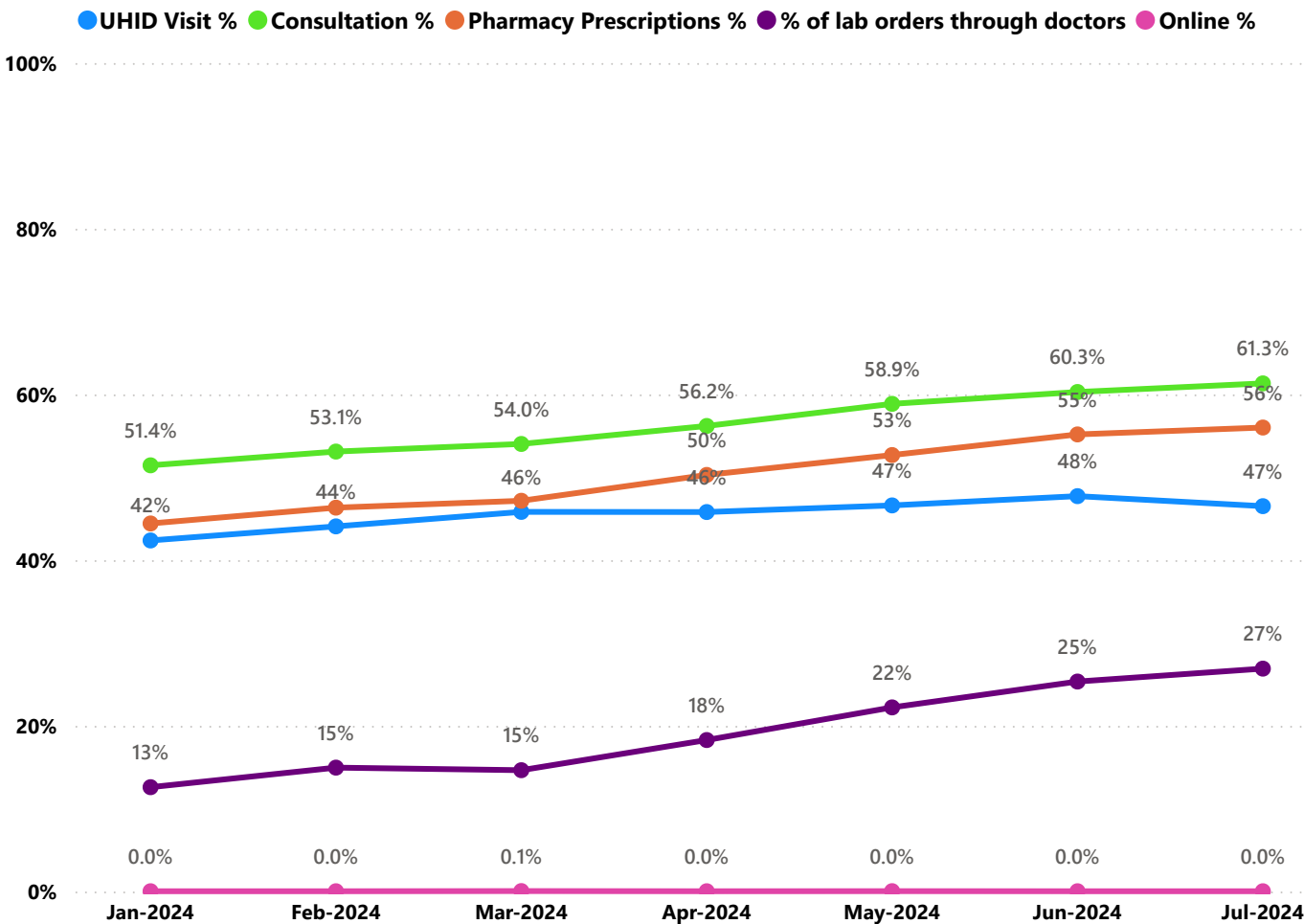
Hospital	Rank
FAMILY HEALTH CENTRE NARANAMMOOZHY	1
URBAN FAMILY HEALTH CENTRE THIRUVALLA	2
FAMILY HEALTH CENTRE KOIPURAM	3
FAMILY HEALTH CENTRE KOTTANGAL	3
FAMILY HEALTH CENTRE MEZHUVELI	3
FAMILY HEALTH CENTRE CHANDANAPPALLY	4
FAMILY HEALTH CENTRE OTHERA	4
FAMILY HEALTH CENTRE ANICADU	5
FAMILY HEALTH CENTRE CHITTAR	5
FAMILY HEALTH CENTRE EZHAMKULAM	5
FAMILY HEALTH CENTRE PALLICKAL	5
FAMILY HEALTH CENTRE THANNITHODE	5
FAMILY HEALTH CENTRE PANDALAM	6
FAMILY HEALTH CENTRE KADAMMANITTA	7
FAMILY HEALTH CENTRE CHENNEERKARA	8
FAMILY HEALTH CENTRE VADASSERIKKARA	8
FAMILY HEALTH CENTRE VECHOOCHIRA	8
FAMILY HEALTH CENTRE NIRANAM	9
GENERAL HOSPITAL PATHANAMTHITTA	10

3.1 eHealth Performance - Reception Module

Reception Module is considered to be functional in an institution only if the number of total visits for the month is of minimum 500.

District	Institution Count	Institutions with Reception	% of institutions with Reception
IDUKKI	20	20	100.00%
KOLLAM	30	30	100.00%
PALAKKAD	44	44	100.00%
PATHANAMTHITTA	19	19	100.00%
WAYANAD	17	17	100.00%
KOTTAYAM	31	30	96.77%
MALAPPURAM	53	51	96.23%
KASARAGOD	23	22	95.65%
KANNUR	41	39	95.12%
THIRUVANANTHAPURAM	100	96	95.00%
THRISSUR	69	65	94.20%
ALAPPUZHA	31	29	93.55%
KOZHIKODE	56	51	91.07%
ERNAKULAM	69	55	79.71%

3.2 e-Health Performance Trend



- UHID Visit % is calculated as $(UHID\ Visits / Total\ Visit) \times 100$
- Consultation % is calculated as $(Doctor\ Consultation / OP\ Visits) \times 100$
- Pharmacy % is calculated as $(Pharmacy\ Prescriptions / Total\ OP\ Visits) \times 100$
- Lab % is calculated as $(Lab\ orders\ given\ by\ doctors / Total\ Lab\ Orders) \times 100$
- Online % is calculated as $(Online\ appointments\ via\ web\ portal / Total\ OP\ Visits) \times 100$

3.3 e-Health Performance Indicators

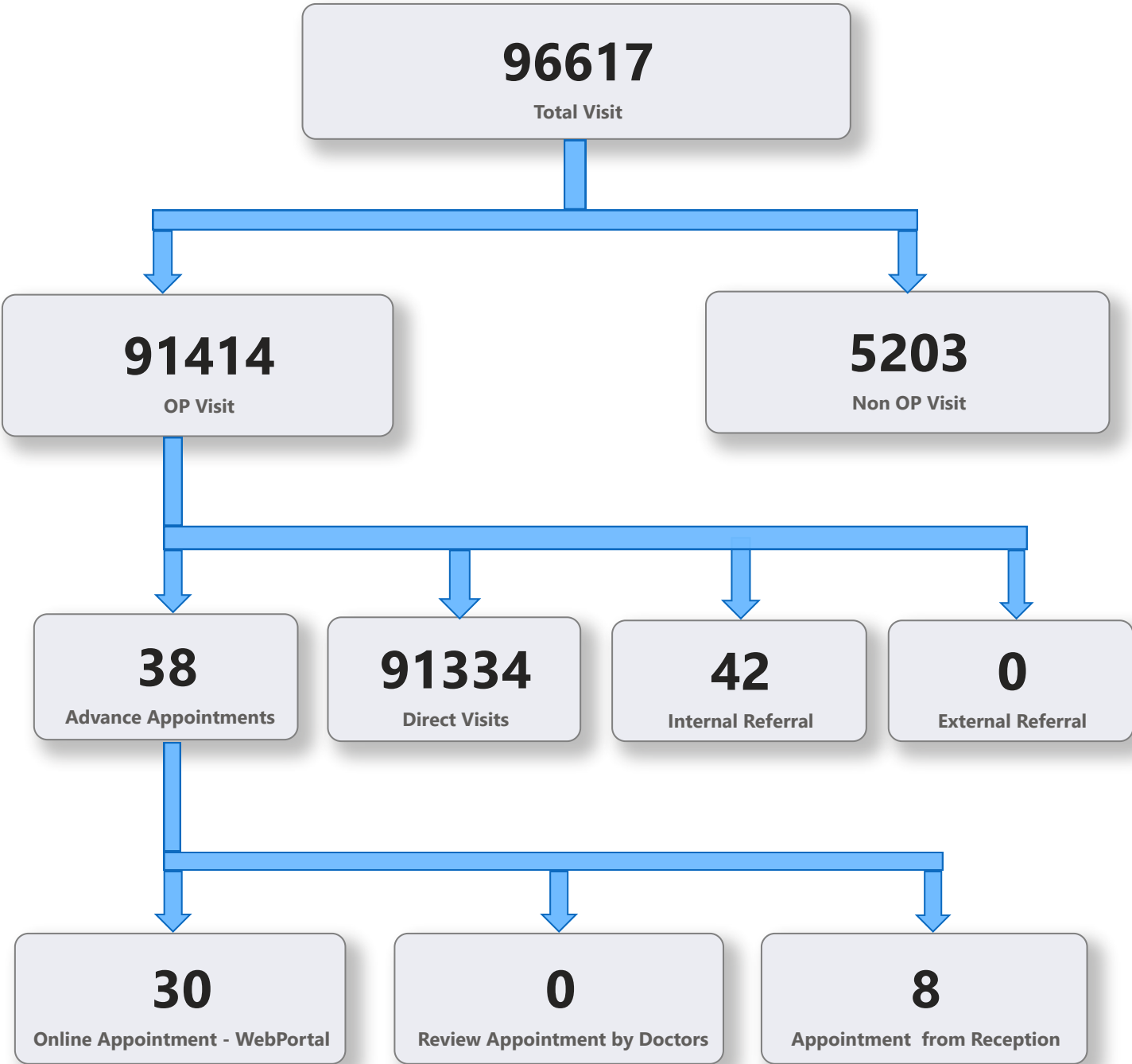
Hospital	UHID Visit %	Consultation %	Pharmacy Prescriptions %	% of Lab Orders given by Doctors
FAMILY HEALTH CENTRE NARANAMMOOZHY	84.74%	99.54%	95.99%	100.00%
URBAN FAMILY HEALTH CENTRE THIRUVALLA	70.40%	93.04%	88.68%	92.21%
FAMILY HEALTH CENTRE KOIPURAM	61.36%	98.61%	91.03%	73.56%
FAMILY HEALTH CENTRE KOTTANGAL	84.83%	99.65%	90.09%	58.16%
FAMILY HEALTH CENTRE MEZHUVELI	77.86%	100.00%	95.83%	66.91%
FAMILY HEALTH CENTRE CHANDANAPPALLY	53.09%	98.16%	86.02%	88.33%
FAMILY HEALTH CENTRE OTHERA	53.09%	99.73%	88.79%	81.49%
FAMILY HEALTH CENTRE ANICADU	82.71%	86.83%	77.24%	63.73%
FAMILY HEALTH CENTRE CHITTAR	69.71%	86.21%	80.98%	71.38%
FAMILY HEALTH CENTRE EZHAMKULAM	68.73%	96.16%	91.08%	58.05%
FAMILY HEALTH CENTRE PALLICKAL	77.60%	99.61%	93.98%	45.96%
FAMILY HEALTH CENTRE THANNITHODE	78.10%	90.06%	85.76%	55.82%
FAMILY HEALTH CENTRE PANDALAM	50.86%	98.69%	77.83%	77.71%
FAMILY HEALTH CENTRE KADAMMANITTA	67.03%	97.23%	91.81%	32.87%
FAMILY HEALTH CENTRE CHENNEERKARA	59.34%	94.35%	85.64%	39.33%
FAMILY HEALTH CENTRE VADASSERIKKARA	77.89%	99.14%	93.11%	0.00%
FAMILY HEALTH CENTRE VECHOOCHIRA	54.77%	88.61%	86.66%	49.14%
FAMILY HEALTH CENTRE NIRANAM	49.77%	87.97%	77.29%	49.10%
GENERAL HOSPITAL PATHANAMTHITTA	10.19%	0.00%	0.00%	0.00%

4. Status of Modules Usage in Hospitals

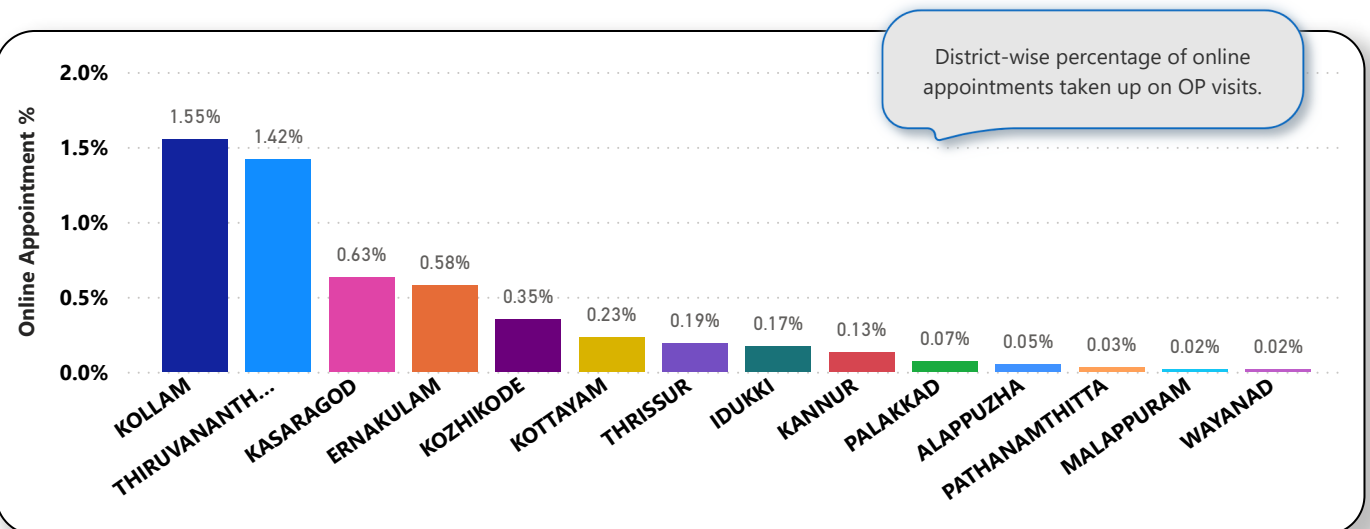
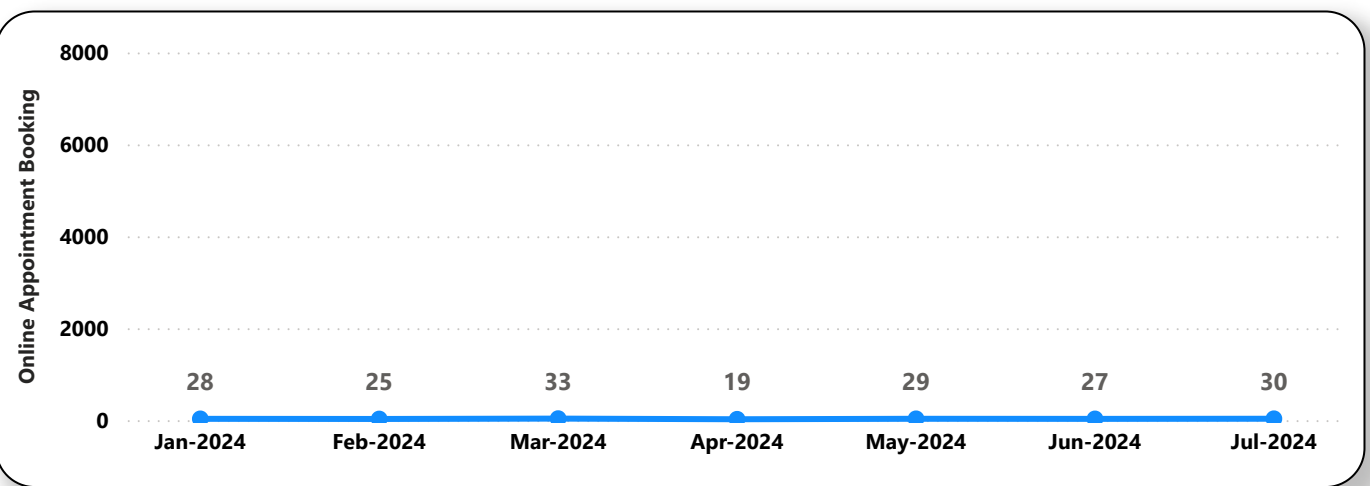
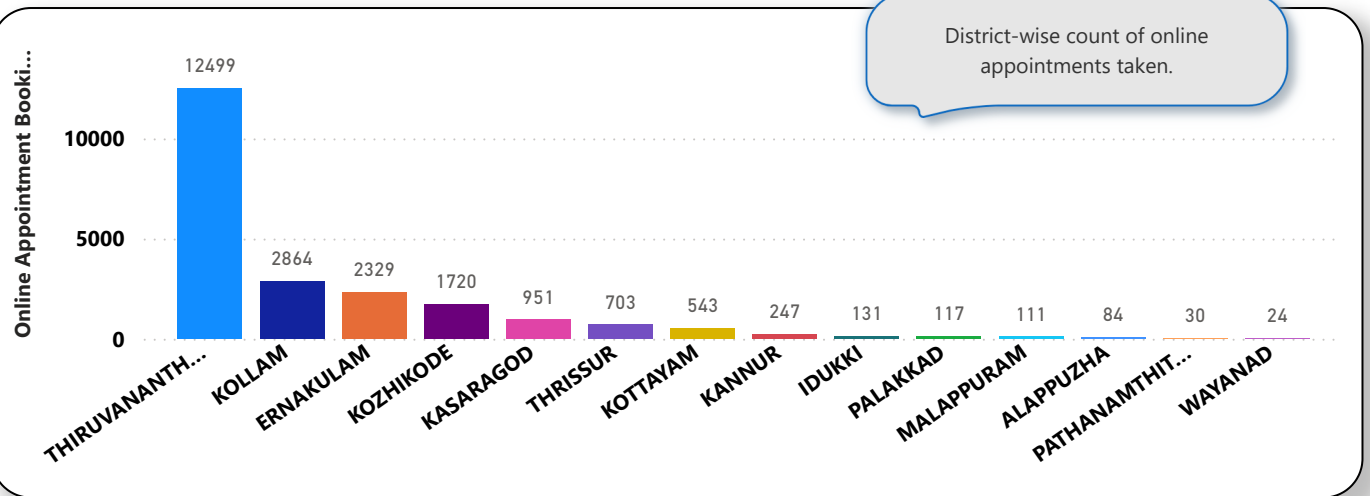
District wise status of live institutions and the count of various modules [Reception, OP Consultation, Lab, Pharmacy] started / functional. This list excludes Medical College Hospitals, CCRC and PH Labs.

District	Live Institutions	Reception	Consultation	Pharmacy	Lab
THIRUVANANTHAPURAM	100	96 (96%)	88 (88%)	74 (74%)	76 (76%)
THRISSUR	69	65 (94%)	63 (91%)	56 (81%)	58 (84%)
ERNAKULAM	68	55 (81%)	40 (59%)	26 (38%)	26 (38%)
KOZHIKODE	56	51 (91%)	41 (73%)	39 (70%)	42 (75%)
MALAPPURAM	53	51 (96%)	49 (92%)	39 (74%)	44 (83%)
PALAKKAD	44	44 (100%)	42 (95%)	38 (86%)	38 (86%)
KANNUR	41	39 (95%)	36 (88%)	32 (78%)	31 (76%)
ALAPPUZHA	31	29 (94%)	29 (94%)	28 (90%)	28 (90%)
KOTTAYAM	31	30 (97%)	30 (97%)	30 (97%)	27 (87%)
KOLLAM	30	30 (100%)	30 (100%)	30 (100%)	28 (93%)
KASARAGOD	23	22 (96%)	20 (87%)	20 (87%)	16 (70%)
IDUKKI	20	20 (100%)	19 (95%)	19 (95%)	18 (90%)
PATHANAMTHITTA	19	19 (100%)	18 (95%)	18 (95%)	17 (89%)
WAYANAD	17	17 (100%)	17 (100%)	17 (100%)	16 (94%)
Total	602	568 (94%)	522 (87%)	466 (77%)	465 (77%)

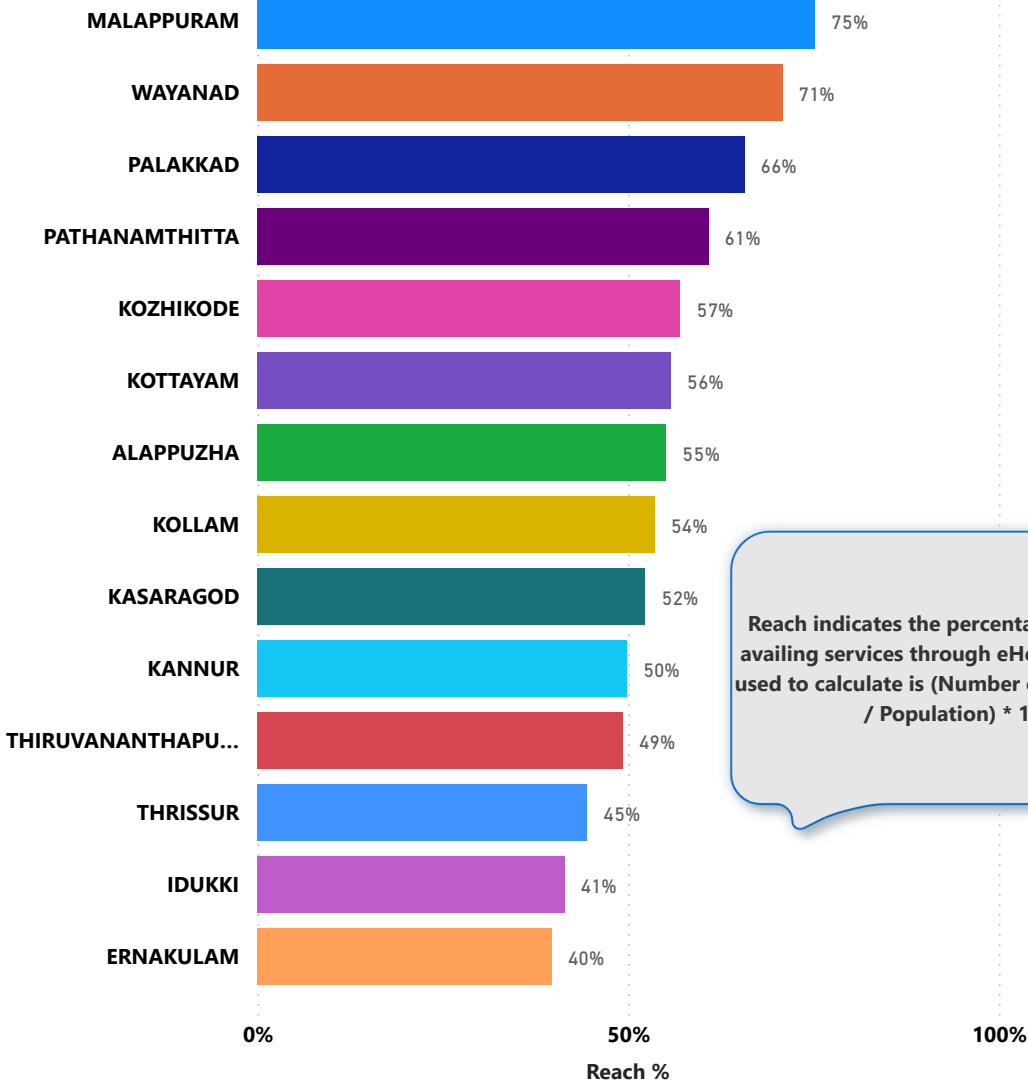
5. Appointment Booking in Hospitals (except Medical Colleges)



5. 1 Online Appointment Booking in Hospitals (except Medical Colleges)



6. eHealth Performance - Reach



Reach indicates the percentage of population availing services through eHealth. The formula used to calculate is (Number of UHID registered / Population) * 100 %.