

1. eHealth Kerala - Vital Statistics

Hospital Type	Live Institutions
Family Health Centre	464
Urban Primary Health Centre	50
Community Health Centre	29
Medical College Hospital	16
Taluk Headquarters Hospital	13
General Hospital	12
Taluk Hospital	11
District Hospital	7
Specialty Hospital - Women Children	7
Primary Health Centre	4
Public Health Laboratory	2
Specialty Hospital	2
District TB Centre	1
Empanelled Diagnostic Centre	1
Government Dispensary	1
Specialty Hospital - Mental Health	1
Specialty Hospital - Pulmonary Medicine	1
Total	622

2. eHealth - District Ranking Matrix Based on Performance of all Institutions (except Medical Colleges)

The ranking matrix showcases the performance of districts in providing eHealth services through all institutions (excluding Medical Colleges) based on six different parameters.

These parameters include:

1.

Number of institutions where the reception module has started.
2.

Percentage of UHID Visits.
3.

Percentage of Doctor Consultations.
4.

Percentage of Pharmacy Prescriptions by doctors.
5.

Percentage of lab orders through doctors.
6.

Number of Live Institutions.

Weightage is assigned to the percentages calculated in intervals of 10. The rank is determined based on the sum of these weightages.

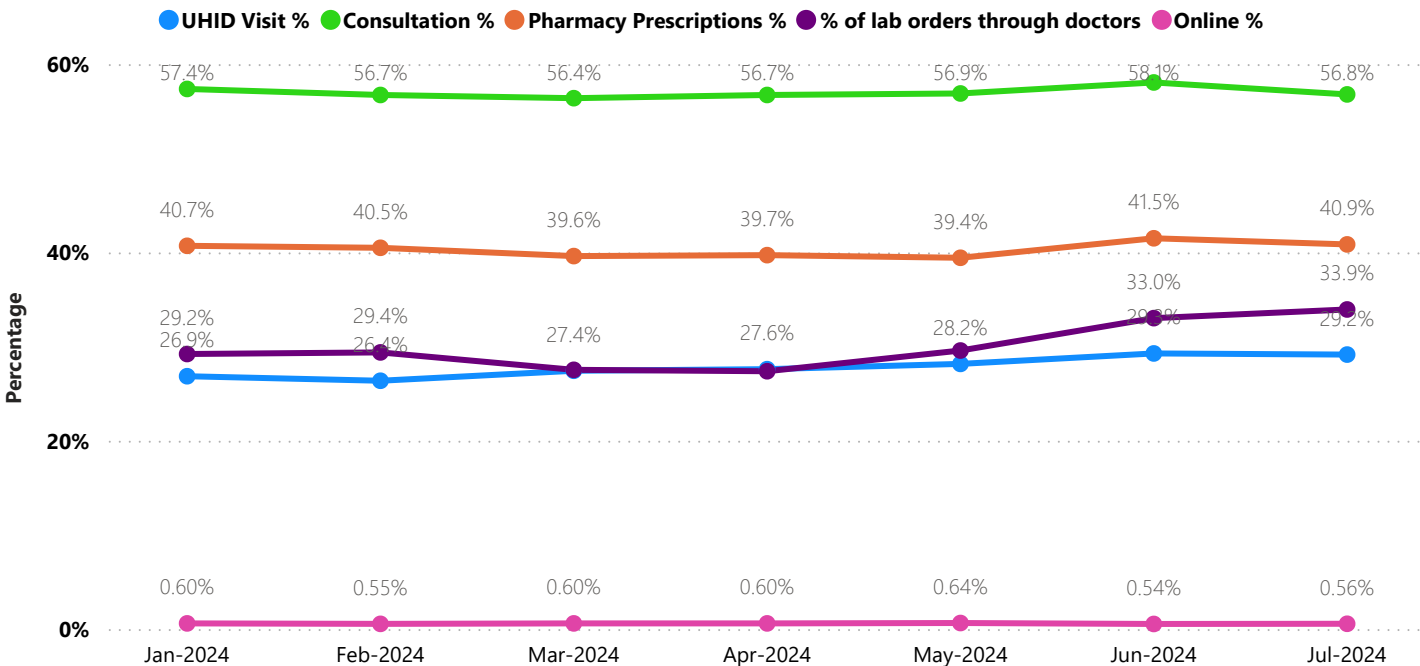
The top-performing districts should aim to maintain their positions, while the average and low-performing districts should strive to reach the 'top four' league.

The ranking matrix for the current month, July 2024, along with the previous two months, is provided in the table below.

District	April	May	June
WAYANAD	1	1	1
IDUKKI	2	2	2
PALAKKAD	2	1	3
KANNUR	5	3	4
MALAPPURAM	4	3	4
THRISSUR	3	3	4
ALAPPUZHA	3	3	5
KOLLAM	4	4	6
KOTTAYAM	5	6	6
PATHANAMTHITTA	6	5	7
KOZHIKODE	7	6	8
THIRUVANANTHAPURAM	8	8	9
KASARAGOD	9	7	10
ERNAKULAM	10	9	11

- Best performing
- Average performing
- Low performing

3. eHealth - State Performance Trend (except Medical Colleges)



3. eHealth - Institution Level Ranking (except Medical Colleges)

Hospital	State Rank
FAMILY HEALTH CENTRE VAZHOOR	1
FAMILY HEALTH CENTRE ENGANDIYUR	2
Family Health Centre Kavassery	2
FAMILY HEALTH CENTRE MOONNILAVU	2
FAMILY HEALTH CENTRE NARANAMMOOZHY	2
FAMILY HEALTH CENTER NOOLPUZHA	3
FAMILY HEALTH CENTRE ENNAPPARA	3
FAMILY HEALTH CENTRE KARTHIKAPPALLY	3
FAMILY HEALTH CENTRE MOORKKANAD	3
FAMILY HEALTH CENTRE POOMANGALAM	3
FAMILY HEALTH CENTRE PULIKKAL	3
FAMILY HEALTH CENTRE PUNNAPRA NORTH	3
FAMILY HEALTH CENTRE PURAKKAD	3
FAMILY HEALTH CENTRE THAIKKAD	3
FAMILY HEALTH CENTRE ALAKODE	4
FAMILY HEALTH CENTRE CHETHALAYAM	4
FAMILY HEALTH CENTRE EDAVILANGU	4
FAMILY HEALTH CENTRE ELAMDESOM	4
FAMILY HEALTH CENTRE EZHUKONE PAVITHRESWARAM	4
FAMILY HEALTH CENTRE KOTTATHARA	4
FAMILY HEALTH CENTRE KUDAYATHUR	4
FAMILY HEALTH CENTRE KUMBADAJE	4
family Health Centre Kuthanur	4
FAMILY HEALTH CENTRE MANNUR	4
Family Health Centre Ozhalapathy	4
FAMILY HEALTH CENTRE POOTHADI	4
FAMILY HEALTH CENTRE SREENARAYANAPURAM	4
FAMILY HEALTH CENTRE THIRUNAVAYA	4
Family Health Centre Vaniyamkulam	4
FAMILY HEALTH CENTRE VENGAPALLY	4
URBAN FAMILY HEALTH CENTRE THIRUVALLA	4
URBAN FAMILY HEALTH CENTRE V R PURAM	4
URBAN HEALTH WELNESS CENTER PAYYAMPALLY	4
URBAN PRIMARY HEALTH CENTRE MUNDERI	4
FAMILY HEALTH CENTRE BRAHMAMANGALAM	5
FAMILY HEALTH CENTRE CHEERAL	5

Hospital	State Rank
COMMUNITY HEALTH CENTRE CHENGAMANAD	42
COMMUNITY HEALTH CENTRE VELLANAD	42
FAMILY HEALTH CENTER ELOOR	42
FAMILY HEALTH CENTRE ALANGAD	42
FAMILY HEALTH CENTRE CHANGAROTH	42
FAMILY HEALTH CENTRE CHELLANAM	42
FAMILY HEALTH CENTRE CHERUTHANA	42
FAMILY HEALTH CENTRE KARASSERY	42
FAMILY HEALTH CENTRE KONDAZHY	42
FAMILY HEALTH CENTRE KOOTTAYI	42
FAMILY HEALTH CENTRE MADAKATHARA	42
FAMILY HEALTH CENTRE MEENADOM	42
FAMILY HEALTH CENTRE PANATHUR	42
FAMILY HEALTH CENTRE PERUVANNAMUZHI	42
FAMILY HEALTH CENTRE THIRUVILWAMALA	42
FAMILY HEALTH CENTRE UZHAMALAKKAL	42
FAMILY HEALTH CENTRE VATTAMKULAM	42
FAMILY HEALTH CENTRE VELI	42
GENERAL HOSPITAL THALASSERY	42
MENTAL HEALTH CENTRE PEROORKADA	42
TALUK HOSPITAL PALLURUTHY	42
URBAN PRIMARY HEALTH CENTRE KOLASSERY	42
URBAN PRIMARY HEALTH CENTRE THAMMANAM	42
URBAN PRIMARY HEALTH CENTRE THRIKKAKARA	42
FAMILY HEALTH CENTRE MUDAKUZHA	41
URBAN FAMILY HEALTH CENTRE FEROKE	41
FAMILY HEALTH CENTRE BINANIPURAM	40
FAMILY HEALTH CENTRE EDATHALA	40
WOMEN AND CHILDREN HOSPITAL KOZHIKODE	40
FAMILY HEALTH CENTRE MUKKOLA	39
FAMILY HEALTH CENTRE AROOR	38
FAMILY HEALTH CENTRE CHERANELLOORE	38
FAMILY HEALTH CENTRE MALAYATTOR	38
FAMILY HEALTH CENTRE NAYARAMBALM	38
ATTAPPADY TRIBAL TALUK SPECIALITY HOSPITAL	37
COMMUNITY HEALTH CENTRE CHERPU	37
COMMUNITY HEALTH CENTRE POOTHOTTA	37

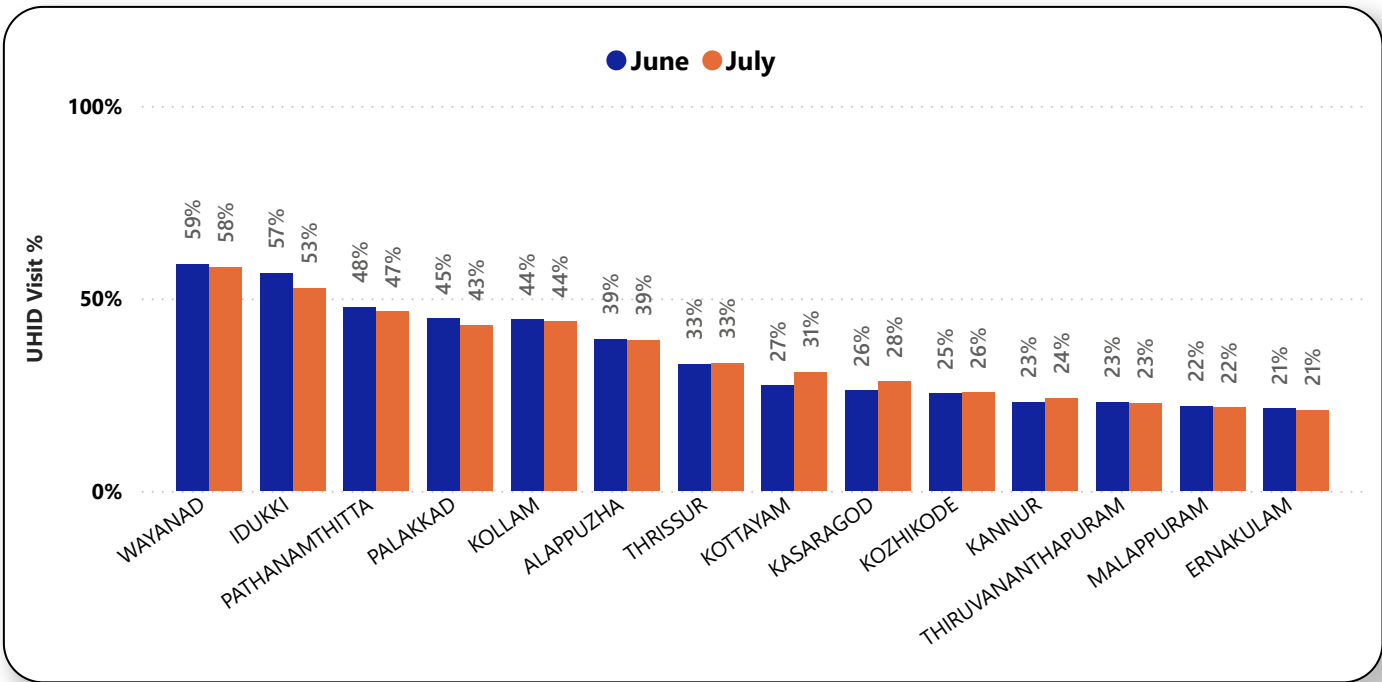
3.1 eHealth Performance - Reception Module

Reception Module is considered to be functional in an institution only if the number of total visits for the month is of minimum 500. The live institution count excludes CCRC and PH labs.

District	Live Institutions	Institutions with Reception	% of institutions with Reception
IDUKKI	20	20	100.00%
KOLLAM	30	30	100.00%
PALAKKAD	44	44	100.00%
PATHANAMTHITTA	19	19	100.00%
WAYANAD	17	17	100.00%
KOTTAYAM	31	30	96.77%
MALAPPURAM	53	51	96.23%
THIRUVANANTHAPURAM	100	96	96.00%
KASARAGOD	23	22	95.65%
KANNUR	41	39	95.12%
THRISSUR	69	65	94.20%
ALAPPUZHA	31	29	93.55%
KOZHIKODE	56	51	91.07%
ERNAKULAM	68	55	80.88%
Total	602	568	94.35%

3.2 e-Health Performance - UHID Visits

UHID Visit % is calculated as (UHID Visits / Total Visit) *100



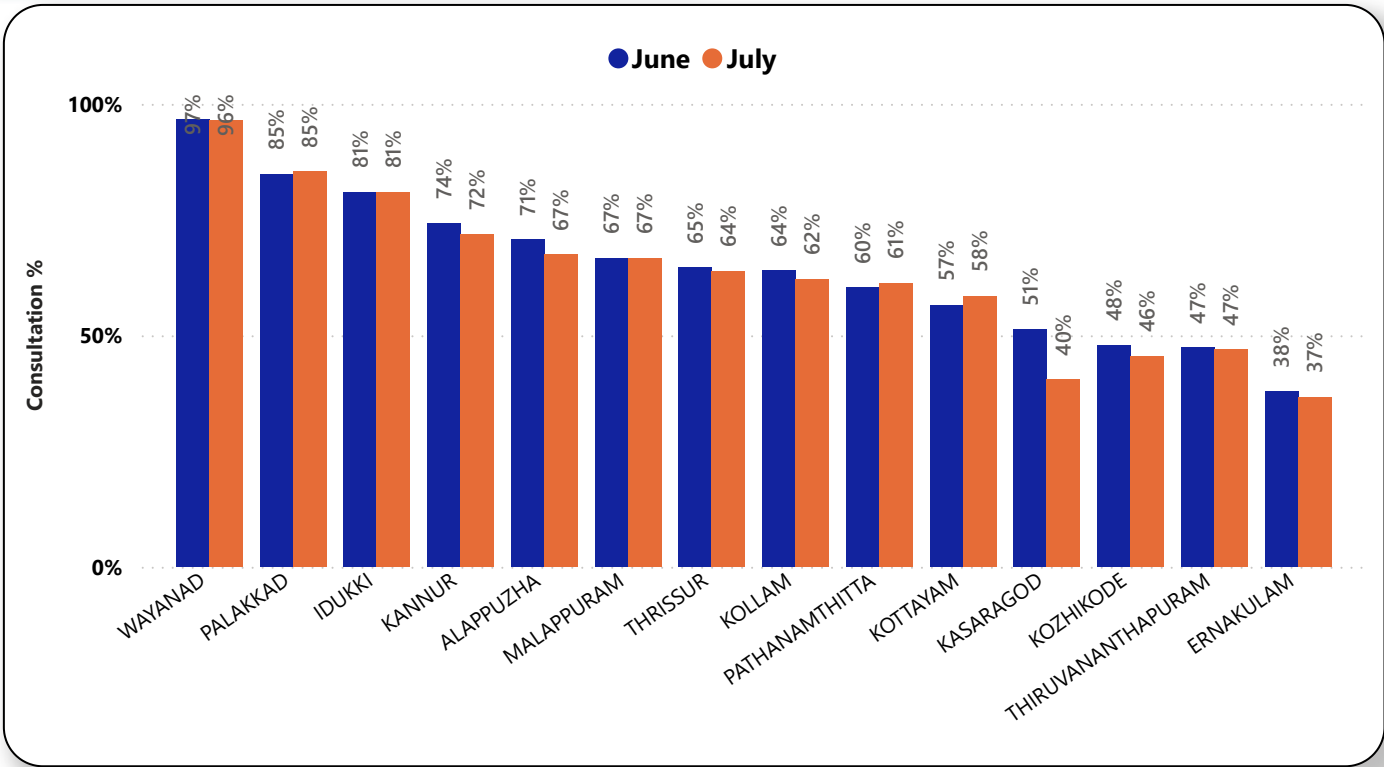
Institutions based on UHID Visits

Hospital	UHID Visit %
FAMILY HEALTH CENTRE ANAKUDY	93.57%
FAMILY HEALTH CENTRE VAZHOOR	90.76%
FAMILY HEALTH CENTRE THAIKKAD	88.59%
FAMILY HEALTH CENTRE MUNAMBAM	88.18%
FAMILY HEALTH CENTRE UMMANNOOR	87.86%
Family Health Centre Kavassery	87.25%
FAMILY HEALTH CENTRE ENGANDIYUR	86.30%
FAMILY HEALTH CENTRE VETTAKKAL	85.97%
URBAN PRIMARY HEALTH CENTRE ULIYAKOVIL	85.78%
FAMILY HEALTH CENTRE PURAKKAD	84.98%
FAMILY HEALTH CENTRE KOTTANGAL	84.83%
FAMILY HEALTH CENTRE NARANAMMOOZHY	84.74%
FAMILY HEALTH CENTRE POZHUTHANA	83.18%
FAMILY HEALTH CENTRE ANICADU	82.71%
Family Health Centre Keralassery	82.14%

Hospital	UHID Visit %
COMMUNITY HEALTH CENTRE CHENGAMANAD	0.00%
COMMUNITY HEALTH CENTRE VELLANAD	0.00%
FAMILY HEALTH CENTER ELOOR	0.00%
FAMILY HEALTH CENTRE ALANGAD	0.00%
FAMILY HEALTH CENTRE CHANGAROTH	0.00%
FAMILY HEALTH CENTRE CHELLANAM	0.00%
FAMILY HEALTH CENTRE CHERUTHANA	0.00%
FAMILY HEALTH CENTRE KARASSERY	0.00%
FAMILY HEALTH CENTRE KONDAZHY	0.00%
FAMILY HEALTH CENTRE KOOTTAYI	0.00%
FAMILY HEALTH CENTRE MADAKATHARA	0.00%
FAMILY HEALTH CENTRE MEENADOM	0.00%
FAMILY HEALTH CENTRE PANATHUR	0.00%
FAMILY HEALTH CENTRE PERUVANNAMUZHI	0.00%
FAMILY HEALTH CENTRE THIRUVILWAMALA	0.00%

3.3 e-Health Performance - Doctor Consultation

Consultation % is calculated as (Doctor Consultation / OP Visits) *100



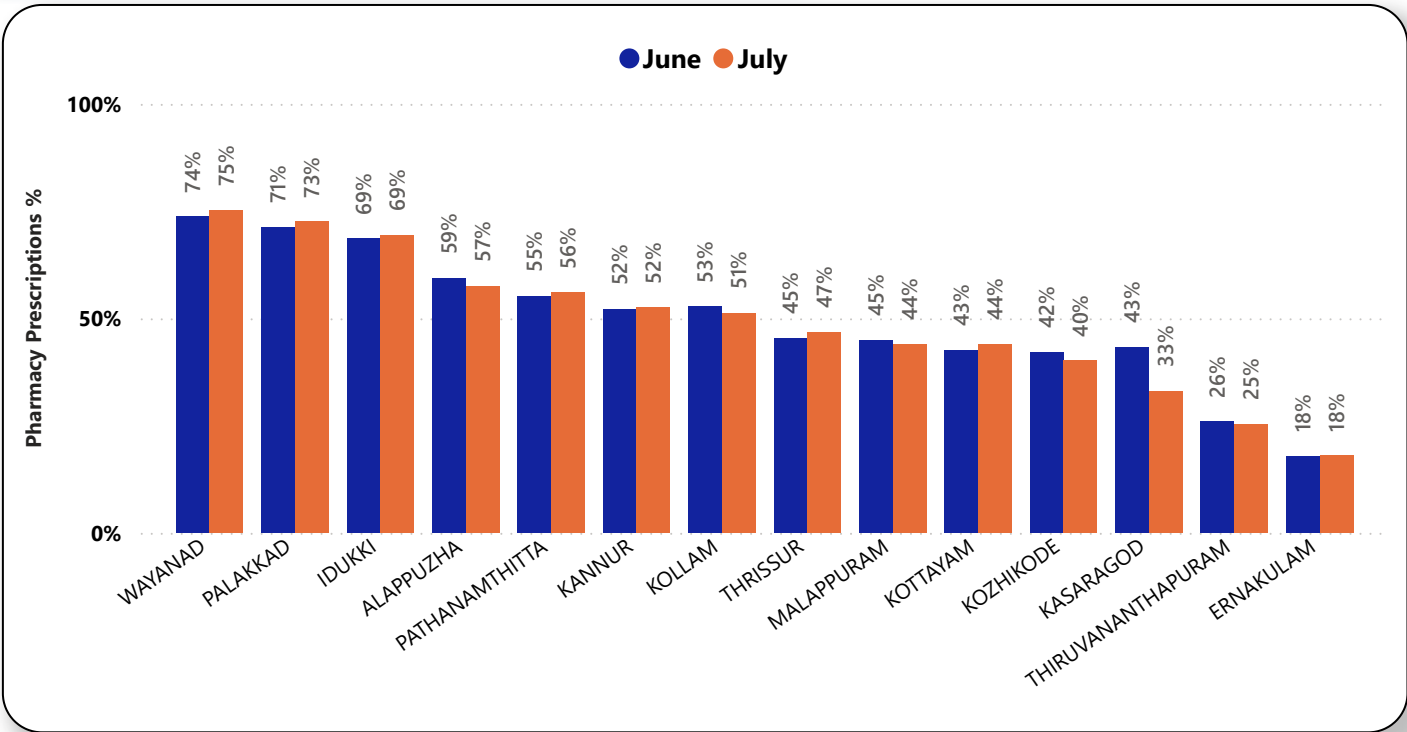
Doctor Consultation Percentage in all Institutions

Hospital	Doctor Consultation %
FAMILY HEALTH CENTRE MEZHUVELI	100.00%
FAMILY HEALTH CENTRE EROOR	99.96%
Family Health Centre Sreekrishnapuram	99.95%
FAMILY HEALTH CENTRE THIRUNAVAYA	99.94%
FAMILY HEALTH CENTRE AMACHAL NEW	99.93%
FAMILY HEALTH CENTRE EDAVAKA	99.93%
FAMILY HEALTH CENTRE POOMANGALAM	99.93%
FAMILY HEALTH CENTRE POOTHADI	99.93%
FAMILY HEALTH CENTRE ARIKKULAM	99.91%
FAMILY HEALTH CENTRE SAKTHIKULANGARA	99.89%
FAMILY HEALTH CENTRE VELIYAM	99.89%
FAMILY HEALTH CENTRE POZHIOOR	99.88%
FAMILY HEALTH CENTRE CHETHALAYAM	99.87%
FAMILY HEALTH CENTRE THIRUVITTAN	99.87%

Hospital	Doctor Consultation %
ATTAPPADY TRIBAL TALUK SPECIALITY HOSPITAL	0.00%
COMMUNITY HEALTH CENTRE CHENGAMANAD	0.00%
COMMUNITY HEALTH CENTRE KALLARA	0.00%
COMMUNITY HEALTH CENTRE POOTHOTTA	0.00%
COMMUNITY HEALTH CENTRE RAMAMANGALAM	0.00%
COMMUNITY HEALTH CENTRE VELLANAD	0.00%
DISTRICT HOSPITAL TIRUR	0.00%
FAMILY HEALTH CENTER ELOOR	0.00%
FAMILY HEALTH CENTRE ALANGAD	0.00%
FAMILY HEALTH CENTRE AROOR	0.00%
FAMILY HEALTH CENTRE BINANIPURAM	0.00%

3.4 e-Health Performance - Pharmacy Usage

Pharmacy % is calculated as (Pharmacy Prescriptions/ Total OP Visits) *100



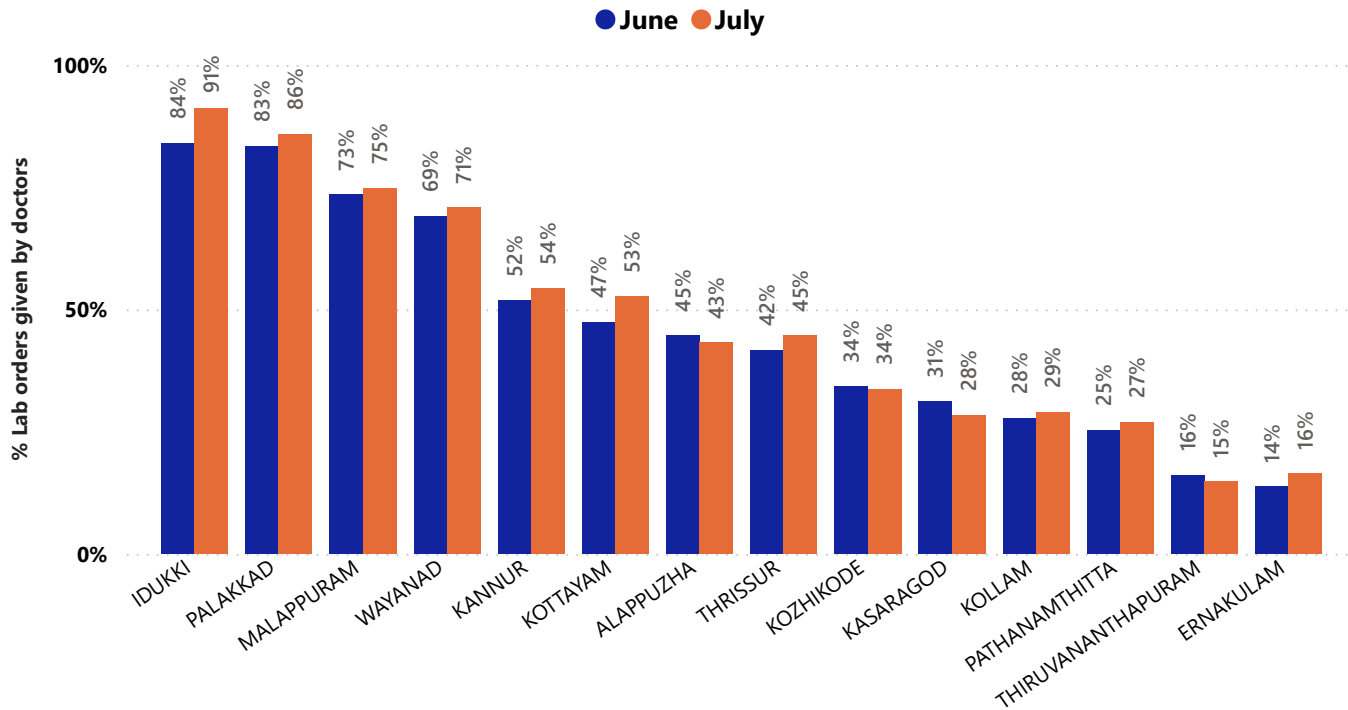
Pharmacy Usage in all Institutions

Hospital	Pharmacy Usage %
FAMILY HEALTH CENTRE BRAHMAMANGALAM	100.00%
FAMILY HEALTH CENTRE MANARCAD	100.00%
FAMILY HEALTH CENTRE MOONNILAVU	100.00%
FAMILY HEALTH CENTRE PAIPPAD	100.00%
FAMILY HEALTH CENTRE UDAYANAPURAM	100.00%
FAMILY HEALTH CENTRE VAZHOOR	100.00%
FAMILY HEALTH CENTRE VELIYANNOOR	100.00%
FAMILY HEALTH CENTRE VELLAVOOR	100.00%
FAMILY HEALTH CENTRE PARAMPUZHA	98.53%
FAMILY HEALTH CENTRE MARANGATTUPALLY	98.00%
FAMILY HEALTH CENTRE MULAVUKAD	97.78%
FAMILY HEALTH CENTRE THIRUNAVAYA	97.44%
FAMILY HEALTH CENTRE NOORANAD	97.07%
FAMILY HEALTH CENTRE CHENGOTTUKAVU	96.48%
FAMILY HEALTH CENTRE VEEDANAKAVU	96.31%

Hospital	Pharmacy Usage %
ATTAPPADY TRIBAL TALUK SPECIALITY HOSPITAL	0.00%
COMMUNITY HEALTH CENTRE PATTIAM	0.00%
COMMUNITY HEALTH CENTRE CHENGAMANAD	0.00%
COMMUNITY HEALTH CENTRE KALLARA	0.00%
COMMUNITY HEALTH CENTRE POOTHOTTA	0.00%
COMMUNITY HEALTH CENTRE RAMAMANGALAM	0.00%
COMMUNITY HEALTH CENTRE VELLANAD	0.00%
COMMUNITY HEALTH CENTRE VELLARADA	0.00%
DISTRICT HOSPITAL NEDUMANGAD	0.00%
DISTRICT HOSPITAL TIRUR	0.00%
FAMILY HEALTH CENTER ELOOR	0.00%
FAMILY HEALTH CENTRE ALAMKODE	0.00%
FAMILY HEALTH CENTRE ALANGAD	0.00%

3.5 e-Health Performance - Lab Usage

Lab % is calculated as (Lab orders given by doctors / Total Lab Orders) *100



Lab Usage in all Institutions

Hospital	Lab Usage %
COASTAL SPECIALITY HOSPITAL VALIYATHURA	100.00%
COMMUNITY HEALTH CENTRE PATTIAM	100.00%
COMMUNITY HEALTH CENTRE MUNDAKAYAM	100.00%
COMMUNITY HEALTH CENTRE PALODE	100.00%
DISTRICT HOSPITAL KANHANGAD	100.00%
DISTRICT TB CENTRE THIRUVANANTHAPURAM	100.00%
FAMILY HEALTH CENTRE AVOLY	100.00%
FAMILY HEALTH CENTRE AYYAMPILLY	100.00%
Family Health Centre Chalavara	100.00%
FAMILY HEALTH CENTRE CHATTANCHAL	100.00%
FAMILY HEALTH CENTRE CHENGALAYI	100.00%
FAMILY HEALTH CENTRE CHERUNNIYOOR	100.00%
FAMILY HEALTH CENTRE CHERUVATTOOR	100.00%
FAMILY HEALTH CENTRE CHETTIKULANGARA	100.00%
FAMILY HEALTH CENTRE CHOWARA	100.00%

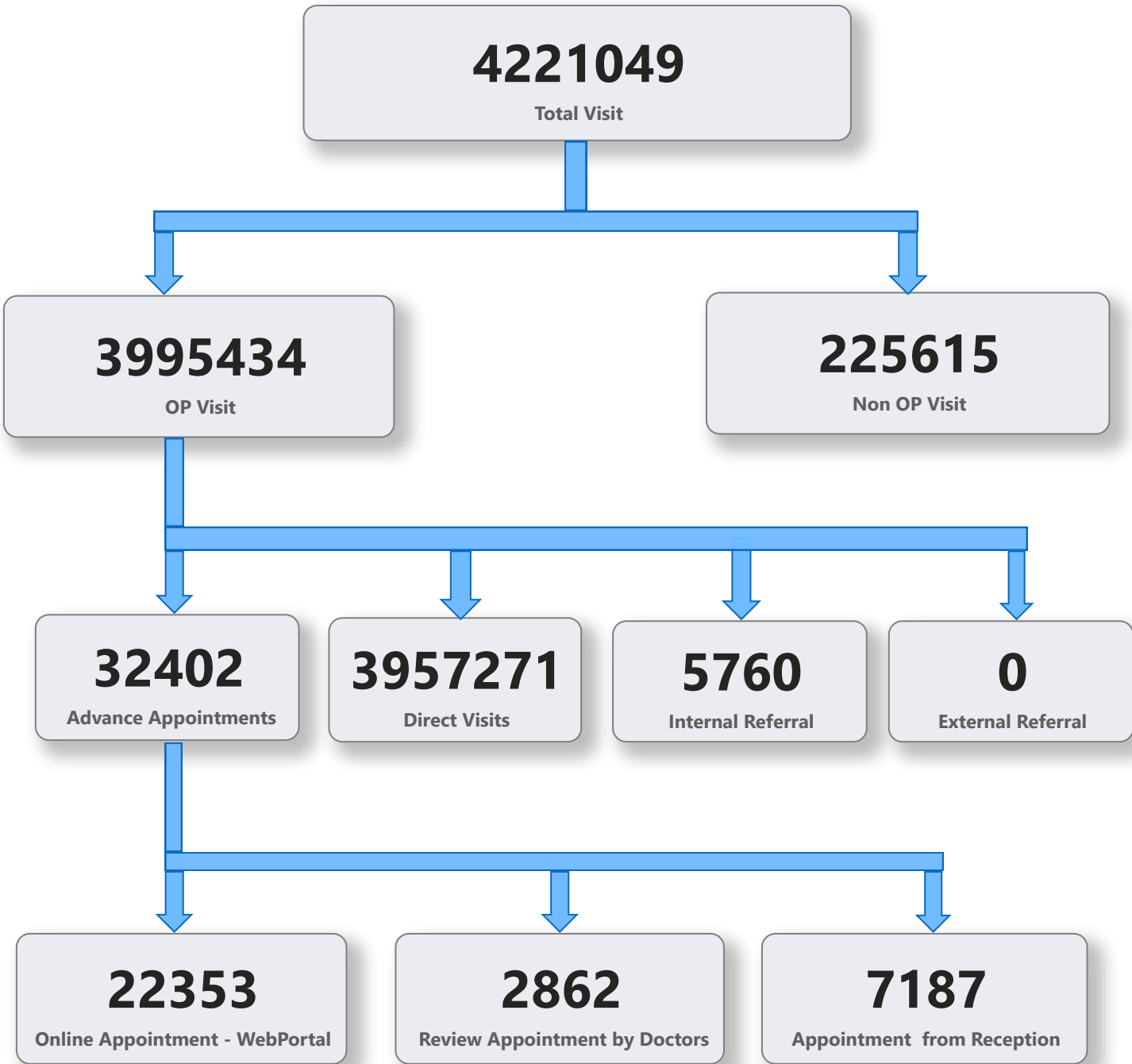
Hospital	Lab Usage %
ATTAPPADY TRIBAL TALUK SPECIALITY HOSPITAL	0.00%
COMMUNITY HEALTH CENTRE CHENGAMANAD	0.00%
COMMUNITY HEALTH CENTRE CHERPU	0.00%
COMMUNITY HEALTH CENTRE IRANIMUTTOM	0.00%
COMMUNITY HEALTH CENTRE KALLARA	0.00%
COMMUNITY HEALTH CENTRE POOTHOTTA	0.00%
COMMUNITY HEALTH CENTRE RAMAMANGALAM	0.00%
COMMUNITY HEALTH CENTRE ULLIYERI	0.00%
COMMUNITY HEALTH CENTRE VELLANAD	0.00%
COMMUNITY HEALTH CENTRE VILAPPIL	0.00%
DISTRICT HOSPITAL ALUVA	0.00%
DISTRICT HOSPITAL TIRUR	0.00%

4. Status of Modules Usage in Hospitals

District wise status of live institutions and the count of various modules [Reception, OP Consultation, Lab, Pharmacy] started / functional. This list excludes Medical College Hospitals, CCRC and PH Labs.

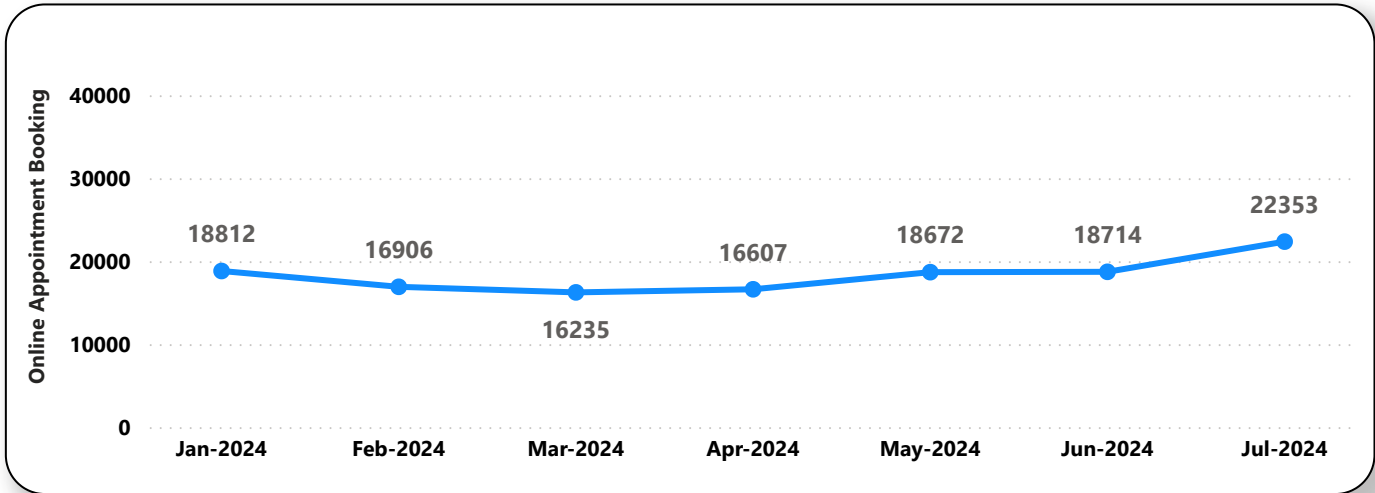
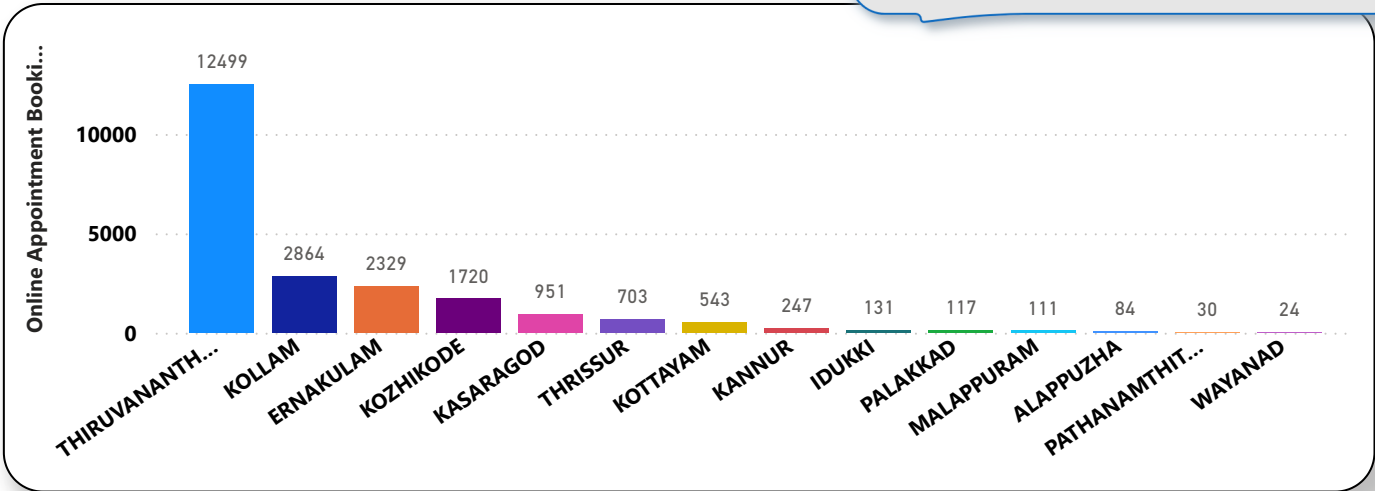
District	Live Institutions	Reception	Consultation	Pharmacy	Lab
THIRUVANANTHAPURAM	100	96 (96%)	88 (88%)	74 (74%)	76 (76%)
THRISSUR	69	65 (94%)	63 (91%)	56 (81%)	58 (84%)
ERNAKULAM	68	55 (81%)	40 (59%)	26 (38%)	26 (38%)
KOZHIKODE	56	51 (91%)	41 (73%)	39 (70%)	42 (75%)
MALAPPURAM	53	51 (96%)	49 (92%)	39 (74%)	44 (83%)
PALAKKAD	44	44 (100%)	42 (95%)	38 (86%)	38 (86%)
KANNUR	41	39 (95%)	36 (88%)	32 (78%)	31 (76%)
ALAPPUZHA	31	29 (94%)	29 (94%)	28 (90%)	28 (90%)
KOTTAYAM	31	30 (97%)	30 (97%)	30 (97%)	27 (87%)
KOLLAM	30	30 (100%)	30 (100%)	30 (100%)	28 (93%)
KASARAGOD	23	22 (96%)	20 (87%)	20 (87%)	16 (70%)
IDUKKI	20	20 (100%)	19 (95%)	19 (95%)	18 (90%)
PATHANAMTHITTA	19	19 (100%)	18 (95%)	18 (95%)	17 (89%)
WAYANAD	17	17 (100%)	17 (100%)	17 (100%)	16 (94%)
Total	602	568 (94%)	522 (87%)	466 (77%)	465 (77%)

5. Appointment Booking in Hospitals (except Medical Colleges)

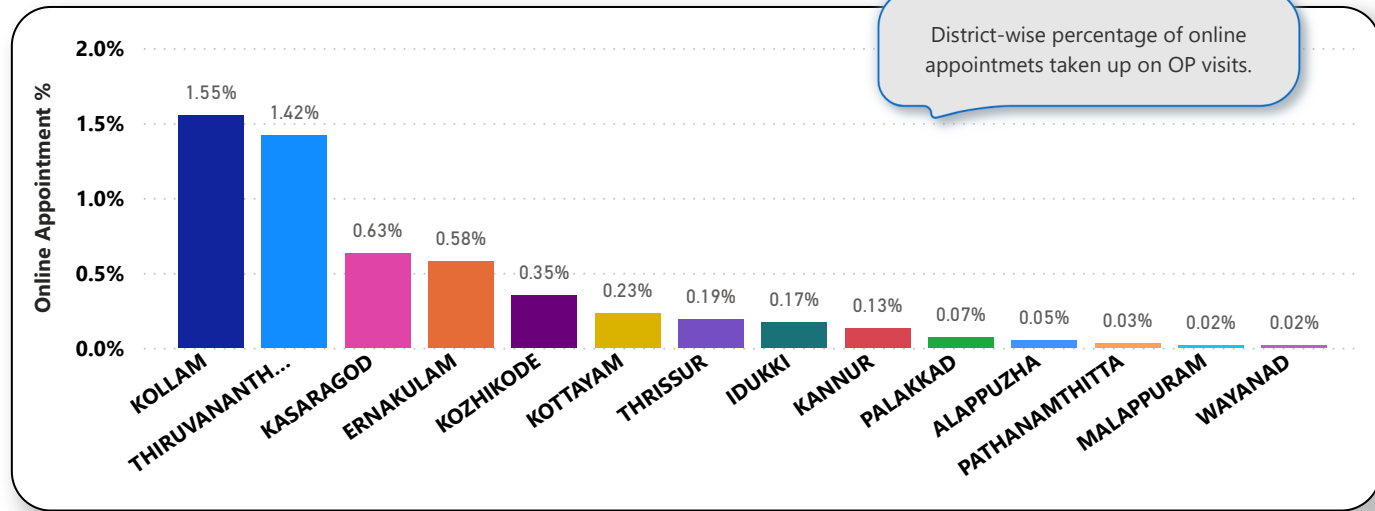


5. 1 Online Appointment Booking in Hospitals (except Medical Colleges)

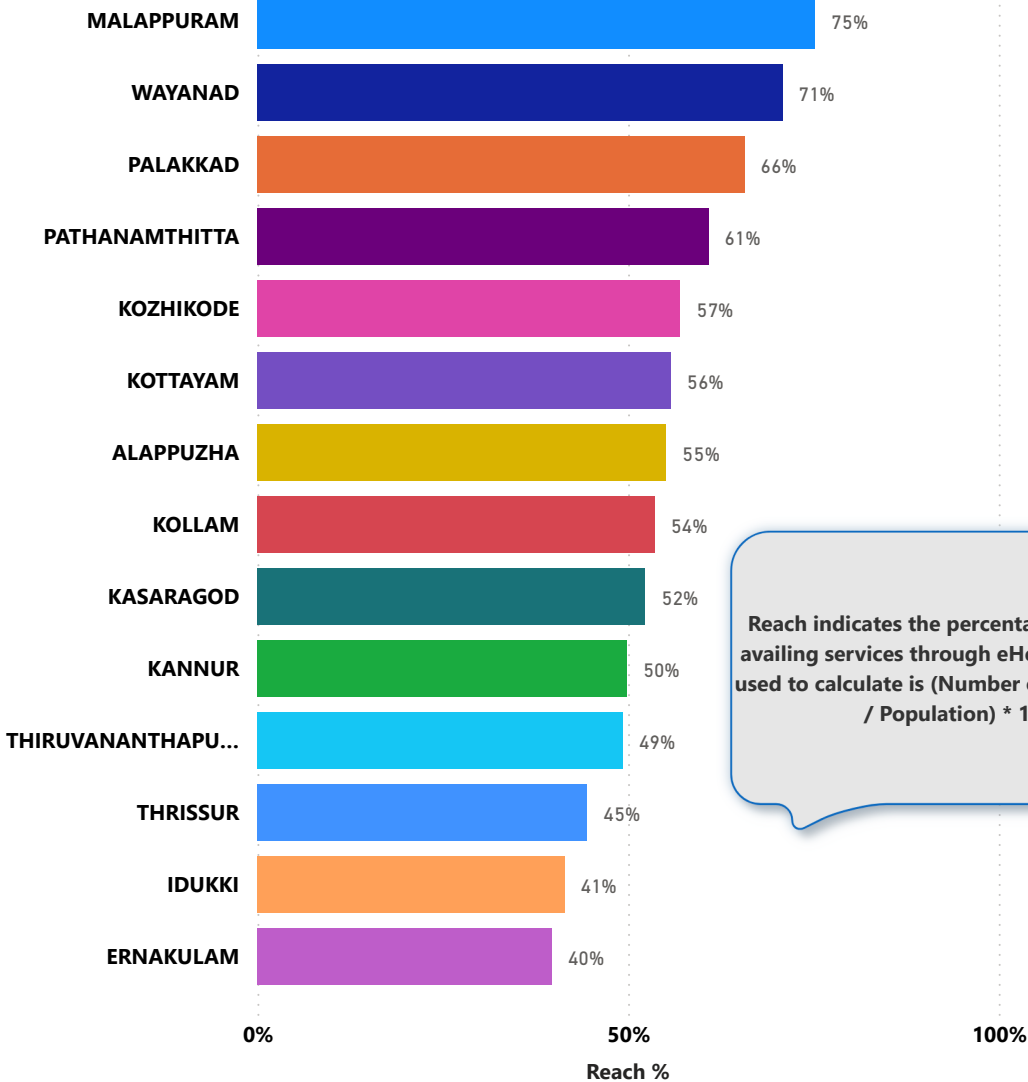
District-wise count of online appointments taken.



District-wise percentage of online appointments taken up on OP visits.



6. eHealth Performance - Reach



Reach indicates the percentage of population availing services through eHealth. The formula used to calculate is (Number of UHID registered / Population) * 100 %.