

1. eHealth Kerala - Vital Statistics

Hospital Type	Live Institutions
Family Health Centre	40
Urban Primary Health Centre	5
Taluk Hospital	4
Community Health Centre	3
Medical College Hospital	2
District Hospital	1
General Hospital	1
Specialty Hospital - Women Children	1
Taluk Headquarters Hospital	1
Total	58

2. eHealth - District Ranking Matrix Based on Performance of all Institutions (except Medical Colleges)

The ranking matrix showcases the performance of districts in providing eHealth services through all institutions (excluding Medical Colleges) based on six different parameters.

These parameters include:

1.

Number of institutions where the reception module has started.
2.

Percentage of UHID Visits.
3.

Percentage of Doctor Consultations.
4.

Percentage of Pharmacy Prescriptions by doctors.
5.

Percentage of lab orders through doctors.
6.

Number of Live Institutions.

Weightage is assigned to the percentages calculated in intervals of 10. The rank is determined based on the sum of these weightages.

The top-performing districts should aim to maintain their positions, while the average and low-performing districts should strive to reach the 'top four' league.

The ranking matrix for the current month, June 2024, along with the previous two months, is provided in the table below.

District	April	May	June
PALAKKAD	2	2	1
WAYANAD	1	1	1
IDUKKI	2	2	2
ALAPPUZHA	6	3	3
KANNUR	6	5	3
MALAPPURAM	6	4	3
THRISSUR	4	3	3
KOLLAM	3	4	4
PATHANAMTHITTA	4	6	5
KOTTAYAM	6	5	6
KOZHIKODE	6	7	6
KASARAGOD	5	9	7
THIRUVANANTHAPURAM	4	8	8
ERNAKULAM	7	10	9

- Best performing
- Average performing
- Low performing

3. eHealth - Institution Level Ranking (except Medical Colleges)

Hospital	Rank
FAMILY HEALTH CENTRE THIRUVAMBADI	1
FAMILY HEALTH CENTRE VADAKARA	1
FAMILY HEALTH CENTRE ARIKKULAM	2
FAMILY HEALTH CENTRE KAYANNA	2
FAMILY HEALTH CENTRE MOODADI	2
FAMILY HEALTH CENTRE AYANCHERY	3
FAMILY HEALTH CENTRE CHORODE	3
FAMILY HEALTH CENTRE IRINGAL KOTTAKKAL	3
FAMILY HEALTH CENTRE KAKKODI	3
FAMILY HEALTH CENTRE KUNNAMANGALAM	3
FAMILY HEALTH CENTRE RAMANATUKARA	3
URBAN PRIMARY HEALTH CENTRE KALLUNIRA	3
COMMUNITY HEALTH CENTRE THIRUVANGOOR	4
URBAN FAMILY HEALTH CENTRE KINASSERY	4
FAMILY HEALTH CENTRE ATHOLI	5
FAMILY HEALTH CENTRE MADAVOOR KOZHIKODE	5
FAMILY HEALTH CENTRE MANIYOOR	5
FAMILY HEALTH CENTRE NARIPATTA	5
FAMILY HEALTH CENTRE PURAMERY	5
URBAN FAMILY HEALTH CENTRE PAYYANAKKAL	5
FAMILY HEALTH CENTRE KOODARANJI	6
COMMUNITY HEALTH CENTRE MUKKAM	7
FAMILY HEALTH CENTRE CHENGOTTUKAVU	8
FAMILY HEALTH CENTRE KOTTUR	8
FAMILY HEALTH CENTRE NOCHAD	8
FAMILY HEALTH CENTRE PANANGAD	8
FAMILY HEALTH CENTRE AZHIYUR	9
URBAN FAMILY HEALTH CENTRE PAYYOLI	9
FAMILY HEALTH CENTRE MARUTHONKARA	10
FAMILY HEALTH CENTRE MEPPAYUR	11
FAMILY HEALTH CENTRE PUDUPPADI	11
FAMILY HEALTH CENTRE PUTHIYAPPA	11
FAMILY HEALTH CENTRE KAYAKKODY	12
FAMILY HEALTH CENTRE CHALIYAM	13
FAMILY HEALTH CENTRE BEYPORE	14

Hospital	Rank
FAMILY HEALTH CENTRE CHANGAROTH	25
FAMILY HEALTH CENTRE KARASSERY	25
FAMILY HEALTH CENTRE PERUVANNAMUZHI	25
WOMEN AND CHILDREN HOSPITAL KOZHIKODE	25
URBAN FAMILY HEALTH CENTRE FEROKE	24
TALUK HEADQUARTERS HOSPITAL KOYILANDY	23
TALUK HOSPITAL NADAPURAM	23
TALUK HOSPITAL FEROKE	22
DISTRICT HOSPITAL VADAKARA	21
FAMILY HEALTH CENTRE KODIYATHUR	21
FAMILY HEALTH CENTRE KODENCHERY	20
FAMILY HEALTH CENTRE MANGAD	20
COMMUNITY HEALTH CENTRE ULLIYERI	19
FAMILY HEALTH CENTRE ERAMANGALAM	19
FAMILY HEALTH CENTRE IRIVALLUR	19
TALUK HOSPITAL PERAMBRA	18
FAMILY HEALTH CENTRE PERUMANNA	17
GENERAL HOSPITAL KOZHIKODE	17
TALUK HOSPITAL KUTTIADI	16
FAMILY HEALTH CENTRE CHEKKIAD	15
FAMILY HEALTH CENTRE VANIMEL	15
FAMILY HEALTH CENTRE BEYPORE	14
FAMILY HEALTH CENTRE CHALIYAM	13
FAMILY HEALTH CENTRE KAYAKKODY	12
FAMILY HEALTH CENTRE MEPPAYUR	11
FAMILY HEALTH CENTRE PUDUPPADI	11
FAMILY HEALTH CENTRE PUTHIYAPPA	11
FAMILY HEALTH CENTRE MARUTHONKARA	10
FAMILY HEALTH CENTRE AZHIYUR	9
URBAN FAMILY HEALTH CENTRE PAYYOLI	9
FAMILY HEALTH CENTRE CHENGOTTUKAVU	8
FAMILY HEALTH CENTRE KOTTUR	8
FAMILY HEALTH CENTRE NOCHAD	8
FAMILY HEALTH CENTRE PANANGAD	8
COMMUNITY HEALTH CENTRE MUKKAM	7
FAMILY HEALTH CENTRE KOODARANJI	6

3.1 eHealth Performance - Reception Module

Reception Module is considered to be functional in an institution only if the number of total visits for the month is of minimum 500.

District	Institution Count	Institutions with Reception	% of institutions with Reception
IDUKKI	20	20	100.00%
KOLLAM	30	30	100.00%
PATHANAMTHITTA	19	19	100.00%
WAYANAD	17	17	100.00%
PALAKKAD	44	43	97.73%
KOTTAYAM	31	30	96.77%
MALAPPURAM	53	51	96.23%
KANNUR	41	39	95.12%
THIRUVANANTHAPURAM	100	95	95.00%
ALAPPUZHA	31	29	93.55%
THRISSUR	69	64	92.75%
KOZHIKODE	56	51	91.07%
KASARAGOD	23	20	86.96%
ERNAKULAM	59	48	81.36%

Hospital Name

WOMEN AND CHILDREN HOSPITAL KOZHIKODE

URBAN FAMILY HEALTH CENTRE FEROKE

FAMILY HEALTH CENTRE PERUVANNAMUZHI

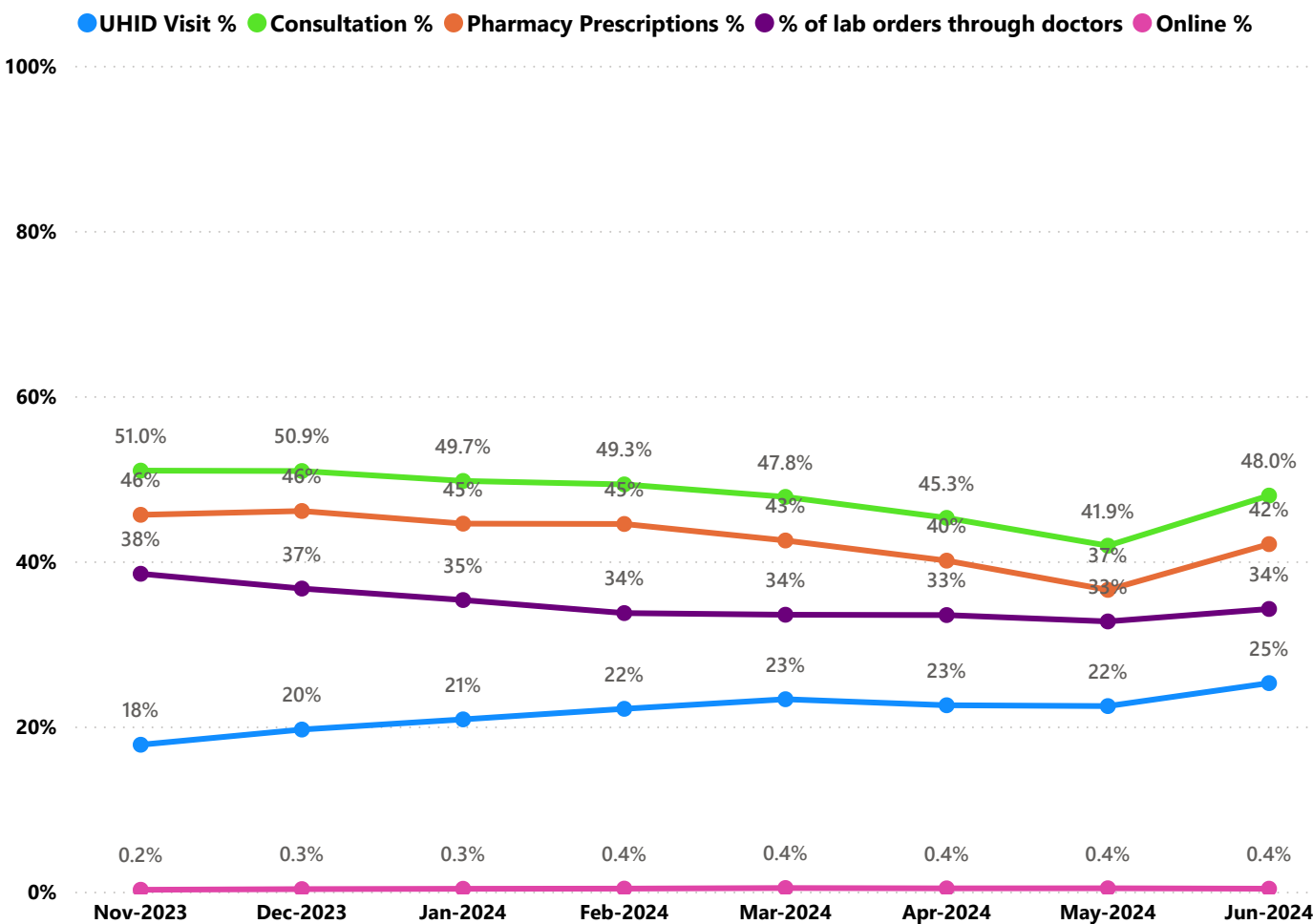
FAMILY HEALTH CENTRE KARASSERY

FAMILY HEALTH CENTRE CHANGAROTH

Institutions where the reception module is either not started or not using



## 3.2 e-Health Performance Trend



- UHID Visit % is calculated as  $(UHID\ Visits / Total\ Visit) * 100$
- Consultation % is calculated as  $(Doctor\ Consultation / OP\ Visits) * 100$
- Pharmacy % is calculated as  $(Pharmacy\ Prescriptions / Total\ OP\ Visits) * 100$
- Lab % is calculated as  $(Lab\ orders\ given\ by\ doctors / Total\ Lab\ Orders) * 100$
- Online % is calculated as  $(Online\ appointments\ via\ web\ portal / Total\ OP\ Visits) * 100$

3.3 e-Health Performance Indicators

Hospital	UHID Visit %	Consultation %	Pharmacy Prescriptions %	% of Lab Orders given by Doctors
FAMILY HEALTH CENTRE THIRUVAMBADI	57.28%	98.21%	91.30%	71.86%
FAMILY HEALTH CENTRE VADAKARA	45.46%	98.59%	92.73%	80.72%
FAMILY HEALTH CENTRE ARIKKULAM	42.14%	99.38%	91.08%	71.60%
FAMILY HEALTH CENTRE KAYANNA	32.24%	93.70%	88.92%	90.76%
FAMILY HEALTH CENTRE MOODADI	52.18%	98.95%	91.56%	65.17%
FAMILY HEALTH CENTRE AYANCHERY	45.15%	93.28%	90.31%	61.68%
FAMILY HEALTH CENTRE CHORODE	65.13%	95.53%	93.05%	43.80%
FAMILY HEALTH CENTRE IRINGAL KOTTAKKAL	28.46%	99.87%	89.72%	99.66%
FAMILY HEALTH CENTRE KAKKODI	39.28%	94.59%	91.02%	73.67%
FAMILY HEALTH CENTRE KUNNAMANGALAM	25.00%	99.87%	89.12%	100.00%
FAMILY HEALTH CENTRE RAMANATUKARA	25.75%	99.29%	92.12%	82.18%
URBAN PRIMARY HEALTH CENTRE KALLUNIRA	57.32%	93.72%	92.33%	50.46%
COMMUNITY HEALTH CENTRE THIRUVANGOOR	42.75%	96.05%	88.44%	62.65%
URBAN FAMILY HEALTH CENTRE KINASSERY	14.38%	95.48%	88.46%	100.00%
FAMILY HEALTH CENTRE ATHOLI	43.85%	97.66%	92.96%	43.38%
FAMILY HEALTH CENTRE MADAVOOR KOZHIKODE	44.17%	99.85%	95.54%	44.59%
FAMILY HEALTH CENTRE MANIYOOR	28.16%	96.35%	93.54%	67.65%
FAMILY HEALTH CENTRE NARIPATTA	54.99%	93.93%	91.12%	34.71%
FAMILY HEALTH CENTRE PURAMERY	56.63%	93.39%	90.26%	39.68%
URBAN FAMILY HEALTH CENTRE PAYYANAKKAL	36.44%	96.05%	88.25%	64.62%
FAMILY HEALTH CENTRE KOODARANJI	32.68%	99.42%	91.47%	46.42%
COMMUNITY HEALTH CENTRE MUKKAM	17.80%	97.25%	80.34%	62.50%
FAMILY HEALTH CENTRE CHENGOTTUKAVU	40.36%	99.25%	100.00%	15.03%
FAMILY HEALTH CENTRE KOTTUR	61.50%	68.98%	61.48%	51.85%
FAMILY HEALTH CENTRE NOCHAD	39.90%	97.53%	91.20%	21.57%
FAMILY HEALTH CENTRE PANANGAD	47.97%	85.97%	83.89%	30.54%
FAMILY HEALTH CENTRE AZHIYUR	22.68%	89.61%	86.84%	46.45%
URBAN FAMILY HEALTH CENTRE PAYYOLI	38.70%	91.79%	85.07%	28.01%
FAMILY HEALTH CENTRE MARUTHONKARA	32.91%	87.83%	84.99%	1.15%
FAMILY HEALTH CENTRE MEPPAYUR	39.26%	73.59%	63.87%	21.74%
FAMILY HEALTH CENTRE PUDUPPADI	25.54%	87.64%	58.68%	38.12%
FAMILY HEALTH CENTRE PUTHIYAPPA	3.59%	86.18%	59.95%	59.19%
FAMILY HEALTH CENTRE KAYAKKODY	40.07%	52.28%	48.91%	46.63%
FAMILY HEALTH CENTRE CHALIYAM	5.11%	85.17%	57.03%	35.78%
FAMILY HEALTH CENTRE BEYPORE	32.03%	22.98%	19.66%	94.04%
FAMILY HEALTH CENTRE CHEKKIAD	6.79%	56.50%	53.33%	25.75%
FAMILY HEALTH CENTRE VANIMEL	22.58%	73.77%	4.68%	36.90%
TALUK HOSPITAL KUTTIADI	8.41%	59.03%	52.70%	2.51%
FAMILY HEALTH CENTRE PERUMANNA	9.37%	0.03%	0.03%	100.00%
GENERAL HOSPITAL KOZHIKODE	9.53%	0.57%	0.00%	100.00%
TALUK HOSPITAL PERAMBRA	5.41%	39.72%	30.65%	25.83%
COMMUNITY HEALTH CENTRE ULLIYERI	45.15%	0.00%	0.00%	0.00%

3.3 e-Health Performance Indicators

Hospital	UHID Visit %	Consultation %	Pharmacy Prescriptions %	% of Lab Orders given by Doctors
WOMEN AND CHILDREN HOSPITAL KOZHIKODE	0.00%	0.00%	0.00%	0.00%
FAMILY HEALTH CENTRE PERUVANNAMUZHI	0.00%	0.00%	0.00%	0.00%
FAMILY HEALTH CENTRE KARASSERY	0.00%	0.00%	0.00%	0.00%
FAMILY HEALTH CENTRE CHANGAROTH	0.00%	0.00%	0.00%	0.00%
URBAN FAMILY HEALTH CENTRE FEROKE	17.75%	0.56%	0.28%	0.00%
TALUK HOSPITAL NADAPURAM	1.29%	0.00%	0.00%	0.00%
TALUK HEADQUARTERS HOSPITAL KOYILANDY	9.61%	0.00%	0.00%	0.00%
TALUK HOSPITAL FEROKE	12.55%	0.00%	0.00%	0.00%
FAMILY HEALTH CENTRE KODIYATHUR	25.80%	0.08%	0.00%	0.00%
DISTRICT HOSPITAL VADAKARA	26.13%	6.44%	1.98%	3.44%
FAMILY HEALTH CENTRE MANGAD	38.92%	0.00%	0.00%	0.00%
FAMILY HEALTH CENTRE KODENCHERY	31.09%	0.00%	0.00%	0.00%
FAMILY HEALTH CENTRE IRIVALLUR	42.83%	0.00%	0.00%	0.00%
FAMILY HEALTH CENTRE ERAMANGALAM	44.37%	3.98%	3.75%	0.00%
COMMUNITY HEALTH CENTRE ULLIYERI	45.15%	0.00%	0.00%	0.00%
TALUK HOSPITAL PERAMBRA	5.41%	39.72%	30.65%	25.83%
GENERAL HOSPITAL KOZHIKODE	9.53%	0.57%	0.00%	100.00%
FAMILY HEALTH CENTRE PERUMANNA	9.37%	0.03%	0.03%	100.00%
TALUK HOSPITAL KUTTIADI	8.41%	59.03%	52.70%	2.51%
FAMILY HEALTH CENTRE VANIMEL	22.58%	73.77%	4.68%	36.90%
FAMILY HEALTH CENTRE CHEKKIAD	6.79%	56.50%	53.33%	25.75%
FAMILY HEALTH CENTRE BEYPORE	32.03%	22.98%	19.66%	94.04%
FAMILY HEALTH CENTRE CHALIYAM	5.11%	85.17%	57.03%	35.78%
FAMILY HEALTH CENTRE KAYAKKODY	40.07%	52.28%	48.91%	46.63%
FAMILY HEALTH CENTRE PUTHIYAPPA	3.59%	86.18%	59.95%	59.19%
FAMILY HEALTH CENTRE PUDUPPADI	25.54%	87.64%	58.68%	38.12%
FAMILY HEALTH CENTRE MEPPAYUR	39.26%	73.59%	63.87%	21.74%
FAMILY HEALTH CENTRE MARUTHONKARA	32.91%	87.83%	84.99%	1.15%
URBAN FAMILY HEALTH CENTRE PAYYOLI	38.70%	91.79%	85.07%	28.01%
FAMILY HEALTH CENTRE AZHIYUR	22.68%	89.61%	86.84%	46.45%
FAMILY HEALTH CENTRE PANANGAD	47.97%	85.97%	83.89%	30.54%
FAMILY HEALTH CENTRE NOCHAD	39.90%	97.53%	91.20%	21.57%
FAMILY HEALTH CENTRE KOTTUR	61.50%	68.98%	61.48%	51.85%
FAMILY HEALTH CENTRE CHENGOTTUKAVU	40.36%	99.25%	100.00%	15.03%
COMMUNITY HEALTH CENTRE MUKKAM	17.80%	97.25%	80.34%	62.50%
FAMILY HEALTH CENTRE KODARANJI	32.68%	99.42%	91.47%	46.42%
URBAN FAMILY HEALTH CENTRE PAYYANAKKAL	36.44%	96.05%	88.25%	64.62%

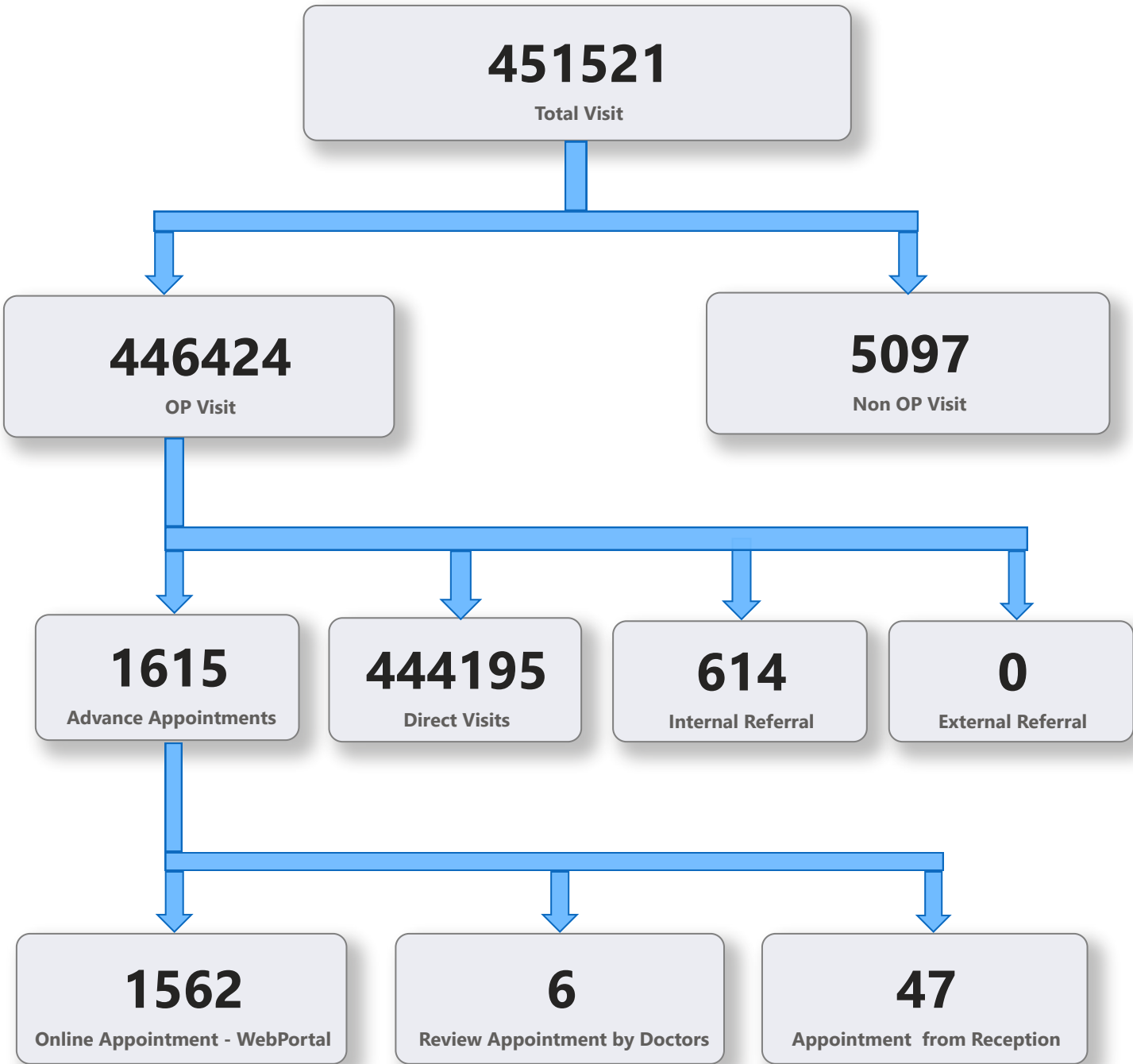
4. Status of Modules Usage in Hospitals

District wise status of live institutions and the count of various modules [Reception, OP Consultation, Lab, Pharmacy] started / functional. This list excludes Medical College Hospitals, CCRC and PH Labs.

District	Live Institutions	Reception	Consultation	Pharmacy	Lab
THIRUVANANTHAPURAM	100	97 (97%)	88 (88%)	76 (76%)	81 (81%)
THRISSUR	69	64 (93%)	62 (90%)	54 (78%)	54 (78%)
ERNAKULAM	58	48 (83%)	34 (59%)	24 (41%)	25 (43%)
KOZHIKODE	56	51 (91%)	40 (71%)	39 (70%)	43 (77%)
MALAPPURAM	53	51 (96%)	50 (94%)	41 (77%)	44 (83%)
PALAKKAD	44	43 (98%)	41 (93%)	36 (82%)	38 (86%)
KANNUR	41	39 (95%)	37 (90%)	33 (80%)	32 (78%)
ALAPPUZHA	31	29 (94%)	29 (94%)	29 (94%)	28 (90%)
KOTTAYAM	31	30 (97%)	30 (97%)	30 (97%)	25 (81%)
KOLLAM	30	30 (100%)	30 (100%)	30 (100%)	28 (93%)
KASARAGOD	23	20 (87%)	19 (83%)	19 (83%)	16 (70%)
IDUKKI	20	20 (100%)	19 (95%)	18 (90%)	16 (80%)
PATHANAMTHITTA	19	19 (100%)	18 (95%)	18 (95%)	17 (89%)
WAYANAD	17	17 (100%)	17 (100%)	17 (100%)	16 (94%)
Total	592	558 (94%)	514 (87%)	464 (78%)	463 (78%)

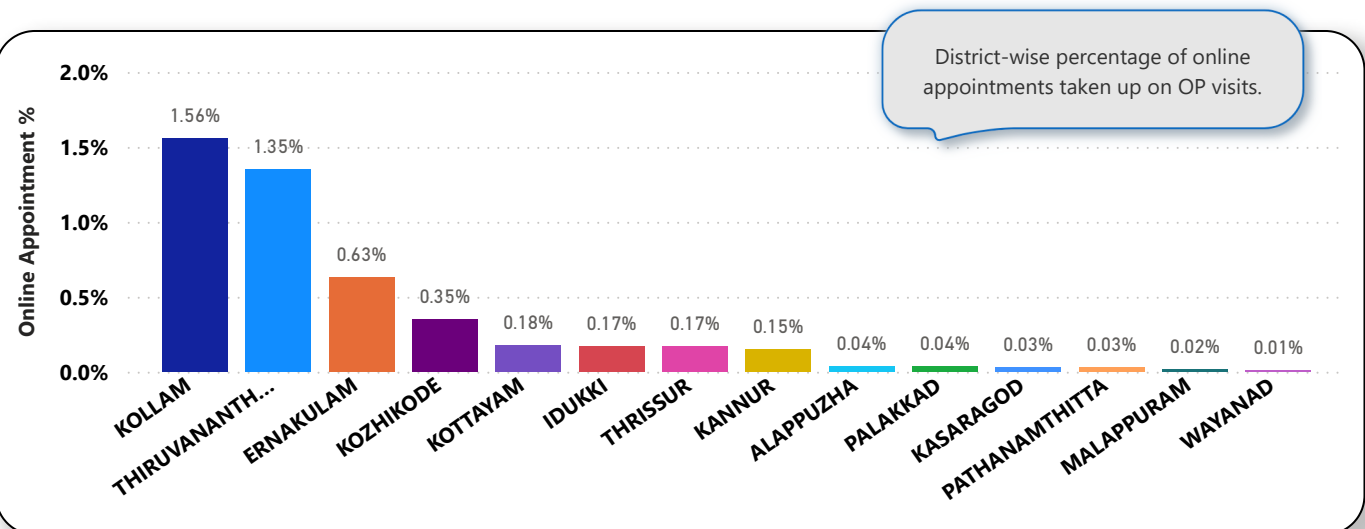
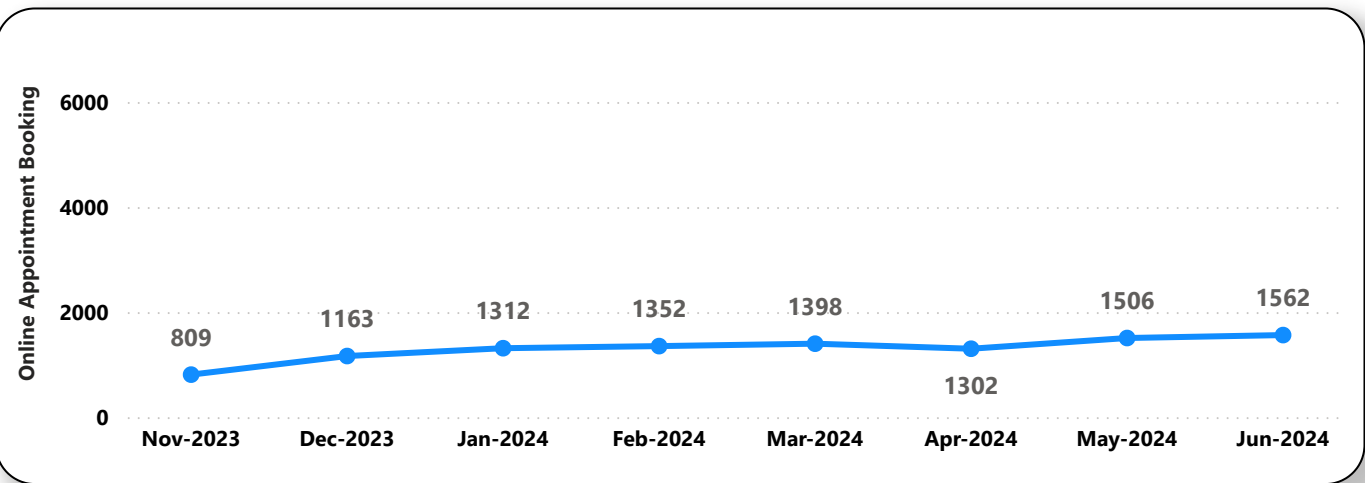
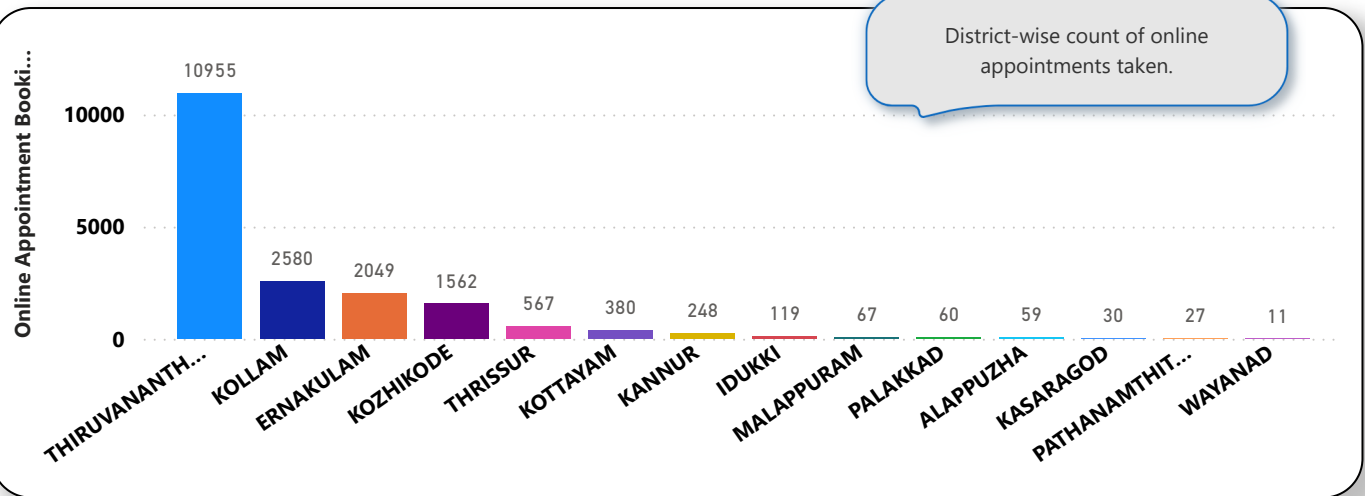


5. Appointment Booking in Hospitals (except Medical Colleges)





5. 1 Online Appointment Booking in Hospitals (except Medical Colleges)



6. eHealth Performance - Reach

