

1. eHealth Kerala - Vital Statistics

Hospital Type	Live Institutions
Family Health Centre	18
Urban Primary Health Centre	2
District Hospital	1
General Hospital	1
Specialty Hospital - Women Children	1
Total	23

2. eHealth - District Ranking Matrix Based on Performance of all Institutions (except Medical Colleges)

The ranking matrix showcases the performance of districts in providing eHealth services through all institutions (excluding Medical Colleges) based on six different parameters.

These parameters include:

1.

Number of institutions where the reception module has started.
2.

Percentage of UHID Visits.
3.

Percentage of Doctor Consultations.
4.

Percentage of Pharmacy Prescriptions by doctors.
5.

Percentage of lab orders through doctors.
6.

Number of Live Institutions.

Weightage is assigned to the percentages calculated in intervals of 10. The rank is determined based on the sum of these weightages.

The top-performing districts should aim to maintain their positions, while the average and low-performing districts should strive to reach the 'top four' league.

The ranking matrix for the current month, June 2024, along with the previous two months, is provided in the table below.

District	April	May	June
PALAKKAD	2	2	1
WAYANAD	1	1	1
IDUKKI	2	2	2
ALAPPUZHA	6	3	3
KANNUR	6	5	3
MALAPPURAM	6	4	3
THRISSUR	4	3	3
KOLLAM	3	4	4
PATHANAMTHITTA	4	6	5
KOTTAYAM	6	5	6
KOZHIKODE	6	7	6
KASARAGOD	5	9	7
THIRUVANANTHAPURAM	4	8	8
ERNAKULAM	7	10	9

- Best performing
- Average performing
- Low performing

3. eHealth - Institution Level Ranking (except Medical Colleges)

Hospital	Rank
FAMILY HEALTH CENTRE KUMBADAJE	1
FAMILY HEALTH CENTRE ENNAPPARA	2
FAMILY HEALTH CENTRE MADIKAI	3
FAMILY HEALTH CENTRE BELLUR	4
FAMILY HEALTH CENTRE ANANDASRAM	5
URBAN PRIMARY HEALTH CENTRE NILESHWARAM	5
URBAN PRIMARY HEALTH CENTRE PULLIKUNNU	5
FAMILY HEALTH CENTRE NARKILAKKAD	6
FAMILY HEALTH CENTRE KAYYUR	7
FAMILY HEALTH CENTRE PALLIKKARE	7
FAMILY HEALTH CENTRE UDUMBANTHALA	7
WOMEN AND CHILDREN GOVERMENT HOSPITAL KANHANGAD	7
FAMILY HEALTH CENTRE MULLERIYA	8
FAMILY HEALTH CENTRE KARINDALAM	9
FAMILY HEALTH CENTRE VALIYAPARAMABA	9
FAMILY HEALTH CENTRE AJANUR	10
FAMILY HEALTH CENTRE UDMA	11
FAMILY HEALTH CENTRE PERLA	12
FAMILY HEALTH CENTRE CHATTANCHAL	13
GENERAL HOSPITAL KASARAGOD	14
FAMILY HEALTH CENTRE MOGRALPUTHUR	15
DISTRICT HOSPITAL KANHANGAD	16
FAMILY HEALTH CENTRE PANATHUR	17

3.1 eHealth Performance - Reception Module

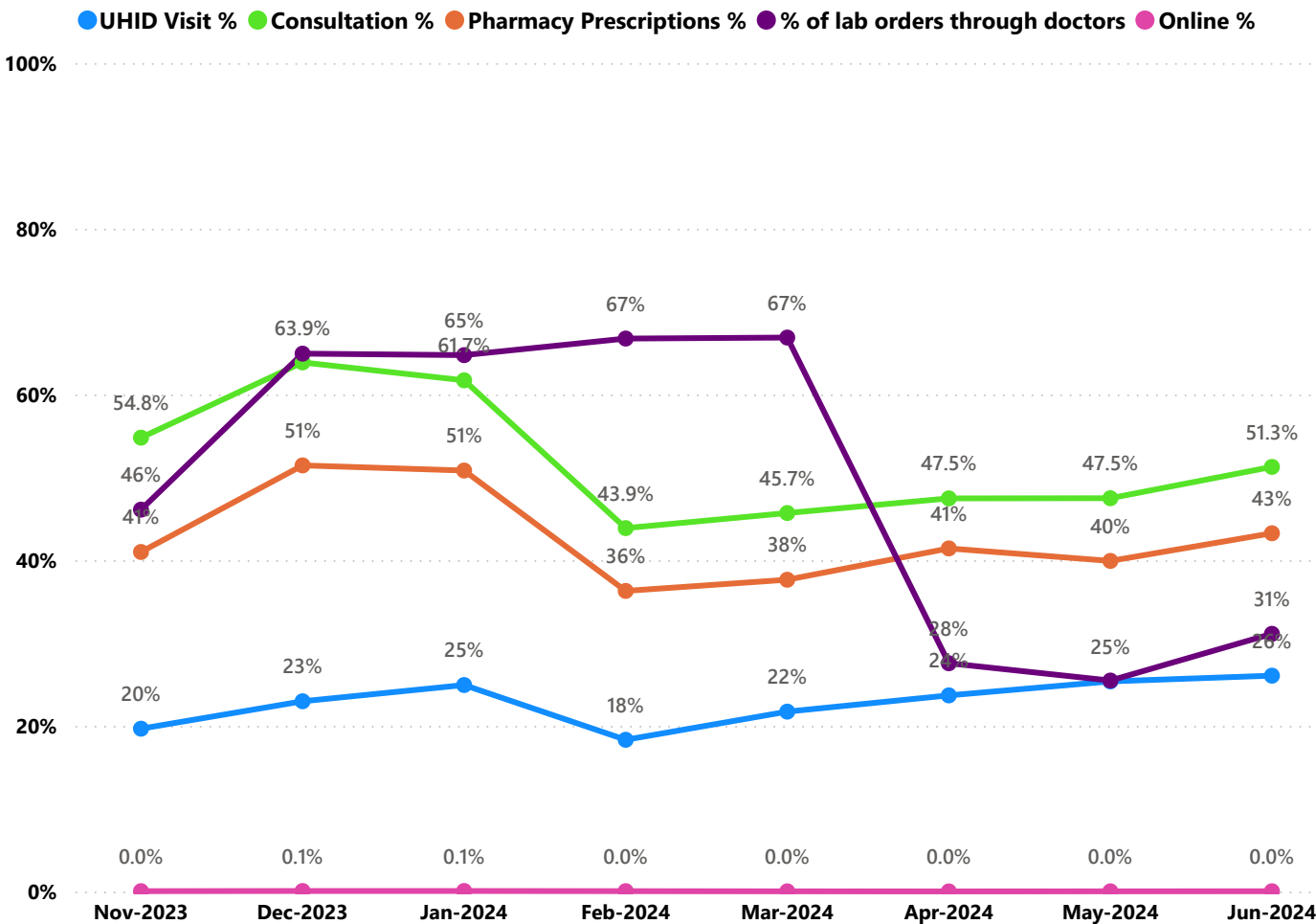
Reception Module is considered to be functional in an institution only if the number of total visits for the month is of minimum 500.

District	Institution Count	Institutions with Reception	% of institutions with Reception
IDUKKI	20	20	100.00%
KOLLAM	30	30	100.00%
PATHANAMTHITTA	19	19	100.00%
WAYANAD	17	17	100.00%
PALAKKAD	44	43	97.73%
THIRUVANANTHAPURAM	100	97	97.00%
KOTTAYAM	31	30	96.77%
MALAPPURAM	53	51	96.23%
KANNUR	41	39	95.12%
ALAPPUZHA	31	29	93.55%
THRISSUR	69	64	92.75%
KOZHIKODE	56	51	91.07%
KASARAGOD	23	20	86.96%
ERNAKULAM	59	48	81.36%

Hospital Name
FAMILY HEALTH CENTRE VALIYAPARAMABA
FAMILY HEALTH CENTRE PANATHUR
DISTRICT HOSPITAL KANHANGAD

Institutions where the reception module is either not started or not using

3.2 e-Health Performance Trend



- UHID Visit % is calculated as $(UHID\ Visits / Total\ Visit) * 100$
- Consultation % is calculated as $(Doctor\ Consultation / OP\ Visits) * 100$
- Pharmacy % is calculated as $(Pharmacy\ Prescriptions / Total\ OP\ Visits) * 100$
- Lab % is calculated as $(Lab\ orders\ given\ by\ doctors / Total\ Lab\ Orders) * 100$
- Online % is calculated as $(Online\ appointments\ via\ web\ portal / Total\ OP\ Visits) * 100$

3.3 e-Health Performance Indicators

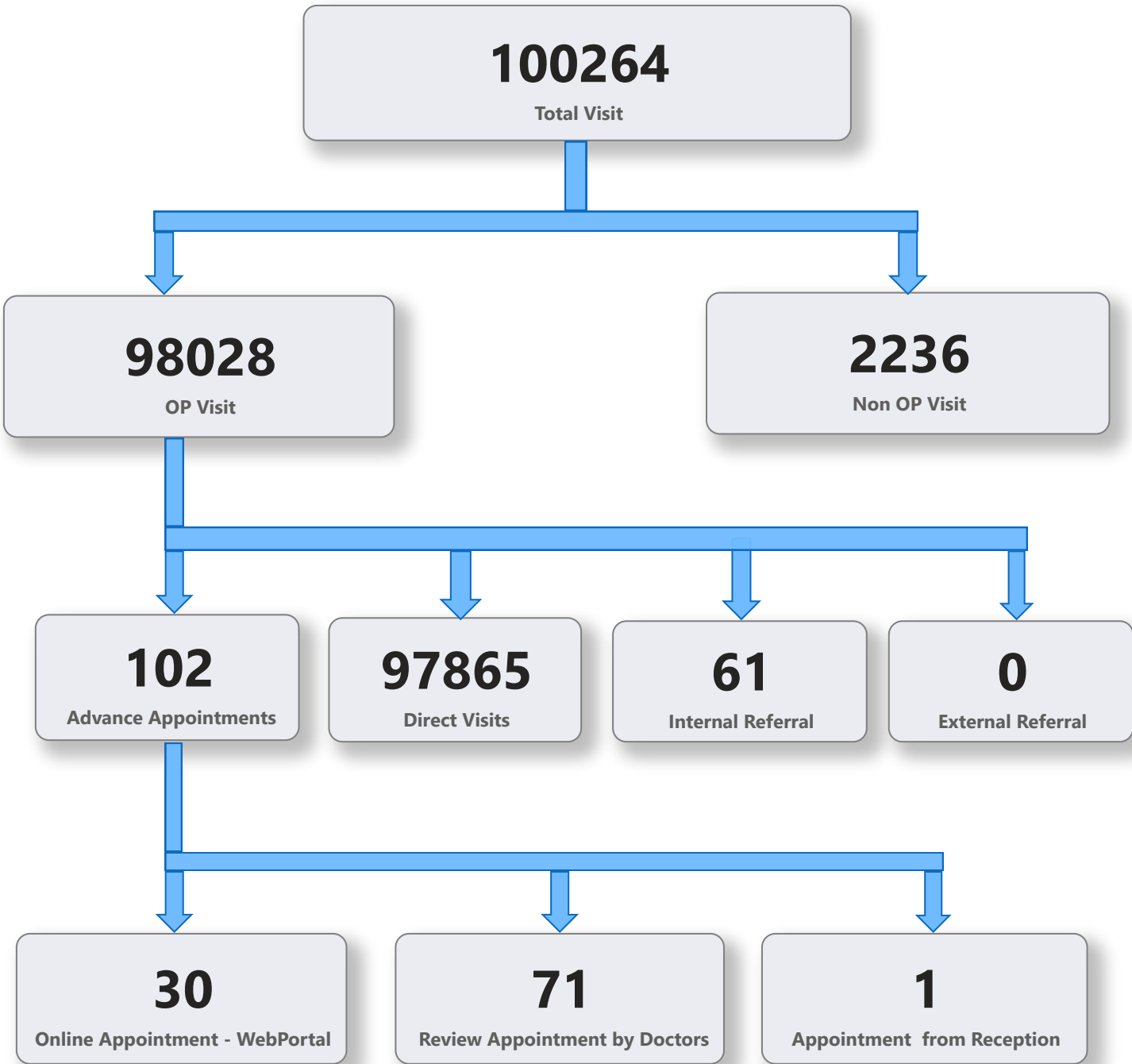
Hospital	UHID Visit %	Consultation %	Pharmacy Prescriptions %	% of Lab Orders given by Doctors
FAMILY HEALTH CENTRE KUMBADAJE	71.28%	99.27%	99.06%	100.00%
FAMILY HEALTH CENTRE ENNAPPARA	76.19%	91.83%	88.44%	97.53%
FAMILY HEALTH CENTRE MADIKAI	78.60%	99.01%	88.95%	65.52%
FAMILY HEALTH CENTRE BELLUR	83.68%	92.24%	77.40%	45.07%
FAMILY HEALTH CENTRE ANANDASRAM	32.43%	95.06%	83.92%	71.45%
URBAN PRIMARY HEALTH CENTRE NILESHWARAM	44.49%	89.79%	100.00%	64.52%
URBAN PRIMARY HEALTH CENTRE PULLIKUNNU	27.01%	92.13%	78.90%	100.00%
FAMILY HEALTH CENTRE NARKILAKKAD	57.27%	62.93%	63.07%	100.00%
FAMILY HEALTH CENTRE KAYYUR	55.21%	89.57%	80.79%	45.47%
FAMILY HEALTH CENTRE PALLIKKARE	27.48%	87.26%	84.17%	74.37%
FAMILY HEALTH CENTRE UDUMBANTHALA	29.61%	99.90%	87.19%	64.50%
WOMEN AND CHILDREN GOVERMENT HOSPITAL KANHANGAD	17.63%	98.07%	88.44%	78.52%
FAMILY HEALTH CENTRE MULLERIYA	29.20%	89.75%	54.47%	100.00%
FAMILY HEALTH CENTRE KARINDALAM	45.16%	34.58%	30.72%	100.00%
FAMILY HEALTH CENTRE VALIYAPARAMABA	25.56%	91.73%	94.74%	100.00%
FAMILY HEALTH CENTRE AJANUR	38.55%	25.48%	23.06%	100.00%
FAMILY HEALTH CENTRE UDMA	23.53%	38.73%	13.15%	100.00%
FAMILY HEALTH CENTRE PERLA	31.13%	26.51%	23.19%	33.72%
FAMILY HEALTH CENTRE CHATTANCHAL	9.45%	17.04%	13.43%	23.81%
GENERAL HOSPITAL KASARAGOD	2.83%	18.11%	13.54%	4.17%
FAMILY HEALTH CENTRE MOGRALPUTHUR	13.60%	6.41%	6.19%	0.00%
DISTRICT HOSPITAL KANHANGAD	15.38%	0.00%	0.00%	0.00%
FAMILY HEALTH CENTRE PANATHUR	0.00%	0.00%	0.00%	0.00%

4. Status of Modules Usage in Hospitals

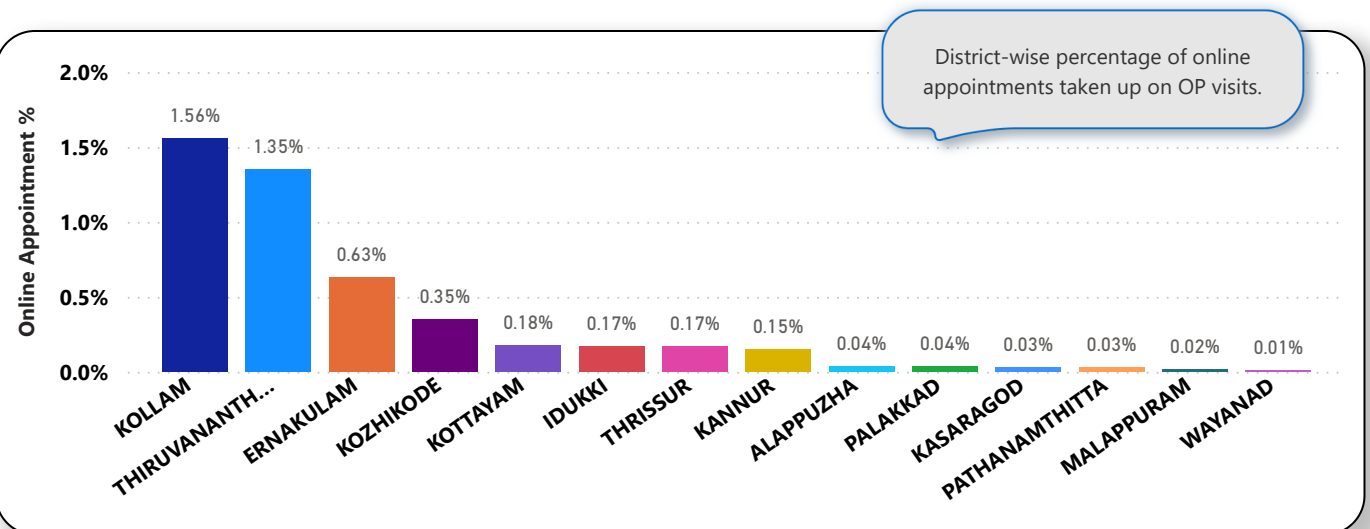
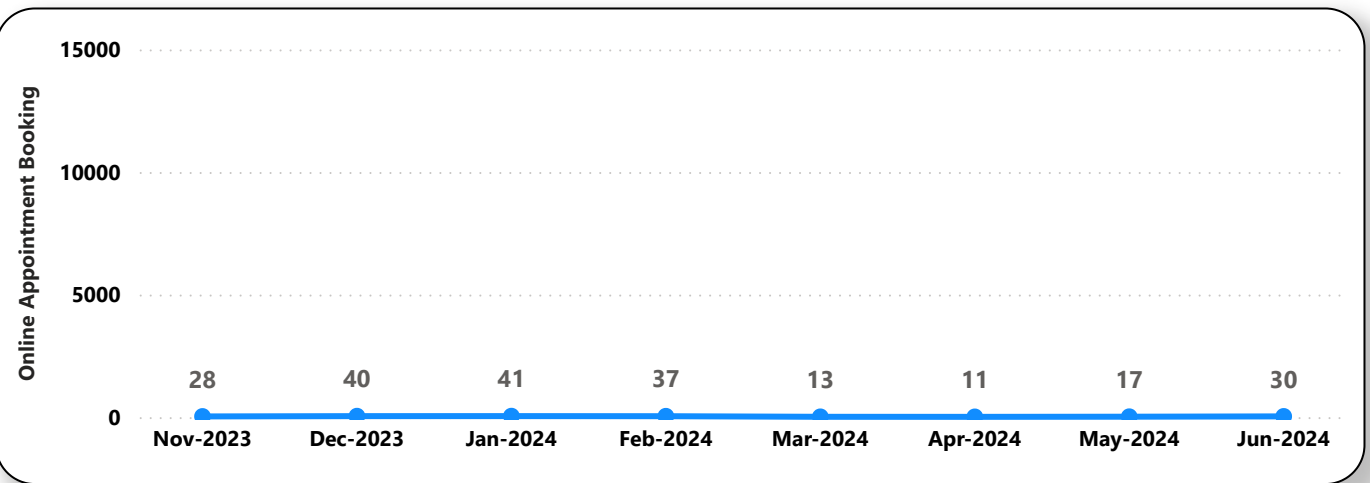
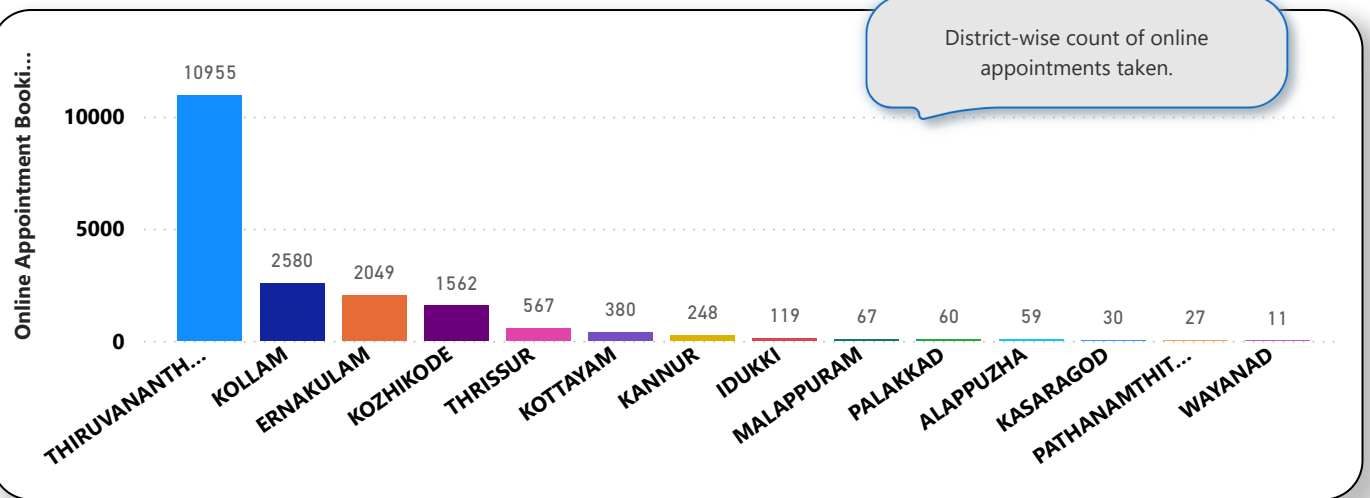
District wise status of live institutions and the count of various modules [Reception, OP Consultation, Lab, Pharmacy] started / functional. This list excludes Medical College Hospitals, CCRC and PH Labs.

District	Live Institutions	Reception	Consultation	Pharmacy	Lab
THIRUVANANTHAPURAM	100	97 (97%)	88 (88%)	76 (76%)	81 (81%)
THRISSUR	69	64 (93%)	62 (90%)	54 (78%)	54 (78%)
ERNAKULAM	58	48 (83%)	34 (59%)	24 (41%)	25 (43%)
KOZHIKODE	56	51 (91%)	40 (71%)	39 (70%)	43 (77%)
MALAPPURAM	53	51 (96%)	50 (94%)	41 (77%)	44 (83%)
PALAKKAD	44	43 (98%)	41 (93%)	36 (82%)	38 (86%)
KANNUR	41	39 (95%)	37 (90%)	33 (80%)	32 (78%)
ALAPPUZHA	31	29 (94%)	29 (94%)	29 (94%)	28 (90%)
KOTTAYAM	31	30 (97%)	30 (97%)	30 (97%)	25 (81%)
KOLLAM	30	30 (100%)	30 (100%)	30 (100%)	28 (93%)
KASARAGOD	23	20 (87%)	19 (83%)	19 (83%)	16 (70%)
IDUKKI	20	20 (100%)	19 (95%)	18 (90%)	16 (80%)
PATHANAMTHITTA	19	19 (100%)	18 (95%)	18 (95%)	17 (89%)
WAYANAD	17	17 (100%)	17 (100%)	17 (100%)	16 (94%)
Total	592	558 (94%)	514 (87%)	464 (78%)	463 (78%)

5. Appointment Booking in Hospitals (except Medical Colleges)



5. 1 Online Appointment Booking in Hospitals (except Medical Colleges)



6. eHealth Performance - Reach

