

1. eHealth Kerala - Vital Statistics

Hospital Type	Live Institutions
Family Health Centre	25
General Hospital	3
Community Health Centre	1
Medical College Hospital	1
Taluk Headquarters Hospital	1
Urban Primary Health Centre	1
Total	32

2. eHealth - District Ranking Matrix Based on Performance of all Institutions (except Medical Colleges)

The ranking matrix showcases the performance of districts in providing eHealth services through all institutions (excluding Medical Colleges) based on six different parameters.

These parameters include:

1.

Number of institutions where the reception module has started.
2.

Percentage of UHID Visits.
3.

Percentage of Doctor Consultations.
4.

Percentage of Pharmacy Prescriptions by doctors.
5.

Percentage of lab orders through doctors.
6.

Number of Live Institutions.

Weightage is assigned to the percentages calculated in intervals of 10. The rank is determined based on the sum of these weightages.

The top-performing districts should aim to maintain their positions, while the average and low-performing districts should strive to reach the 'top four' league.

The ranking matrix for the current month, June 2024, along with the previous two months, is provided in the table below.

District	April	May	June
PALAKKAD	2	2	1
WAYANAD	1	1	1
IDUKKI	2	2	2
ALAPPUZHA	6	3	3
KANNUR	6	5	3
MALAPPURAM	6	4	3
THRISSUR	4	3	3
KOLLAM	3	4	4
PATHANAMTHITTA	4	6	5
KOTTAYAM	6	5	6
KOZHIKODE	6	7	6
KASARAGOD	5	9	7
THIRUVANANTHAPURAM	4	8	8
ERNAKULAM	7	10	9

- Best performing
- Average performing
- Low performing

3. eHealth - Institution Level Ranking (except Medical Colleges)

Hospital	Rank
FAMILY HEALTH CENTRE MEENACHIL	1
FAMILY HEALTH CENTRE VAZHOOR	1
FAMILY HEALTH CENTRE BRAHMAMANGALAM	2
FAMILY HEALTH CENTRE MOONNILAVU	2
FAMILY HEALTH CENTRE MUTHOLY	2
FAMILY HEALTH CENTRE KADUTHURUTHY	3
FAMILY HEALTH CENTRE MARAVANTHURUTHU	3
FAMILY HEALTH CENTRE PAIPPAD	3
FAMILY HEALTH CENTRE VELLAVOOR	3
FAMILY HEALTH CENTRE KURUPPANTHARA	4
FAMILY HEALTH CENTRE MANARCAD	4
FAMILY HEALTH CENTRE PANACHIKKADU	4
FAMILY HEALTH CENTRE PARAMPUZHA	4
FAMILY HEALTH CENTRE UDAYANAPURAM	4
URBAN PRIMARY HEALTH CENTRE PERUNNA	4
FAMILY HEALTH CENTRE MARANGATTUPALLY	5
FAMILY HEALTH CENTRE NATTAKOM	6
FAMILY HEALTH CENTRE VELLOOR	7
FAMILY HEALTH CENTRE KALLARA	8
FAMILY HEALTH CENTRE MADAPPALLY	8
COMMUNITY HEALTH CENTRE RAMAPURAM	9
FAMILY HEALTH CENTRE VELIYANNOOR	10
FAMILY HEALTH CENTRE POONJAR	11
FAMILY HEALTH CENTRE THOTTACKAD	12
FAMILY HEALTH CENTRE ERATTUPETTA	13
TALUK HEADQUARTERS HOSPITAL PAMPADY	14
KM MANI MEMORIAL GOVT GENERAL HOSPITAL PALA	15
COMMUNITY HEALTH CENTRE MUNDAKAYAM	16
GENERAL HOSPITAL KANJIRAPALLY	17
GENERAL HOSPITAL KOTTAYAM	18
FAMILY HEALTH CENTRE MEENADOM	19

3.1 eHealth Performance - Reception Module

Reception Module is considered to be functional in an institution only if the number of total visits for the month is of minimum 500.

District	Institution Count	Institutions with Reception	% of institutions with Reception
IDUKKI	20	20	100.00%
KOLLAM	30	30	100.00%
PATHANAMTHITTA	19	19	100.00%
WAYANAD	17	17	100.00%
PALAKKAD	44	43	97.73%
THIRUVANANTHAPURAM	100	97	97.00%
KOTTAYAM	31	30	96.77%
MALAPPURAM	53	51	96.23%
KANNUR	41	39	95.12%
ALAPPUZHA	31	29	93.55%
THRISSUR	69	64	92.75%
KOZHIKODE	56	51	91.07%
KASARAGOD	23	20	86.96%
ERNAKULAM	59	48	81.36%

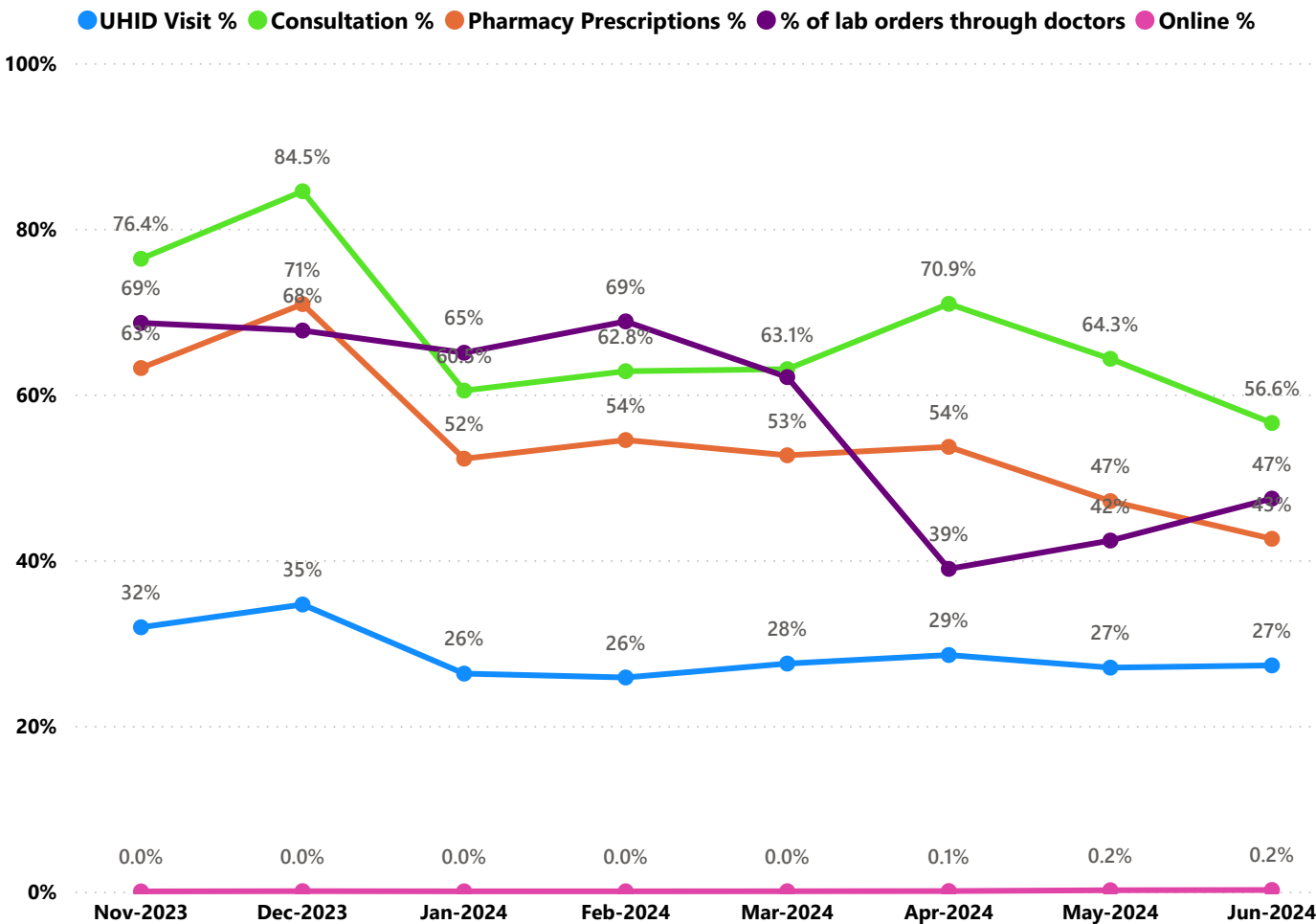
Hospital Name

FAMILY HEALTH CENTRE MEENADOM

Institutions where the reception module is either not started or not using



3.2 e-Health Performance Trend



- UHID Visit % is calculated as  $(UHID\ Visits / Total\ Visit) * 100$
- Consultation % is calculated as  $(Doctor\ Consultation / OP\ Visits) * 100$
- Pharmacy % is calculated as  $(Pharmacy\ Prescriptions / Total\ OP\ Visits) * 100$
- Lab % is calculated as  $(Lab\ orders\ given\ by\ doctors / Total\ Lab\ Orders) * 100$
- Online % is calculated as  $(Online\ appointments\ via\ web\ portal / Total\ OP\ Visits) * 100$

3.3 e-Health Performance Indicators

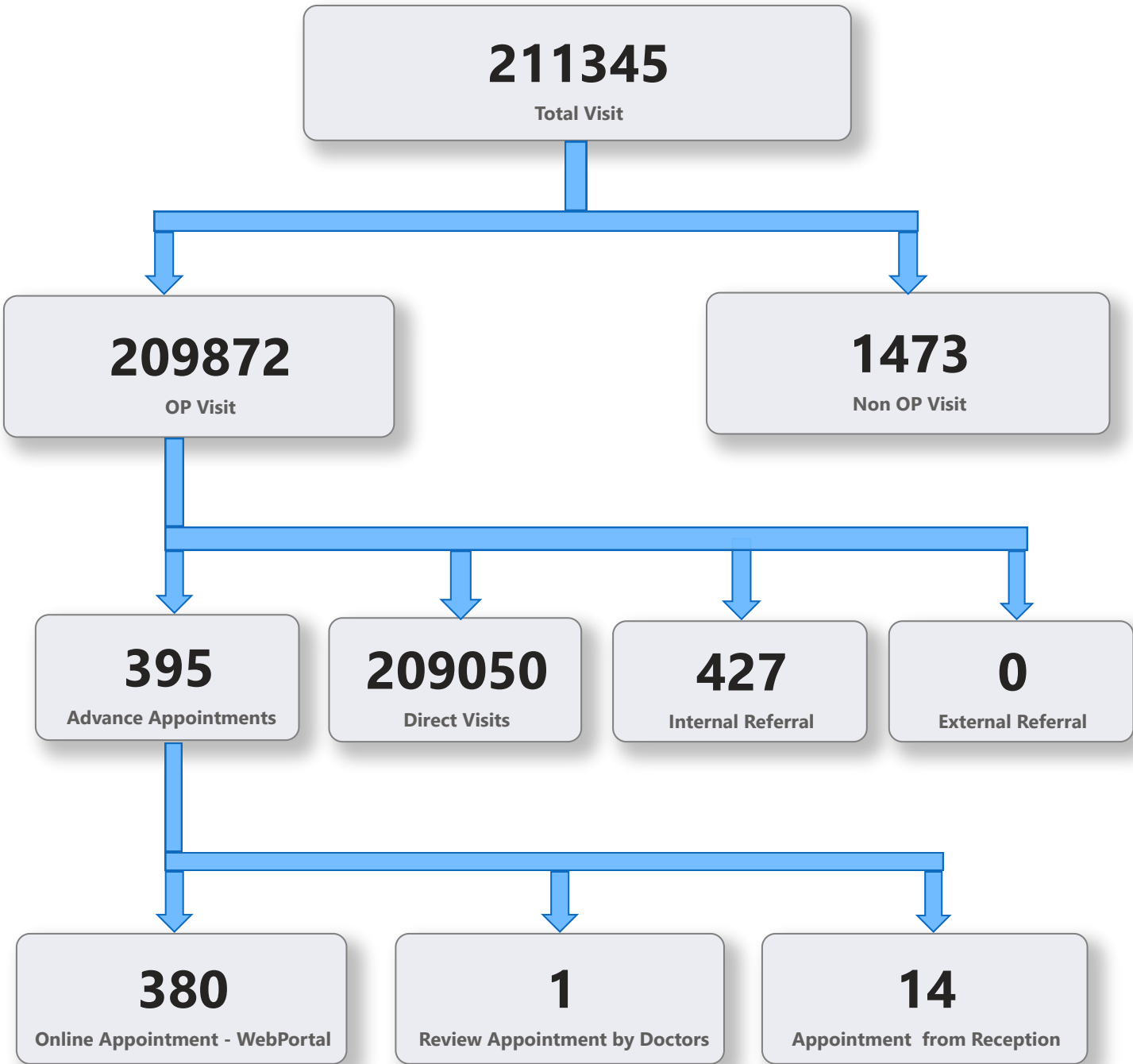
Hospital	UHID Visit %	Consultation %	Pharmacy Prescriptions %	% of Lab Orders given by Doctors
FAMILY HEALTH CENTRE MEENACHIL	78.90%	98.08%	92.29%	91.95%
FAMILY HEALTH CENTRE VAZHOOR	82.11%	99.46%	94.92%	81.22%
FAMILY HEALTH CENTRE BRAHMAMANGALAM	62.52%	99.46%	100.00%	85.19%
FAMILY HEALTH CENTRE MOONNILAVU	77.51%	99.83%	100.00%	76.42%
FAMILY HEALTH CENTRE MUTHOLY	50.79%	95.66%	91.69%	100.00%
FAMILY HEALTH CENTRE KADUTHURUTHY	54.41%	95.78%	88.22%	100.00%
FAMILY HEALTH CENTRE MARAVANTHURUTHU	57.66%	98.98%	88.91%	100.00%
FAMILY HEALTH CENTRE PAIPPAD	43.90%	99.40%	100.00%	100.00%
FAMILY HEALTH CENTRE VELLAVOOR	86.01%	98.36%	100.00%	55.37%
FAMILY HEALTH CENTRE KURUPPANTHARA	57.82%	99.79%	93.97%	78.23%
FAMILY HEALTH CENTRE MANARCAD	30.46%	99.58%	93.19%	100.00%
FAMILY HEALTH CENTRE PANACHIKKADU	70.29%	98.01%	88.37%	62.35%
FAMILY HEALTH CENTRE PARAMPUZHA	35.28%	97.00%	98.75%	100.00%
FAMILY HEALTH CENTRE UDAYANAPURAM	55.96%	98.87%	100.00%	74.43%
URBAN PRIMARY HEALTH CENTRE PERUNNA	30.63%	99.88%	100.00%	91.43%
FAMILY HEALTH CENTRE MARANGATTUPALLY	50.31%	95.82%	90.65%	67.32%
FAMILY HEALTH CENTRE NATTAKOM	43.21%	93.12%	69.63%	100.00%
FAMILY HEALTH CENTRE VELLOOR	34.63%	89.13%	70.09%	100.00%
FAMILY HEALTH CENTRE KALLARA	55.35%	97.76%	86.71%	45.54%
FAMILY HEALTH CENTRE MADAPPALLY	41.06%	98.19%	71.77%	65.62%
COMMUNITY HEALTH CENTRE RAMAPURAM	12.04%	99.15%	65.40%	96.78%
FAMILY HEALTH CENTRE VELIYANNOOR	52.02%	98.97%	87.97%	27.50%
FAMILY HEALTH CENTRE POONJAR	21.66%	91.00%	71.43%	52.07%
FAMILY HEALTH CENTRE THOTTACKAD	19.42%	99.09%	71.74%	23.53%
FAMILY HEALTH CENTRE ERATTUPETTA	23.85%	98.63%	31.60%	36.86%
TALUK HEADQUARTERS HOSPITAL PAMPADY	11.67%	37.12%	31.69%	100.00%
KM MANI MEMORIAL GOVT GENERAL HOSPITAL PALA	14.33%	29.70%	14.04%	98.18%
COMMUNITY HEALTH CENTRE MUNDAKAYAM	1.57%	19.56%	17.05%	91.91%
GENERAL HOSPITAL KANJIRAPALLY	18.16%	42.35%	8.84%	13.29%
GENERAL HOSPITAL KOTTAYAM	11.65%	5.13%	3.59%	31.24%
FAMILY HEALTH CENTRE MEENADOM	0.00%	0.00%	0.00%	0.00%

4. Status of Modules Usage in Hospitals

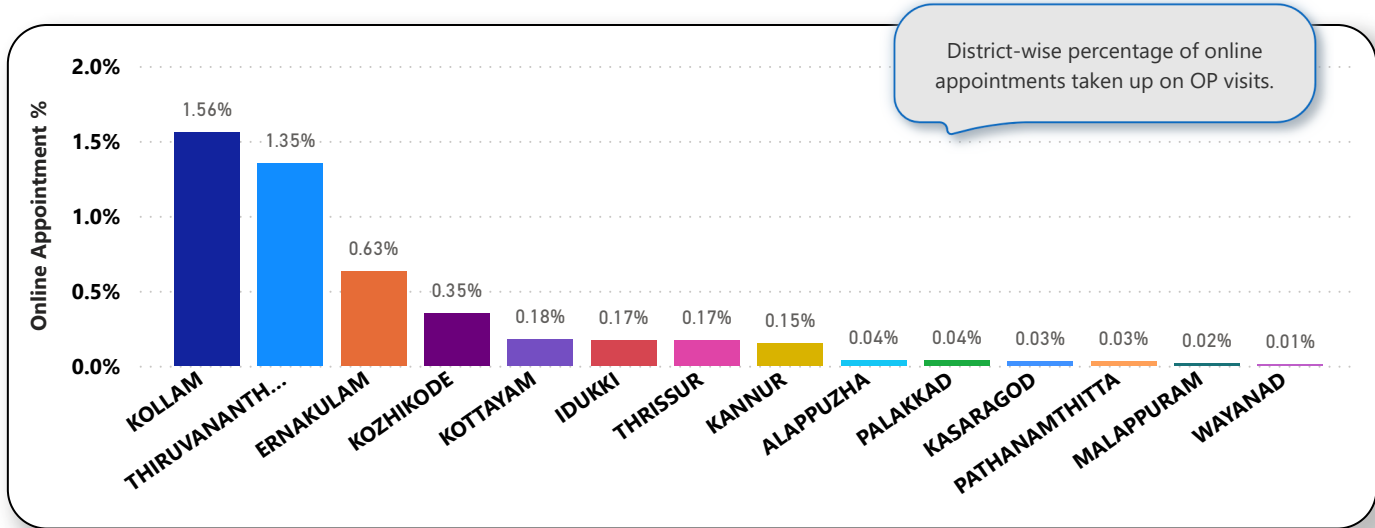
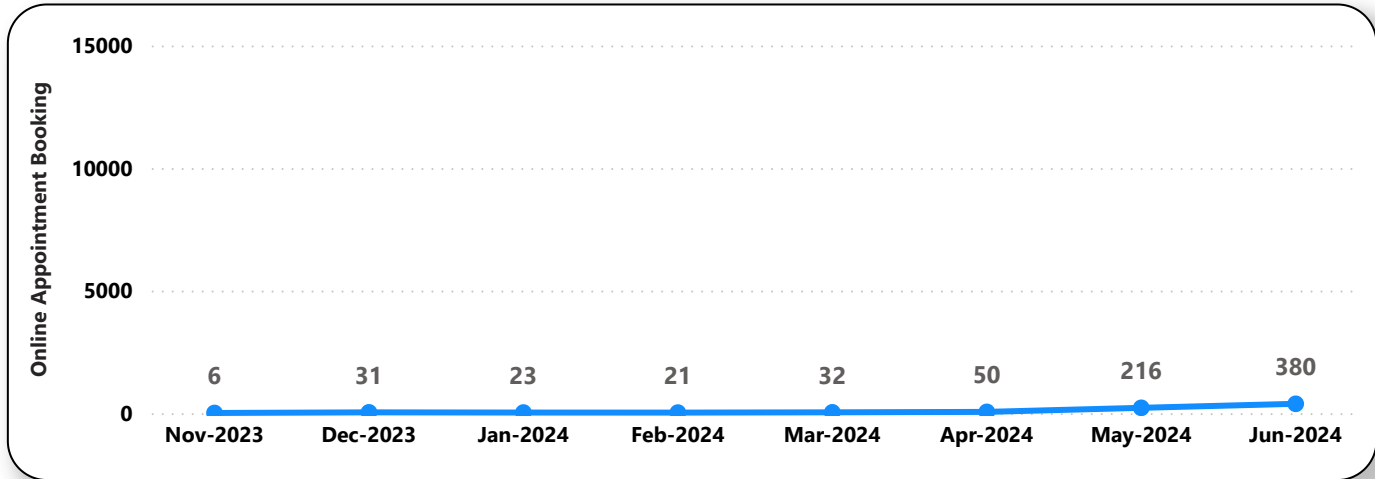
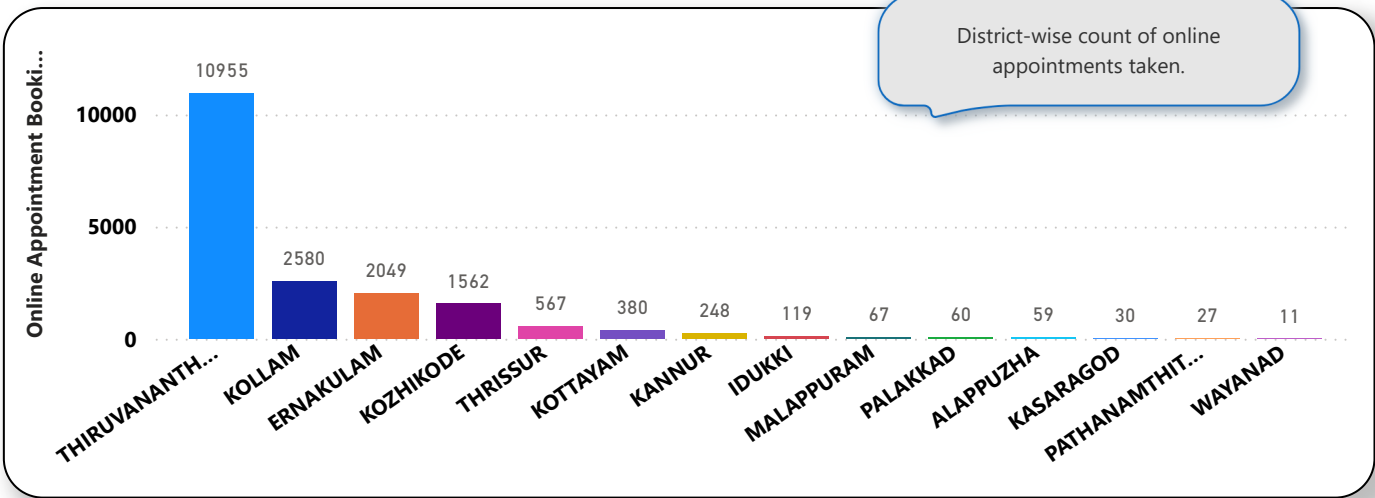
District wise status of live institutions and the count of various modules [Reception, OP Consultation, Lab, Pharmacy] started / functional. This list excludes Medical College Hospitals, CCRC and PH Labs.

District	Live Institutions	Reception	Consultation	Pharmacy	Lab
THIRUVANANTHAPURAM	100	97 (97%)	88 (88%)	76 (76%)	81 (81%)
THRISSUR	69	64 (93%)	62 (90%)	54 (78%)	54 (78%)
ERNAKULAM	58	48 (83%)	34 (59%)	24 (41%)	25 (43%)
KOZHIKODE	56	51 (91%)	40 (71%)	39 (70%)	43 (77%)
MALAPPURAM	53	51 (96%)	50 (94%)	41 (77%)	44 (83%)
PALAKKAD	44	43 (98%)	41 (93%)	36 (82%)	38 (86%)
KANNUR	41	39 (95%)	37 (90%)	33 (80%)	32 (78%)
ALAPPUZHA	31	29 (94%)	29 (94%)	29 (94%)	28 (90%)
KOTTAYAM	31	30 (97%)	30 (97%)	30 (97%)	25 (81%)
KOLLAM	30	30 (100%)	30 (100%)	30 (100%)	28 (93%)
KASARAGOD	23	20 (87%)	19 (83%)	19 (83%)	16 (70%)
IDUKKI	20	20 (100%)	19 (95%)	18 (90%)	16 (80%)
PATHANAMTHITTA	19	19 (100%)	18 (95%)	18 (95%)	17 (89%)
WAYANAD	17	17 (100%)	17 (100%)	17 (100%)	16 (94%)
Total	592	558 (94%)	514 (87%)	464 (78%)	463 (78%)

5. Appointment Booking in Hospitals (except Medical Colleges)



5. 1 Online Appointment Booking in Hospitals (except Medical Colleges)





6. eHealth Performance - Reach

