

1. eHealth Kerala - Vital Statistics

Hospital Type	Live Institutions
Family Health Centre	44
Urban Primary Health Centre	5
Taluk Headquarters Hospital	2
District Hospital	1
Medical College Hospital	1
Public Health Laboratory	1
Specialty Hospital - Women Children	1
Total	55

2. eHealth - District Ranking Matrix Based on Performance of all Institutions (except Medical Colleges)

The ranking matrix showcases the performance of districts in providing eHealth services through all institutions (excluding Medical Colleges) based on six different parameters.

These parameters include:

1.

Number of institutions where the reception module has started.
2.

Percentage of UHID Visits.
3.

Percentage of Doctor Consultations.
4.

Percentage of Pharmacy Prescriptions by doctors.
5.

Percentage of lab orders through doctors.
6.

Number of Live Institutions.

Weightage is assigned to the percentages calculated in intervals of 10. The rank is determined based on the sum of these weightages.

The top-performing districts should aim to maintain their positions, while the average and low-performing districts should strive to reach the 'top four' league.

The ranking matrix for the current month, June 2024, along with the previous two months, is provided in the table below.

District	April	May	June
PALAKKAD	2	2	1
WAYANAD	1	1	1
IDUKKI	2	2	2
ALAPPUZHA	6	3	3
KANNUR	6	5	3
MALAPPURAM	6	4	3
THRISSUR	4	3	3
KOLLAM	3	4	4
PATHANAMTHITTA	4	6	5
KOTTAYAM	6	5	6
KOZHIKODE	6	7	6
KASARAGOD	5	9	7
THIRUVANANTHAPURAM	4	8	8
ERNAKULAM	7	10	9

- Best performing
- Average performing
- Low performing

3. eHealth - Institution Level Ranking (except Medical Colleges)

Hospital	Rank
FAMILY HEALTH CENTRE MOORKKANAD	1
FAMILY HEALTH CENTRE PULIKKAL	1
FAMILY HEALTH CENTRE CHELEMBRA	2
FAMILY HEALTH CENTRE THIRUNAVAYA	2
FAMILY HEALTH CENTRE ATHANIKKAL	3
FAMILY HEALTH CENTRE CHERUKAVU	3
FAMILY HEALTH CENTRE CHOKKAD	4
FAMILY HEALTH CENTRE KARULAI	4
FAMILY HEALTH CENTRE MORAYUR	4
FAMILY HEALTH CENTRE THANALUR	4
FAMILY HEALTH CENTRE A R NAGAR	5
FAMILY HEALTH CENTRE PARAPPANANGADI	5
FAMILY HEALTH CENTRE PONMALA	5
FAMILY HEALTH CENTRE MOONNIYUR	6
FAMILY HEALTH CENTRE NANNAMBRA	6
URBAN PRIMARY HEALTH CENTRE VETTECODE	6
FAMILY HEALTH CENTRE ELAMKULAM	7
FAMILY HEALTH CENTRE KOTTAKKAL	7
FAMILY HEALTH CENTRE VAZHAKKAD	8
FAMILY HEALTH CENTRE VAZHIKKADAVU	8
BLOCK FAMILY HEALTH CENTRE THIRUVALI	9
FAMILY HEALTH CENTRE MARAKKARA	9
FAMILY HEALTH CENTRE PALAPPETTY	9
FAMILY HEALTH CENTRE THAZHECODE	10
FAMILY HEALTH CENTRE VALAVANNUR	10
URBAN PRIMARY HEALTH CENTRE NILAMBUR	11
FAMILY HEALTH CENTRE PANG	12
FAMILY HEALTH CENTRE THRIKKALANGODE	12
URBAN PRIMARY HEALTH CENTRE PERINTHALMANNA	12
URBAN PRIMARY HEALTH CENTRE BIYYAM	13
URBAN PRIMARY HEALTH CENTRE MANGALASSERY	13
FAMILY HEALTH CENTRE PORUR	14
FAMILY HEALTH CENTRE VAZHAYOOR	14
FAMILY HEALTH CENTRE CHALIYAR	15

Hospital	Rank
FAMILY HEALTH CENTRE VATTAMKULAM	24
DISTRICT HOSPITAL TIRUR	23
FAMILY HEALTH CENTRE TRIPPANACHI	22
FAMILY HEALTH CENTRE THUVVUR	21
FAMILY HEALTH CENTRE EDAYUR	21
FAMILY HEALTH CENTRE PANDIKKAD	21
FAMILY HEALTH CENTRE THALAKKAD	21
WOMEN AND CHILDRENS HOSPITAL PONNANI	21
FAMILY HEALTH CENTRE ALAMCODE	20
TALUK HEAD QUARTERS HOSPITAL MALAPPURAM	19
FAMILY HEALTH CENTRE KUZHIMANNA	18
FAMILY HEALTH CENTRE POOVATHIKKAL	18
FAMILY HEALTH CENTRE TRIPRANGODE	18
FAMILY HEALTH CENTRE KALADI	17
TALUK HEAD QUARTERS HOSPITAL TIRURANGADI	17
FAMILY HEALTH CENTRE CHEMMALASSERY	16
FAMILY HEALTH CENTRE KOOTTAYI	16
FAMILY HEALTH CENTRE VELIYANCODE	16
FAMILY HEALTH CENTRE CHALIYAR	15
FAMILY HEALTH CENTRE OZHUR	15
FAMILY HEALTH CENTRE PORUR	14
FAMILY HEALTH CENTRE VAZHAYOOR	14
URBAN PRIMARY HEALTH CENTRE BIYYAM	13
URBAN PRIMARY HEALTH CENTRE MANGALASSERY	13
FAMILY HEALTH CENTRE PANG	12
FAMILY HEALTH CENTRE THRIKKALANGODE	12
URBAN PRIMARY HEALTH CENTRE PERINTHALMANNA	12
URBAN PRIMARY HEALTH CENTRE NILAMBUR	11
FAMILY HEALTH CENTRE THAZHECODE	10
FAMILY HEALTH CENTRE VALAVANNUR	10
BLOCK FAMILY HEALTH CENTRE THIRUVALI	9
FAMILY HEALTH CENTRE MARAKKARA	9

3.1 eHealth Performance - Reception Module

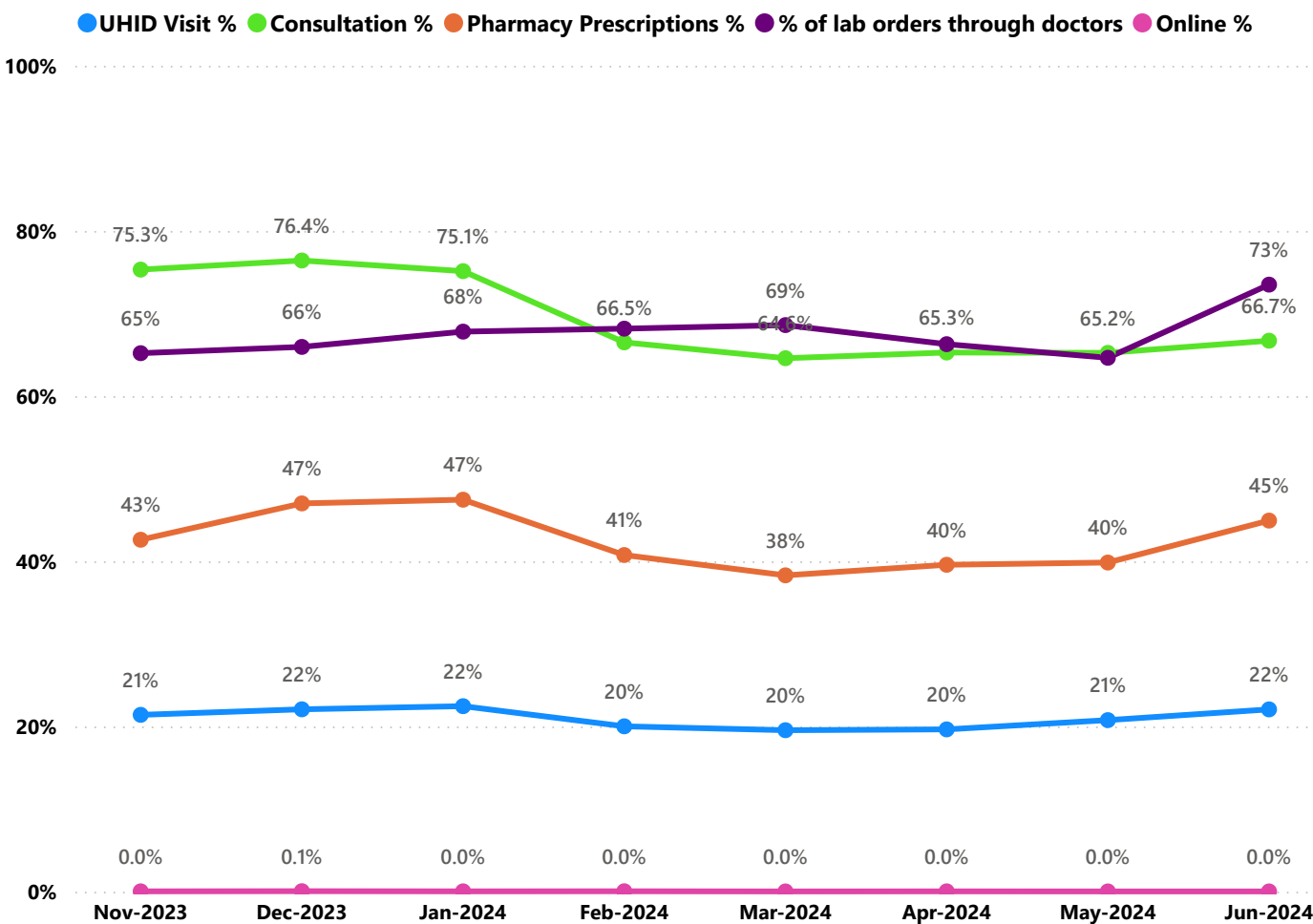
Reception Module is considered to be functional in an institution only if the number of total visits for the month is of minimum 500.

District	Institution Count	Institutions with Reception	% of institutions with Reception
IDUKKI	20	20	100.00%
KOLLAM	30	30	100.00%
PATHANAMTHITTA	19	19	100.00%
WAYANAD	17	17	100.00%
PALAKKAD	44	43	97.73%
THIRUVANANTHAPURAM	100	97	97.00%
KOTTAYAM	31	30	96.77%
MALAPPURAM	53	51	96.23%
KANNUR	41	39	95.12%
ALAPPUZHA	31	29	93.55%
THRISSUR	69	64	92.75%
KOZHIKODE	56	51	91.07%
KASARAGOD	23	20	86.96%
ERNAKULAM	59	48	81.36%

Hospital Name
FAMILY HEALTH CENTRE VATTAMKULAM
FAMILY HEALTH CENTRE THALAKKAD

Institutions where the reception module is either not started or not using

3.2 e-Health Performance Trend



- UHID Visit % is calculated as $(UHID\ Visits / Total\ Visit) * 100$
- Consultation % is calculated as $(Doctor\ Consultation / OP\ Visits) * 100$
- Pharmacy % is calculated as $(Pharmacy\ Prescriptions / Total\ OP\ Visits) * 100$
- Lab % is calculated as $(Lab\ orders\ given\ by\ doctors / Total\ Lab\ Orders) * 100$
- Online % is calculated as $(Online\ appointments\ via\ web\ portal / Total\ OP\ Visits) * 100$

3.3 e-Health Performance Indicators

Hospital	UHID Visit %	Consultation %	Pharmacy Prescriptions %	% of Lab Orders given by Doctors
FAMILY HEALTH CENTRE MOORKKANAD	79.02%	99.75%	93.99%	100.00%
FAMILY HEALTH CENTRE PULIKKAL	76.81%	99.85%	95.09%	100.00%
FAMILY HEALTH CENTRE CHELEMBRA	70.88%	99.11%	81.41%	99.68%
FAMILY HEALTH CENTRE THIRUNAVAYA	67.64%	99.95%	98.08%	95.20%
FAMILY HEALTH CENTRE ATHANIKKAL	70.83%	89.67%	84.18%	95.17%
FAMILY HEALTH CENTRE CHERUKAVU	63.50%	98.52%	84.84%	95.59%
FAMILY HEALTH CENTRE CHOKKAD	66.83%	99.13%	95.16%	63.60%
FAMILY HEALTH CENTRE KARULAI	32.29%	98.82%	93.63%	98.36%
FAMILY HEALTH CENTRE MORAYUR	56.01%	99.11%	90.17%	74.26%
FAMILY HEALTH CENTRE THANALUR	44.57%	95.40%	82.28%	90.26%
FAMILY HEALTH CENTRE A R NAGAR	40.48%	98.53%	88.14%	88.07%
FAMILY HEALTH CENTRE PARAPPANANGADI	28.79%	98.53%	93.83%	95.45%
FAMILY HEALTH CENTRE PONMALA	42.06%	99.61%	86.58%	80.52%
FAMILY HEALTH CENTRE MOONNIYUR	38.22%	83.73%	83.93%	100.00%
FAMILY HEALTH CENTRE NANNAMBRA	25.66%	99.82%	84.26%	97.69%
URBAN PRIMARY HEALTH CENTRE VETTEKODE	19.11%	97.07%	92.82%	91.11%
FAMILY HEALTH CENTRE ELAMKULAM	78.62%	94.59%	55.81%	63.52%
FAMILY HEALTH CENTRE KOTTAKKAL	21.91%	99.87%	72.71%	100.00%
FAMILY HEALTH CENTRE VAZHAKKAD	2.40%	93.49%	84.01%	90.32%
FAMILY HEALTH CENTRE VAZHIKKADAVU	20.74%	98.68%	92.90%	68.75%
BLOCK FAMILY HEALTH CENTRE THIRUVALI	17.61%	98.29%	81.44%	73.28%
FAMILY HEALTH CENTRE MARAKKARA	12.80%	99.14%	66.72%	100.00%
FAMILY HEALTH CENTRE PALAPPETTY	0.25%	90.97%	75.61%	100.00%
FAMILY HEALTH CENTRE THAZHEKODE	21.28%	98.55%	87.87%	58.86%
FAMILY HEALTH CENTRE VALAVANNUR	5.65%	87.90%	77.20%	98.94%
URBAN PRIMARY HEALTH CENTRE NILAMBUR	14.14%	92.89%	42.51%	98.95%
FAMILY HEALTH CENTRE PANG	20.64%	85.73%	67.50%	69.37%
FAMILY HEALTH CENTRE THRIKKALANGODE	9.01%	88.14%	62.13%	86.64%
URBAN PRIMARY HEALTH CENTRE PERINTHALMANNA	15.44%	80.27%	54.01%	86.47%
URBAN PRIMARY HEALTH CENTRE BIYYAM	3.07%	89.14%	87.40%	51.03%
URBAN PRIMARY HEALTH CENTRE MANGALASSERY	0.55%	89.47%	69.37%	80.00%
FAMILY HEALTH CENTRE PORUR	71.77%	62.70%	59.17%	28.48%
FAMILY HEALTH CENTRE VAZHAYOOR	0.80%	81.31%	34.21%	100.00%
FAMILY HEALTH CENTRE CHALIYAR	49.62%	40.54%	34.17%	86.69%
FAMILY HEALTH CENTRE OZHUR	3.03%	89.97%	44.05%	70.19%
FAMILY HEALTH CENTRE CHEMMALASSERY	72.54%	98.52%	19.41%	2.11%
FAMILY HEALTH CENTRE KOOTTAYI	33.71%	59.79%	39.14%	62.50%
FAMILY HEALTH CENTRE VELIYANCODE	0.00%	84.05%	3.39%	99.28%
FAMILY HEALTH CENTRE KALADI	34.62%	84.69%	26.65%	3.25%

3.3 e-Health Performance Indicators

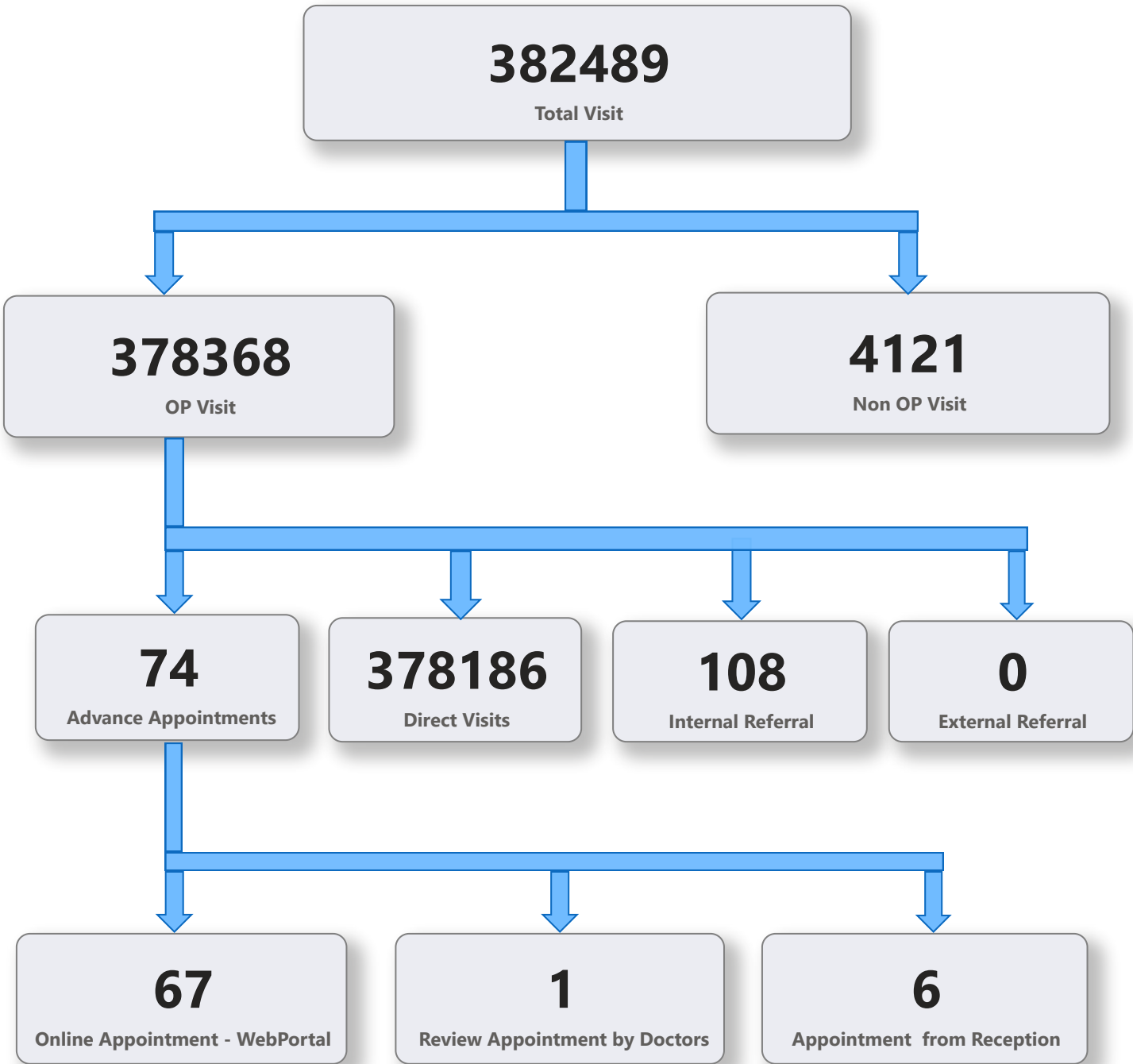
Hospital	UHID Visit %	Consultation %	Pharmacy Prescriptions %	% of Lab Orders given by Doctors
FAMILY HEALTH CENTRE VATTAMKULAM	0.00%	0.00%	0.00%	0.00%
DISTRICT HOSPITAL TIRUR	0.30%	0.00%	0.00%	0.00%
FAMILY HEALTH CENTRE TRIPPANACHI	0.19%	44.10%	0.00%	0.00%
WOMEN AND CHILDRENS HOSPITAL PONNANI	0.14%	48.26%	1.68%	22.22%
FAMILY HEALTH CENTRE THALAKKAD	3.61%	100.00%	56.44%	23.53%
FAMILY HEALTH CENTRE PANDIKKAD	2.24%	61.14%	0.09%	9.91%
FAMILY HEALTH CENTRE EDAYUR	26.45%	35.56%	10.87%	2.70%
FAMILY HEALTH CENTRE THUUVVUR	17.07%	54.36%	8.58%	1.27%
FAMILY HEALTH CENTRE ALAMKODE	21.75%	51.01%	0.00%	10.14%
TALUK HEAD QUARTERS HOSPITAL MALAPPURAM	0.00%	4.50%	0.00%	100.00%
FAMILY HEALTH CENTRE TRIPRANGODE	17.16%	76.28%	8.96%	22.76%
FAMILY HEALTH CENTRE POOVATHIKKAL	8.58%	95.55%	8.80%	12.38%
FAMILY HEALTH CENTRE KUZHIMANNA	11.31%	95.72%	0.00%	0.50%
TALUK HEAD QUARTERS HOSPITAL TIRURANGADI	0.60%	28.01%	21.55%	100.00%
FAMILY HEALTH CENTRE KALADI	34.62%	84.69%	26.65%	3.25%
FAMILY HEALTH CENTRE VELIYANCODE	0.00%	84.05%	3.39%	99.28%
FAMILY HEALTH CENTRE KOOTTAYI	33.71%	59.79%	39.14%	62.50%
FAMILY HEALTH CENTRE CHEMMALASSERY	72.54%	98.52%	19.41%	2.11%
FAMILY HEALTH CENTRE OZHUR	3.03%	89.97%	44.05%	70.19%
FAMILY HEALTH CENTRE CHALIYAR	49.62%	40.54%	34.17%	86.69%
FAMILY HEALTH CENTRE VAZHAYOOR	0.80%	81.31%	34.21%	100.00%
FAMILY HEALTH CENTRE PORUR	71.77%	62.70%	59.17%	28.48%
URBAN PRIMARY HEALTH CENTRE MANGALASSERY	0.55%	89.47%	69.37%	80.00%
URBAN PRIMARY HEALTH CENTRE BIYYAM	3.07%	89.14%	87.40%	51.03%
URBAN PRIMARY HEALTH CENTRE PERINTHALMANNA	15.44%	80.27%	54.01%	86.47%
FAMILY HEALTH CENTRE THRIKKALANGODE	9.01%	88.14%	62.13%	86.64%
FAMILY HEALTH CENTRE PANG	20.64%	85.73%	67.50%	69.37%
URBAN PRIMARY HEALTH CENTRE NILAMBUR	14.14%	92.89%	42.51%	98.95%
FAMILY HEALTH CENTRE VALAVANNUR	5.65%	87.90%	77.20%	98.94%
FAMILY HEALTH CENTRE THAZHEKODE	21.28%	98.55%	87.87%	58.86%
FAMILY HEALTH CENTRE PALAPPETTY	0.25%	90.97%	75.61%	100.00%
FAMILY HEALTH CENTRE MARAKKARA	12.80%	99.14%	66.72%	100.00%
BLOCK FAMILY HEALTH CENTRE THIRUVALI	17.61%	98.29%	81.44%	73.28%
FAMILY HEALTH CENTRE VAZHICKADAVU	20.74%	98.68%	92.90%	68.75%
FAMILY HEALTH CENTRE VAZHAKKAD	2.40%	93.49%	84.01%	90.32%
FAMILY HEALTH CENTRE KOTTAKKAL	21.91%	99.87%	72.71%	100.00%
FAMILY HEALTH CENTRE KANNIYANUR	70.62%	94.50%	55.91%	62.53%

4. Status of Modules Usage in Hospitals

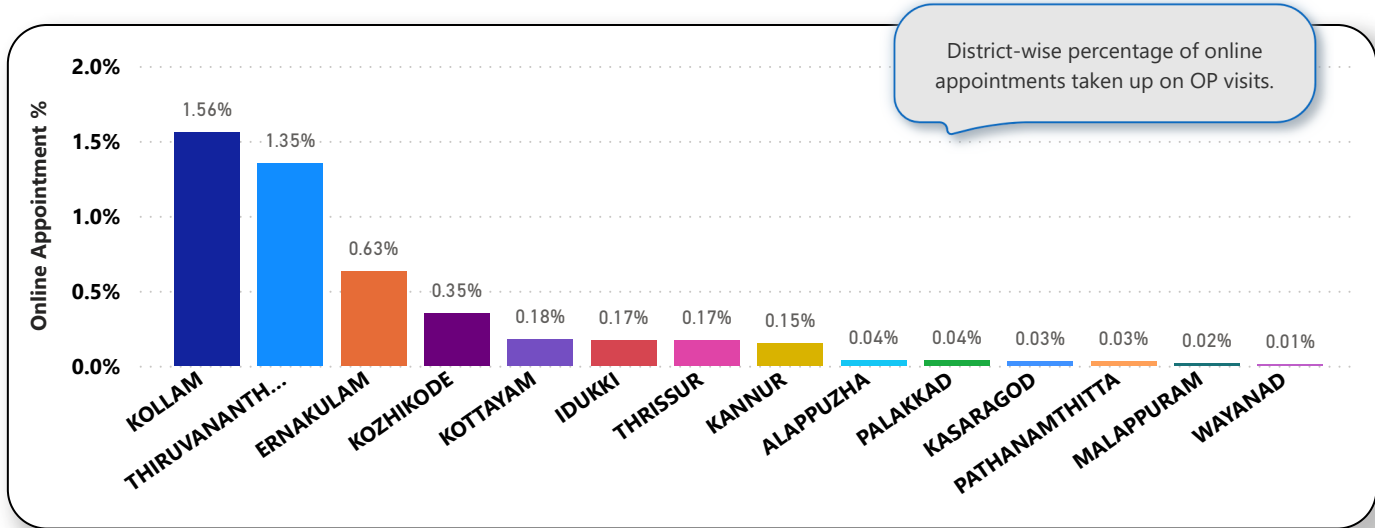
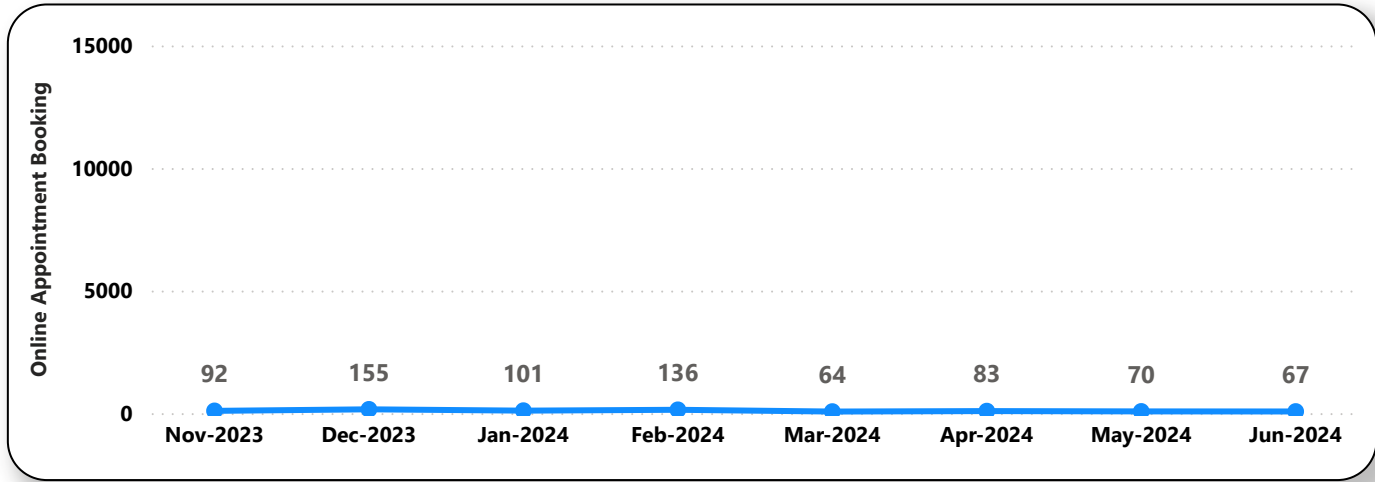
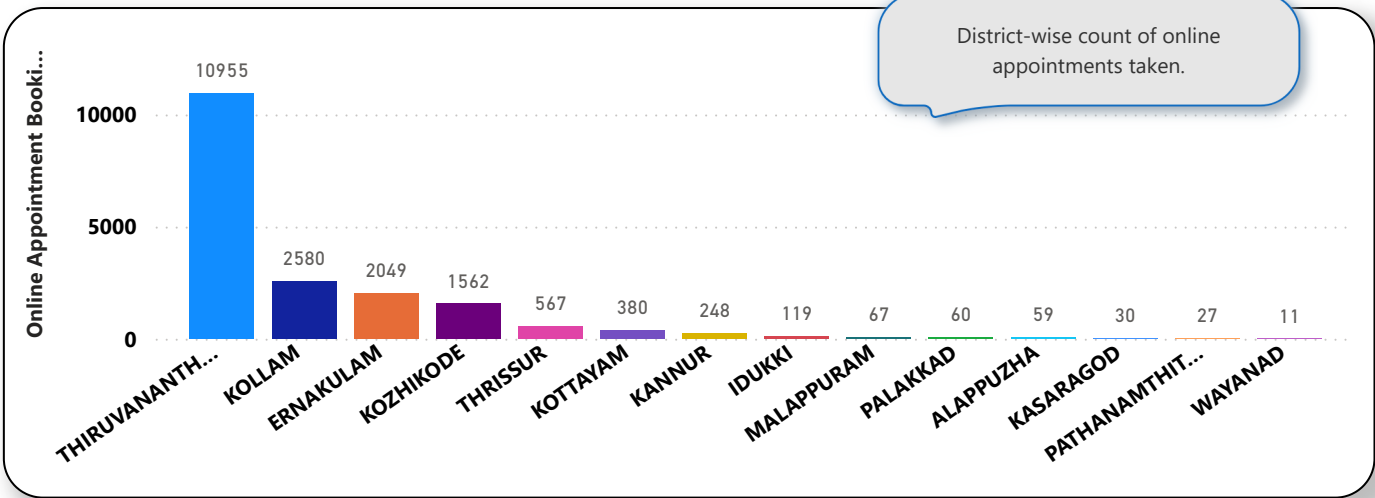
District wise status of live institutions and the count of various modules [Reception, OP Consultation, Lab, Pharmacy] started / functional. This list excludes Medical College Hospitals, CCRC and PH Labs.

District	Live Institutions	Reception	Consultation	Pharmacy	Lab
THIRUVANANTHAPURAM	100	97 (97%)	88 (88%)	76 (76%)	81 (81%)
THRISSUR	69	64 (93%)	62 (90%)	54 (78%)	54 (78%)
ERNAKULAM	58	48 (83%)	34 (59%)	24 (41%)	25 (43%)
KOZHIKODE	56	51 (91%)	40 (71%)	39 (70%)	43 (77%)
MALAPPURAM	53	51 (96%)	50 (94%)	41 (77%)	44 (83%)
PALAKKAD	44	43 (98%)	41 (93%)	36 (82%)	38 (86%)
KANNUR	41	39 (95%)	37 (90%)	33 (80%)	32 (78%)
ALAPPUZHA	31	29 (94%)	29 (94%)	29 (94%)	28 (90%)
KOTTAYAM	31	30 (97%)	30 (97%)	30 (97%)	25 (81%)
KOLLAM	30	30 (100%)	30 (100%)	30 (100%)	28 (93%)
KASARAGOD	23	20 (87%)	19 (83%)	19 (83%)	16 (70%)
IDUKKI	20	20 (100%)	19 (95%)	18 (90%)	16 (80%)
PATHANAMTHITTA	19	19 (100%)	18 (95%)	18 (95%)	17 (89%)
WAYANAD	17	17 (100%)	17 (100%)	17 (100%)	16 (94%)
Total	592	558 (94%)	514 (87%)	464 (78%)	463 (78%)

5. Appointment Booking in Hospitals (except Medical Colleges)



5. 1 Online Appointment Booking in Hospitals (except Medical Colleges)



6. eHealth Performance - Reach

