

1. eHealth Kerala - Vital Statistics

| Hospital Type | Live Institutions |
|-----------------------------|-------------------|
| Family Health Centre | 40 |
| Urban Primary Health Centre | 2 |
| Community Health Centre | 1 |
| Medical College Hospital | 1 |
| Specialty Hospital - Tribal | 1 |
| Total | 45 |

2. eHealth - District Ranking Matrix Based on Performance of all Institutions (except Medical Colleges)

The ranking matrix showcases the performance of districts in providing eHealth services through all institutions (excluding Medical Colleges) based on six different parameters.

These parameters include:

1.

Number of institutions where the reception module has started.
2.

Percentage of UHID Visits.
3.

Percentage of Doctor Consultations.
4.

Percentage of Pharmacy Prescriptions by doctors.
5.

Percentage of lab orders through doctors.
6.

Number of Live Institutions.

Weightage is assigned to the percentages calculated in intervals of 10. The rank is determined based on the sum of these weightages.

The top-performing districts should aim to maintain their positions, while the average and low-performing districts should strive to reach the 'top four' league.

The ranking matrix for the current month, June 2024, along with the previous two months, is provided in the table below.

| District | April | May | June |
|--------------------|-------|-----|------|
| PALAKKAD | 2 | 2 | 1 |
| WAYANAD | 1 | 1 | 1 |
| IDUKKI | 2 | 2 | 2 |
| ALAPPUZHA | 6 | 3 | 3 |
| KANNUR | 6 | 5 | 3 |
| MALAPPURAM | 6 | 4 | 3 |
| THRISSUR | 4 | 3 | 3 |
| KOLLAM | 3 | 4 | 4 |
| PATHANAMTHITTA | 4 | 6 | 5 |
| KOTTAYAM | 6 | 5 | 6 |
| KOZHIKODE | 6 | 7 | 6 |
| KASARAGOD | 5 | 9 | 7 |
| THIRUVANANTHAPURAM | 4 | 8 | 8 |
| ERNAKULAM | 7 | 10 | 9 |

- Best performing
- Average performing
- Low performing

3. eHealth - Institution Level Ranking (except Medical Colleges)

| Hospital | Rank |
|--|------|
| Family Health Centre Kavassery | 1 |
| Family Health Centre Keralassery | 1 |
| family Health Centre Kuthanur | 2 |
| FAMILY HEALTH CENTRE MANNUR | 2 |
| Family Health Centre Ozhalapathy | 2 |
| Family Health Centre Pallippuram | 2 |
| Family Health Centre Vaniyamkulam | 2 |
| Family Health Centre Kizhakkencherry | 3 |
| Family Health Centre Kunissery | 3 |
| FAMILY HEALTH CENTRE MANKARA | 3 |
| Family Health Centre Kanjirapuzha | 4 |
| Family Health Centre Kumaranellur | 4 |
| Family Health Centre Mathur | 4 |
| FAMILY HEALTH CENTRE NELLAYA | 4 |
| Family Health Centre Peruvemba | 4 |
| FAMILY HEALTH CENTRE VANNAMADA | 4 |
| Family Health Centre Anakkatty | 5 |
| Family Health Centre Parali | 5 |
| Family Health Centre Adakkaputhur | 6 |
| Urban Primary Health Centre Diara Street | 6 |
| Family Health Centre Kappoor | 7 |
| Family Health Centre Kumbidi | 7 |
| Family Health Centre Pudur | 7 |
| Family Health Centre Sreekrishnapuram | 7 |
| Urban Primary Health Centre Kulappully | 7 |
| Family Health Centre Karakurissi | 8 |
| Family Health Centre Pookkottukavu | 8 |
| FAMILY HEALTH CENTRE VANDAZHy | 8 |
| Family Health Centre Kalladikode | 9 |

| Hospital | Rank |
|--|------|
| Government Tribal Speciality Hospital Kottathara | 18 |
| FAMILY HEALTH CENTRE MUTHALAMADA | 17 |
| Family Health Centre Vellinezhi | 16 |
| FAMILY HEALTH CENTRE AYALUR | 15 |
| Family Health Centre Pallassana | 14 |
| Family Health Centre Peringottukurissi | 13 |
| Family Health Centre Vadavannur | 13 |
| Family Health Centre Elambulassery | 12 |
| Family Health Centre Kottopadam | 12 |
| Family Health Centre Chalavara | 11 |
| Community Health Centre Nanniode | 10 |
| Family Health Centre Kollengode | 10 |
| Family Health Centre Kalladikode | 9 |
| Family Health Centre Pattithara | 9 |
| Family Health Centre Pudukkottaiyaram | 9 |
| Family Health Centre Puthucode | 9 |
| Family Health Centre Karakurissi | 8 |
| Family Health Centre Pookkottukavu | 8 |
| FAMILY HEALTH CENTRE VANDAZHy | 8 |
| Family Health Centre Kappoor | 7 |
| Family Health Centre Kumbidi | 7 |
| Family Health Centre Pudur | 7 |
| Family Health Centre Sreekrishnapuram | 7 |
| Urban Primary Health Centre Kulappully | 7 |
| Family Health Centre Adakkaputhur | 6 |
| Urban Primary Health Centre Diara Street | 6 |
| Family Health Centre Anakkatty | 5 |
| Family Health Centre Parali | 5 |

3.1 eHealth Performance - Reception Module

Reception Module is considered to be functional in an institution only if the number of total visits for the month is of minimum 500.

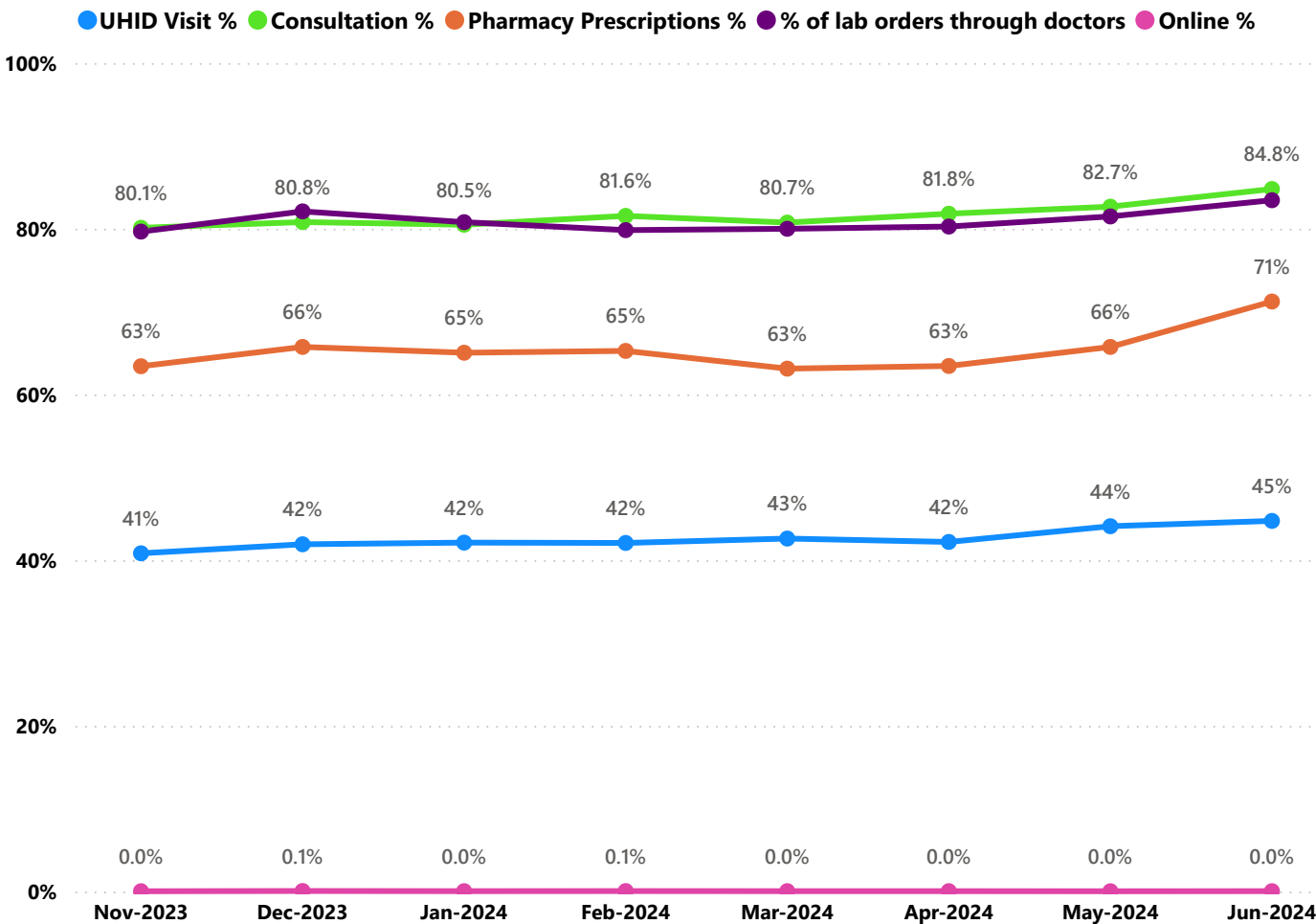
| District | Institution Count | Institutions with Reception | % of institutions with Reception |
|--------------------|-------------------|-----------------------------|----------------------------------|
| IDUKKI | 20 | 20 | 100.00% |
| KOLLAM | 30 | 30 | 100.00% |
| PATHANAMTHITTA | 19 | 19 | 100.00% |
| WAYANAD | 17 | 17 | 100.00% |
| PALAKKAD | 44 | 43 | 97.73% |
| THIRUVANANTHAPURAM | 100 | 97 | 97.00% |
| KOTTAYAM | 31 | 30 | 96.77% |
| MALAPPURAM | 53 | 51 | 96.23% |
| KANNUR | 41 | 39 | 95.12% |
| ALAPPUZHA | 31 | 29 | 93.55% |
| THRISSUR | 69 | 64 | 92.75% |
| KOZHIKODE | 56 | 51 | 91.07% |
| KASARAGOD | 23 | 20 | 86.96% |
| ERNAKULAM | 59 | 48 | 81.36% |

Hospital Name

Family Health Centre Kottopadam

Institutions where the reception module is either not started or not using

3.2 e-Health Performance Trend



- UHID Visit % is calculated as $(UHID\ Visits / Total\ Visit) \times 100$
- Consultation % is calculated as $(Doctor\ Consultation / OP\ Visits) \times 100$
- Pharmacy % is calculated as $(Pharmacy\ Prescriptions / Total\ OP\ Visits) \times 100$
- Lab % is calculated as $(Lab\ orders\ given\ by\ doctors / Total\ Lab\ Orders) \times 100$
- Online % is calculated as $(Online\ appointments\ via\ web\ portal / Total\ OP\ Visits) \times 100$

3.3 e-Health Performance Indicators

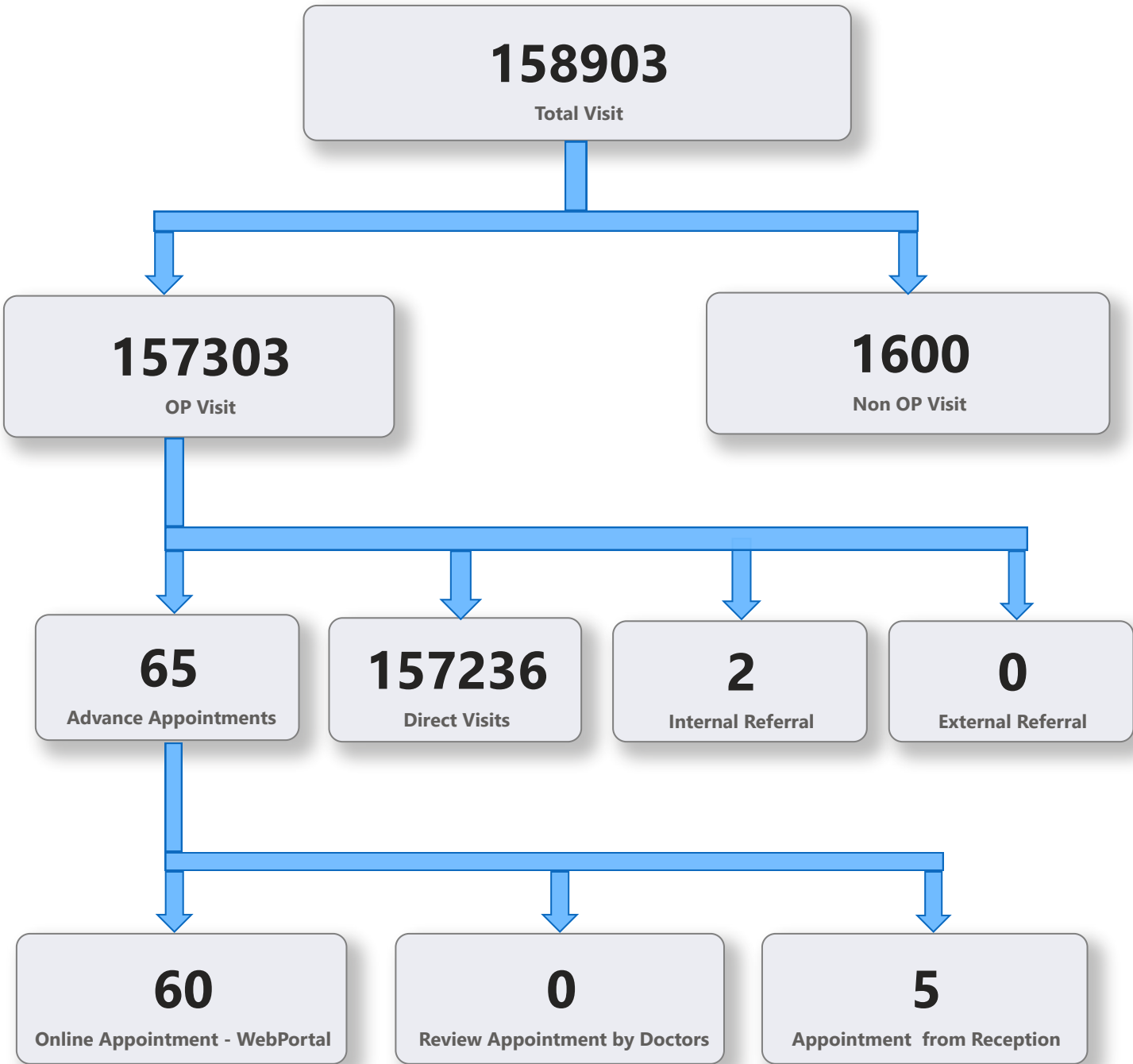
| Hospital | UHID Visit % | Consultation % | Pharmacy Prescriptions % | % of Lab Orders given by Doctors |
|--|--------------|----------------|--------------------------|----------------------------------|
| Family Health Centre Kavassery | 91.43% | 99.78% | 92.95% | 84.85% |
| Family Health Centre Keralassery | 85.45% | 99.71% | 90.94% | 94.48% |
| family Health Centre Kuthanur | 74.00% | 98.72% | 88.93% | 91.55% |
| FAMILY HEALTH CENTRE MANNUR | 86.90% | 95.60% | 89.26% | 88.24% |
| Family Health Centre Ozhalapathy | 76.14% | 99.93% | 89.66% | 97.24% |
| Family Health Centre Pallippuram | 75.01% | 97.08% | 93.99% | 86.39% |
| Family Health Centre Vaniyamkulam | 67.53% | 99.33% | 91.61% | 99.52% |
| Family Health Centre Kizhakkencherry | 80.21% | 99.59% | 90.13% | 62.90% |
| Family Health Centre Kunissery | 63.20% | 96.87% | 87.19% | 97.24% |
| FAMILY HEALTH CENTRE MANKARA | 62.70% | 97.51% | 93.87% | 84.40% |
| Family Health Centre Kanjirapuzha | 51.91% | 92.76% | 87.26% | 94.76% |
| Family Health Centre Kumaranellur | 57.32% | 95.17% | 91.46% | 86.93% |
| Family Health Centre Mathur | 52.09% | 99.50% | 82.02% | 100.00% |
| FAMILY HEALTH CENTRE NELLAYA | 49.44% | 98.70% | 90.64% | 94.57% |
| Family Health Centre Peruvemba | 51.57% | 98.42% | 89.09% | 97.12% |
| FAMILY HEALTH CENTRE VANNAMADA | 48.87% | 99.43% | 90.67% | 90.79% |
| Family Health Centre Anakkatty | 56.70% | 95.82% | 77.68% | 97.66% |
| Family Health Centre Parali | 50.38% | 89.94% | 83.01% | 95.66% |
| Family Health Centre Adakkaputhur | 28.82% | 99.67% | 91.95% | 96.29% |
| Urban Primary Health Centre Diara Street | 63.40% | 86.47% | 82.05% | 76.02% |
| Family Health Centre Kappoor | 28.49% | 94.89% | 87.46% | 92.68% |
| Family Health Centre Kumbidi | 52.93% | 97.46% | 85.26% | 60.21% |
| Family Health Centre Pudur | 20.76% | 98.83% | 83.54% | 96.05% |
| Family Health Centre Sreekrishnapuram | 28.73% | 99.98% | 89.08% | 93.00% |
| Urban Primary Health Centre Kulappully | 62.47% | 99.35% | 87.56% | 55.35% |
| Family Health Centre Karakurissi | 3.79% | 96.05% | 93.79% | 100.00% |
| Family Health Centre Pookkottukavu | 28.54% | 98.96% | 90.58% | 73.61% |
| FAMILY HEALTH CENTRE VANDAZHY | 59.99% | 85.54% | 79.31% | 78.75% |
| Family Health Centre Kalladikode | 6.37% | 98.94% | 88.86% | 100.00% |
| Family Health Centre Pattithara | 21.69% | 94.84% | 85.70% | 70.95% |
| Family Health Centre Puduppariyaram | 62.24% | 70.80% | 59.05% | 86.84% |
| Family Health Centre Puthucode | 57.02% | 83.39% | 75.74% | 66.41% |
| Community Health Centre Nanniode | 46.81% | 86.40% | 77.57% | 68.43% |
| Family Health Centre Kollengode | 14.75% | 91.78% | 87.99% | 74.17% |
| Family Health Centre Chalavara | 23.07% | 73.72% | 62.52% | 100.00% |
| Family Health Centre Elambulassery | 6.92% | 94.22% | 85.10% | 40.08% |
| Family Health Centre Kottopadam | 50.00% | 100.00% | 100.00% | 100.00% |
| Family Health Centre Peringottukurissi | 45.54% | 90.63% | 0.55% | 77.55% |
| Family Health Centre Vadavannur | 34.42% | 81.83% | 0.44% | 100.00% |
| Family Health Centre Pallassana | 8.16% | 92.81% | 0.00% | 91.46% |
| FAMILY HEALTH CENTRE AYALUR | 64.41% | 97.91% | 0.00% | 0.00% |
| Family Health Centre Vellinezhi | 39.04% | 88.99% | 0.00% | 0.00% |
| FAMILY HEALTH CENTRE MUTHALAMADA | 14.84% | 0.00% | 0.00% | 0.00% |
| Government Tribal Speciality Hospital Kottathara | 7.47% | 0.00% | 0.00% | 0.00% |

4. Status of Modules Usage in Hospitals

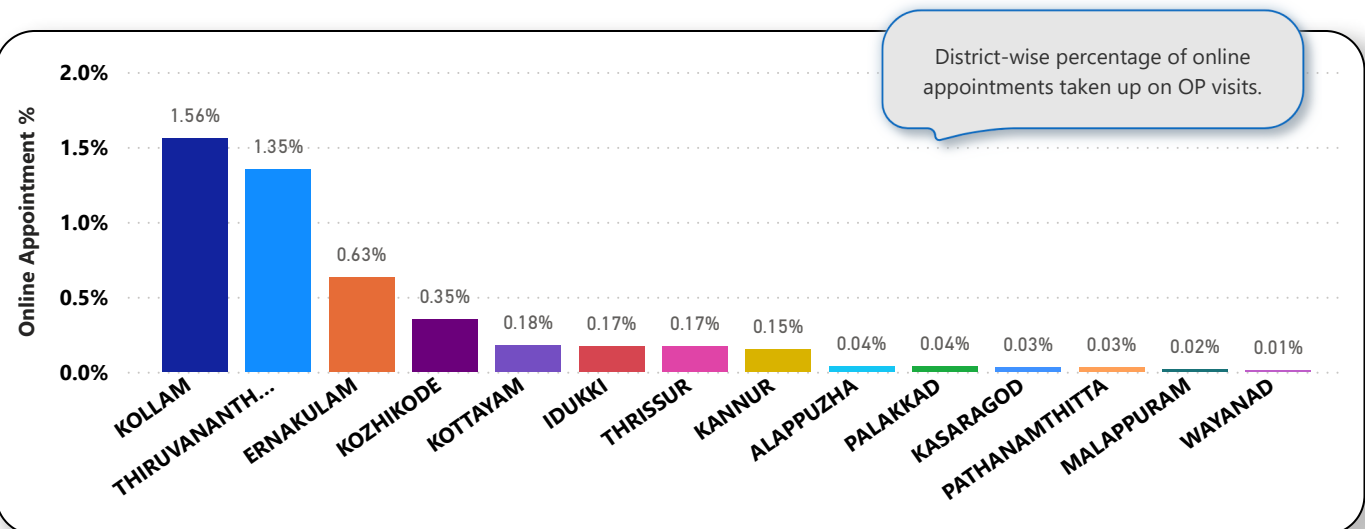
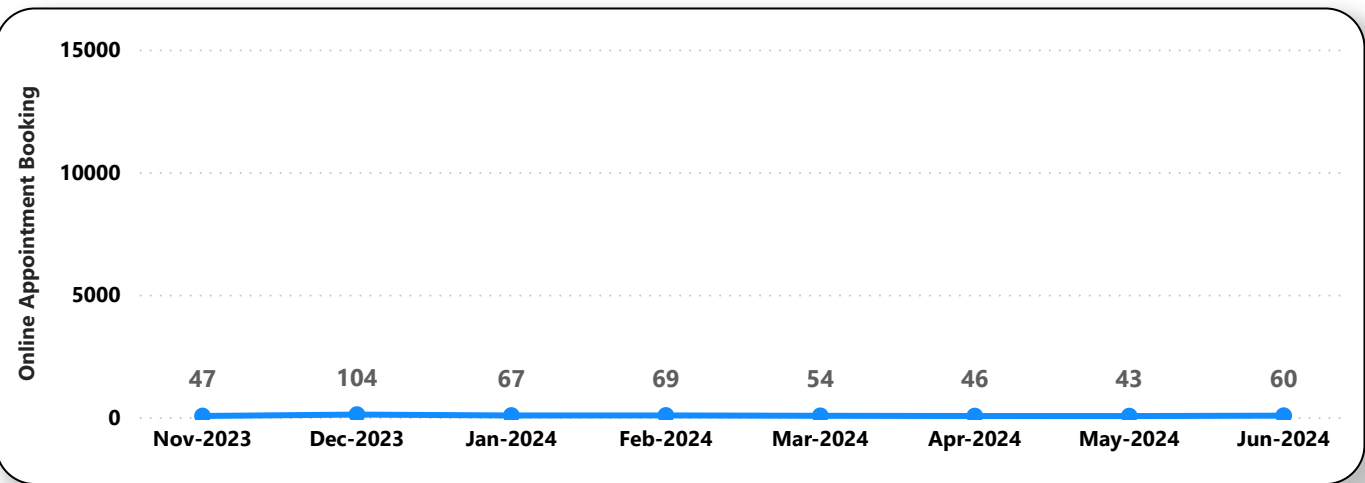
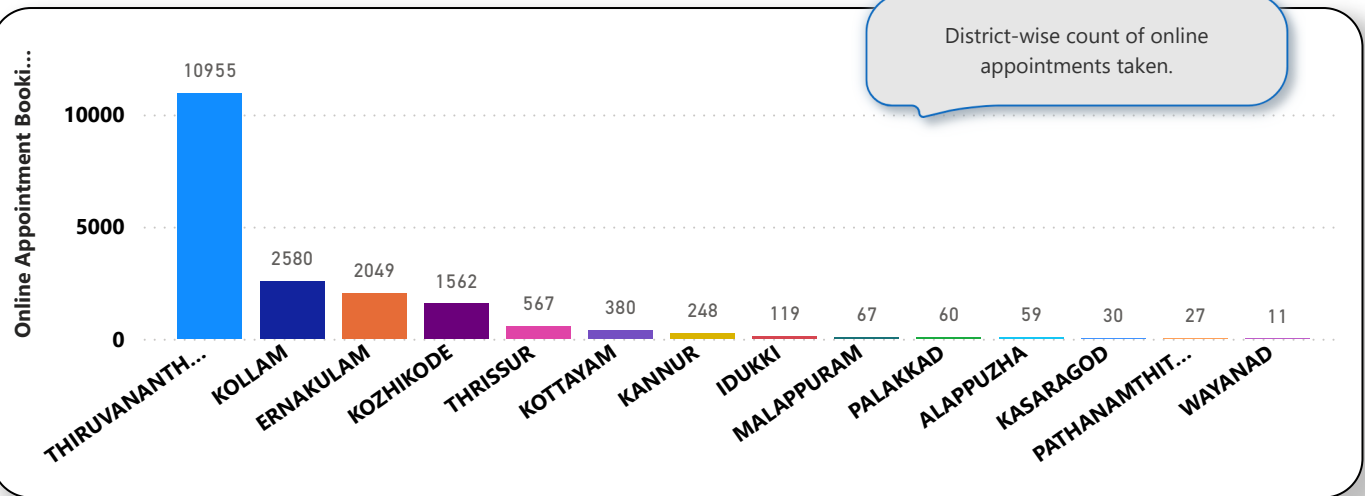
District wise status of live institutions and the count of various modules [Reception, OP Consultation, Lab, Pharmacy] started / functional. This list excludes Medical College Hospitals, CCRC and PH Labs.

| District | Live Institutions | Reception | Consultation | Pharmacy | Lab |
|--------------------|-------------------|-----------|--------------|-----------|-----------|
| THIRUVANANTHAPURAM | 100 | 97 (97%) | 88 (88%) | 76 (76%) | 81 (81%) |
| THRISSUR | 69 | 64 (93%) | 62 (90%) | 54 (78%) | 54 (78%) |
| ERNAKULAM | 58 | 48 (83%) | 34 (59%) | 24 (41%) | 25 (43%) |
| KOZHIKODE | 56 | 51 (91%) | 40 (71%) | 39 (70%) | 43 (77%) |
| MALAPPURAM | 53 | 51 (96%) | 50 (94%) | 41 (77%) | 44 (83%) |
| PALAKKAD | 44 | 43 (98%) | 41 (93%) | 36 (82%) | 38 (86%) |
| KANNUR | 41 | 39 (95%) | 37 (90%) | 33 (80%) | 32 (78%) |
| ALAPPUZHA | 31 | 29 (94%) | 29 (94%) | 29 (94%) | 28 (90%) |
| KOTTAYAM | 31 | 30 (97%) | 30 (97%) | 30 (97%) | 25 (81%) |
| KOLLAM | 30 | 30 (100%) | 30 (100%) | 30 (100%) | 28 (93%) |
| KASARAGOD | 23 | 20 (87%) | 19 (83%) | 19 (83%) | 16 (70%) |
| IDUKKI | 20 | 20 (100%) | 19 (95%) | 18 (90%) | 16 (80%) |
| PATHANAMTHITTA | 19 | 19 (100%) | 18 (95%) | 18 (95%) | 17 (89%) |
| WAYANAD | 17 | 17 (100%) | 17 (100%) | 17 (100%) | 16 (94%) |
| Total | 592 | 558 (94%) | 514 (87%) | 464 (78%) | 463 (78%) |

5. Appointment Booking in Hospitals (except Medical Colleges)



5. 1 Online Appointment Booking in Hospitals (except Medical Colleges)



6. eHealth Performance - Reach

