

1. eHealth Kerala - Vital Statistics

Hospital Type	Live Institutions
Family Health Centre	457
Urban Primary Health Centre	50
Community Health Centre	26
Medical College Hospital	16
General Hospital	12
Taluk Headquarters Hospital	12
Taluk Hospital	11
District Hospital	7
Specialty Hospital - Women Children	7
Primary Health Centre	4
Public Health Laboratory	2
Specialty Hospital	2
District TB Centre	1
Empanelled Diagnostic Centre	1
Government Dispensary	1
Specialty Hospital - Mental Health	1
Specialty Hospital - Pulmonary Medicine	1
Specialty Hospital - Tribal	1
Total	612

2. eHealth - District Ranking Matrix Based on Performance of all Institutions (except Medical Colleges)

The ranking matrix showcases the performance of districts in providing eHealth services through all institutions (excluding Medical Colleges) based on six different parameters.

These parameters include:

1.

Number of institutions where the reception module has started.
2.

Percentage of UHID Visits.
3.

Percentage of Doctor Consultations.
4.

Percentage of Pharmacy Prescriptions by doctors.
5.

Percentage of lab orders through doctors.
6.

Number of Live Institutions.

Weightage is assigned to the percentages calculated in intervals of 10. The rank is determined based on the sum of these weightages.

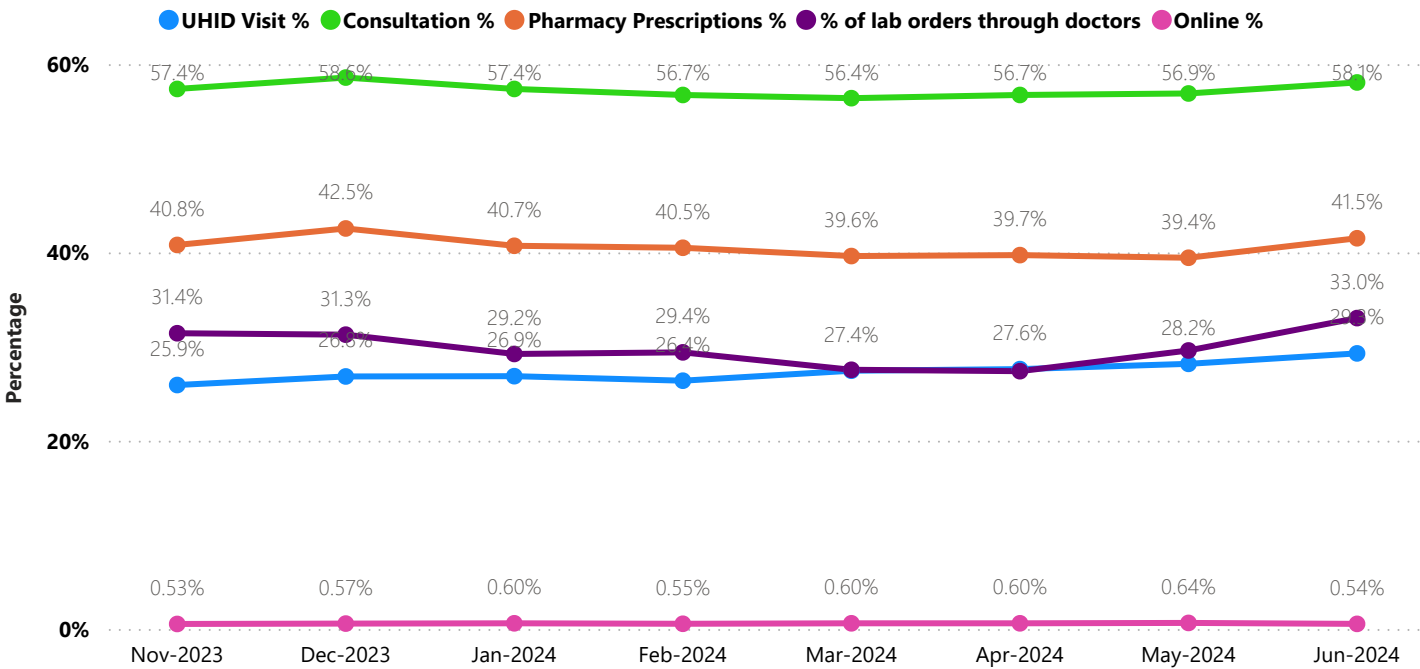
The top-performing districts should aim to maintain their positions, while the average and low-performing districts should strive to reach the 'top four' league.

The ranking matrix for the current month, May 2024, along with the previous two months, is provided in the table below.

District	April	May	June
PALAKKAD	2	2	1
WAYANAD	1	1	1
IDUKKI	2	2	2
ALAPPUZHA	6	3	3
KANNUR	6	5	3
MALAPPURAM	6	4	3
THRISSUR	4	3	3
KOLLAM	3	4	4
PATHANAMTHITTA	4	6	5
KOTTAYAM	6	5	6
KOZHIKODE	6	7	6
KASARAGOD	5	9	7
THIRUVANANTHAPURAM	4	8	8
ERNAKULAM	7	10	9

- Best performing
- Average performing
- Low performing

3. eHealth - State Performance Trend (except Medical Colleges)



3. eHealth - Institution Level Ranking (except Medical Colleges)

Hospital	State Rank
FAMILY HEALTH CENTRE ENGANDIYUR	1
Family Health Centre Kavassery	2
Family Health Centre Keralassery	2
FAMILY HEALTH CENTER NOOLPUZHA	3
FAMILY HEALTH CENTRE EDAVILANGU	3
FAMILY HEALTH CENTRE KARTHIKAPPALLY	3
FAMILY HEALTH CENTRE KUMBADAJE	3
FAMILY HEALTH CENTRE MEENACHIL	3
FAMILY HEALTH CENTRE MOORKKANAD	3
FAMILY HEALTH CENTRE POOMANGALAM	3
FAMILY HEALTH CENTRE PULIKKAL	3
FAMILY HEALTH CENTRE PUNNAPRA NORTH	3
FAMILY HEALTH CENTRE VAZHOOR	3
FAMILY HEALTH CENTRE VETTAKKAL	3
FAMILY HEALTH CENTRE ALAKODE	4
FAMILY HEALTH CENTRE CHEERAL	4
FAMILY HEALTH CENTRE CHELEMBRA	4
FAMILY HEALTH CENTRE CHETHALAYAM	4
FAMILY HEALTH CENTRE ELAMDESOM	4
FAMILY HEALTH CENTRE ENNAPPARA	4
FAMILY HEALTH CENTRE EZHUKONE	4
FAMILY HEALTH CENTRE EZHUKONE PAVITHRESWARAM	4
FAMILY HEALTH CENTRE KANDALLOOR	4
FAMILY HEALTH CENTRE KARIMKUNNAM	4
FAMILY HEALTH CENTRE KOTTATHARA	4
FAMILY HEALTH CENTRE KUDAYATHUR	4
FAMILY HEALTH CENTRE KUMARAMANGALAM	4
family Health Centre Kuthanur	4
FAMILY HEALTH CENTRE MANNUR	4
Family Health Centre Ozhalapathy	4
Family Health Centre Pallippuram	4
FAMILY HEALTH CENTRE POOTHADI	4
FAMILY HEALTH CENTRE SREENARAYANAPURAM	4
FAMILY HEALTH CENTRE THAIKKAD	4
FAMILY HEALTH CENTRE THIRUNAVAYA	4
Family Health Centre Vaniyamkulam	4
FAMILY HEALTH CENTRE VELIYAM	4

Hospital	State Rank
COMMUNITY HEALTH CENTRE VELLANAD	42
FAMILY HEALTH CENTRE ALANGAD	42
FAMILY HEALTH CENTRE CHANGAROTH	42
FAMILY HEALTH CENTRE CHELLANAM	42
FAMILY HEALTH CENTRE CHERANELLOORE	42
FAMILY HEALTH CENTRE CHERUTHANA	42
FAMILY HEALTH CENTRE ELANJI	42
FAMILY HEALTH CENTRE KARASSERY	42
FAMILY HEALTH CENTRE KONDAZHY	42
FAMILY HEALTH CENTRE KUMARAPURAM	42
FAMILY HEALTH CENTRE MADAKATHARA	42
FAMILY HEALTH CENTRE MEENADOM	42
FAMILY HEALTH CENTRE NAYARAMBALM	42
FAMILY HEALTH CENTRE PANATHUR	42
FAMILY HEALTH CENTRE PERUVANNAMUZZHI	42
FAMILY HEALTH CENTRE THIRUVILWAMALA	42
FAMILY HEALTH CENTRE UZHAMALAKKAL	42
FAMILY HEALTH CENTRE VATTAMKULAM	42
FAMILY HEALTH CENTRE VELI	42
GENERAL HOSPITAL THALASSERY	42
MENTAL HEALTH CENTRE PEROORKADA	42
TALUK HOSPITAL PALLURUTHY	42
URBAN PRIMARY HEALTH CENTRE KOLASSERY	42
URBAN PRIMARY HEALTH CENTRE THAMMANAM	42
URBAN PRIMARY HEALTH CENTRE THRIKKAKARA	42
WOMEN AND CHILDREN HOSPITAL KOZHIKODE	42
DISTRICT HOSPITAL KANHANGAD	41
URBAN FAMILY HEALTH CENTRE FEROKE	41
FAMILY HEALTH CENTRE KUZHOOR	40
FAMILY HEALTH CENTRE AVOLY	39
FAMILY HEALTH CENTRE AROOR	38
URBAN FAMILY HEALTH CENTRE GURUVAYOOR	38
COMMUNITY HEALTH CENTRE CHERPU	37
DISTRICT HOSPITAL ALUVA	37
DISTRICT HOSPITAL TIRUR	37
FAMILY HEALTH CENTRE KOTTAYAM MALABAR	37
FAMILY HEALTH CENTRE KUTTAMPUZHA	37

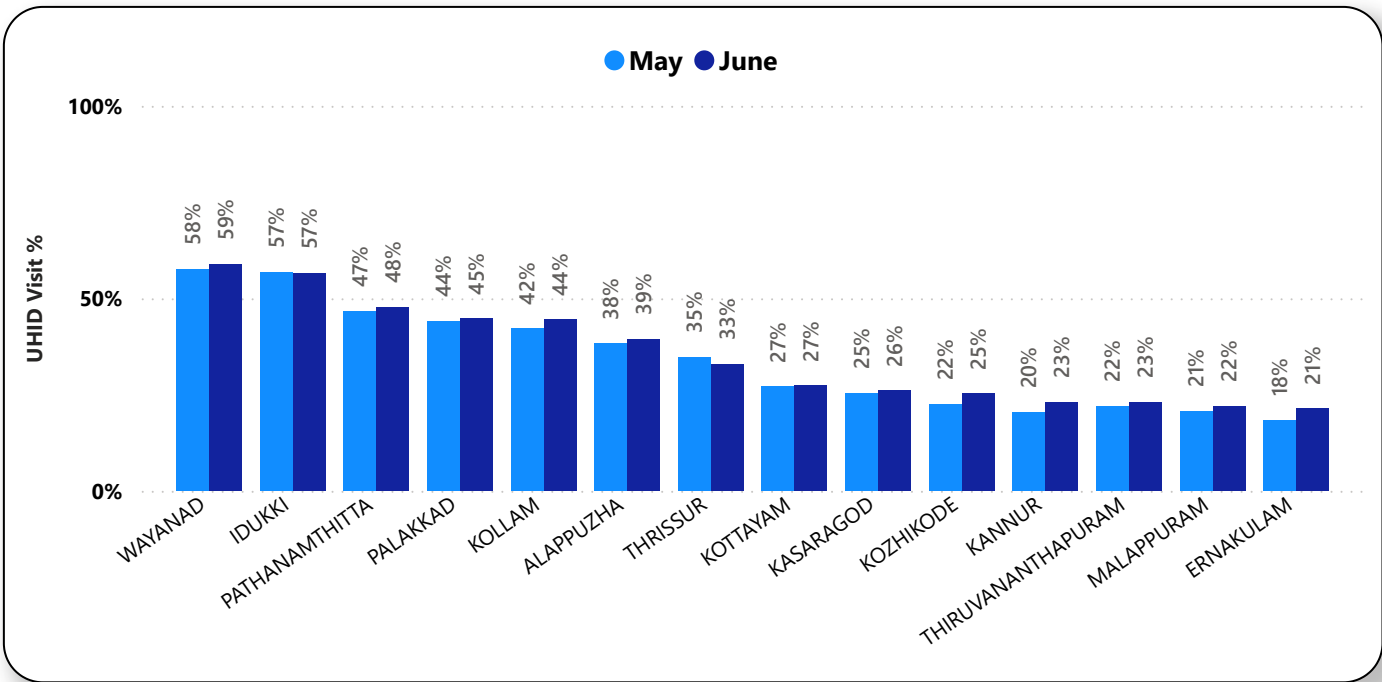
3.1 eHealth Performance - Reception Module

Reception Module is considered to be functional in an institution only if the number of total visits for the month is of minimum 500.

District	Live Institutions	Institutions with Reception	% of institutions with Reception
IDUKKI	20	20	100.00%
KOLLAM	30	30	100.00%
PATHANAMTHITTA	19	19	100.00%
WAYANAD	17	17	100.00%
PALAKKAD	44	43	97.73%
THIRUVANANTHAPURAM	100	97	97.00%
KOTTAYAM	31	30	96.77%
MALAPPURAM	53	51	96.23%
KANNUR	41	39	95.12%
ALAPPUZHA	31	29	93.55%
THRISSUR	69	64	92.75%
KOZHIKODE	56	51	91.07%
KASARAGOD	23	20	86.96%
ERNAKULAM	58	48	82.76%
Total	592	558	94.26%

3.2 e-Health Performance - UHID Visits

UHID Visit % is calculated as (UHID Visits / Total Visit) *100



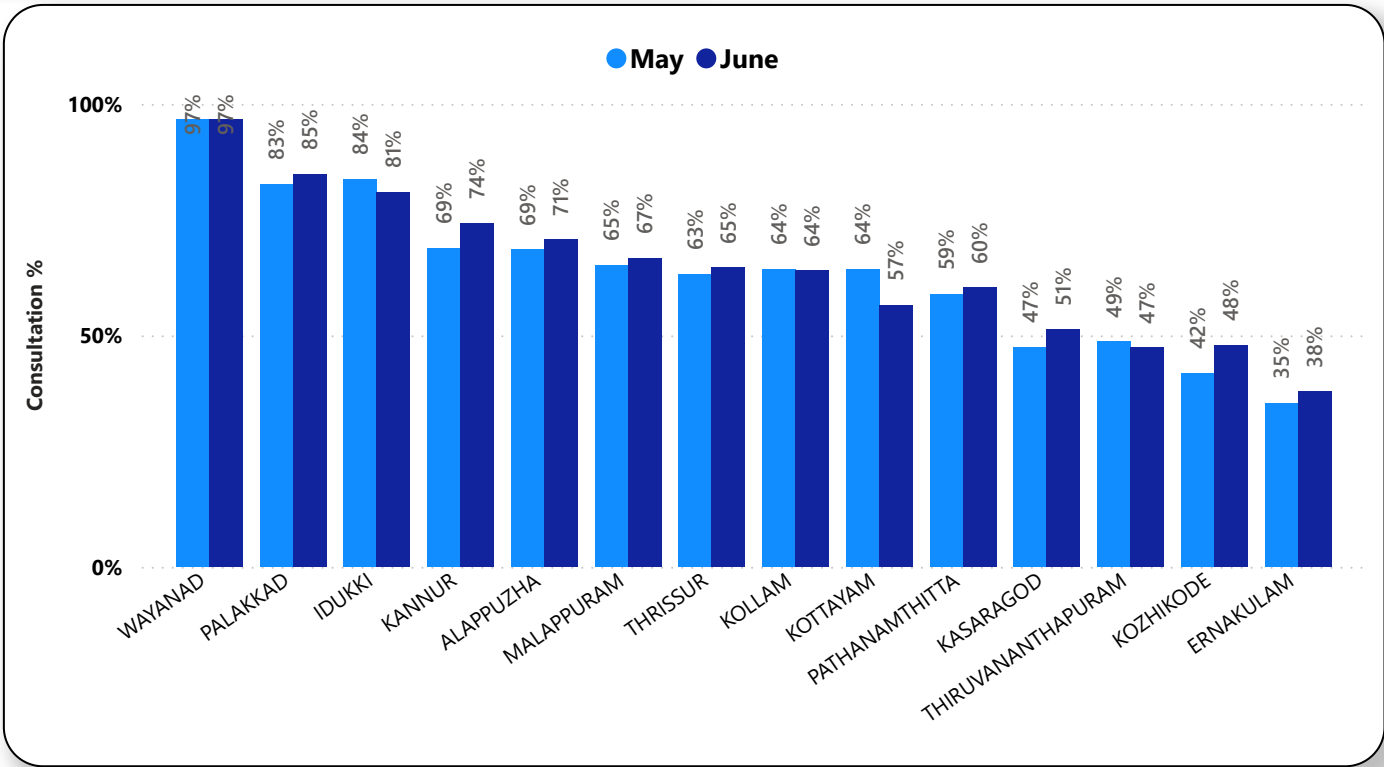
Institutions based on UHID Visits

Hospital	UHID Visit %
FAMILY HEALTH CENTRE ANAKUDY	96.35%
FAMILY HEALTH CENTRE THAIKKAD	92.83%
FAMILY HEALTH CENTRE MUNAMBAM	91.55%
Family Health Centre Kavassery	91.43%
FAMILY HEALTH CENTRE ENGANDIYUR	90.57%
FAMILY HEALTH CENTRE UMMANNOOR	89.25%
FAMILY HEALTH CENTRE NARANAMMOOZHY	89.00%
FAMILY HEALTH CENTRE VETTAKKAL	88.45%
FAMILY HEALTH CENTRE KOTTANGAL	88.23%
FAMILY HEALTH CENTRE MANNUR	86.90%
FAMILY HEALTH CENTRE ANICADU	86.76%
FAMILY HEALTH CENTRE PURAKKAD	86.07%
FAMILY HEALTH CENTRE VELLAVOOR	86.01%
Family Health Centre Keralassery	85.45%
FAMILY HEALTH CENTRE POZHUTHANA	84.95%
URBAN PRIMARY HEALTH CENTRE	84.88%

Hospital	UHID Visit %
COMMUNITY HEALTH CENTRE VELLANAD	0.00%
FAMILY HEALTH CENTRE ALANGAD	0.00%
FAMILY HEALTH CENTRE CHANGAROTH	0.00%
FAMILY HEALTH CENTRE CHELLANAM	0.00%
FAMILY HEALTH CENTRE CHERANELLOORE	0.00%
FAMILY HEALTH CENTRE CHERUTHANA	0.00%
FAMILY HEALTH CENTRE ELANJI	0.00%
FAMILY HEALTH CENTRE KARASSERY	0.00%
FAMILY HEALTH CENTRE KONDAZHY	0.00%
FAMILY HEALTH CENTRE MADAKATHARA	0.00%
FAMILY HEALTH CENTRE MEENADOM	0.00%
FAMILY HEALTH CENTRE NAYARAMBALM	0.00%
FAMILY HEALTH CENTRE PANATHUR	0.00%
FAMILY HEALTH CENTRE PERUVANNAMUZHI	0.00%
FAMILY HEALTH CENTRE THIRUVILWAMALA	0.00%
FAMILY HEALTH CENTRE UZHAMALAKKAL	0.00%

3.3 e-Health Performance - Doctor Consultation

Consultation % is calculated as (Doctor Consultation / OP Visits) *100



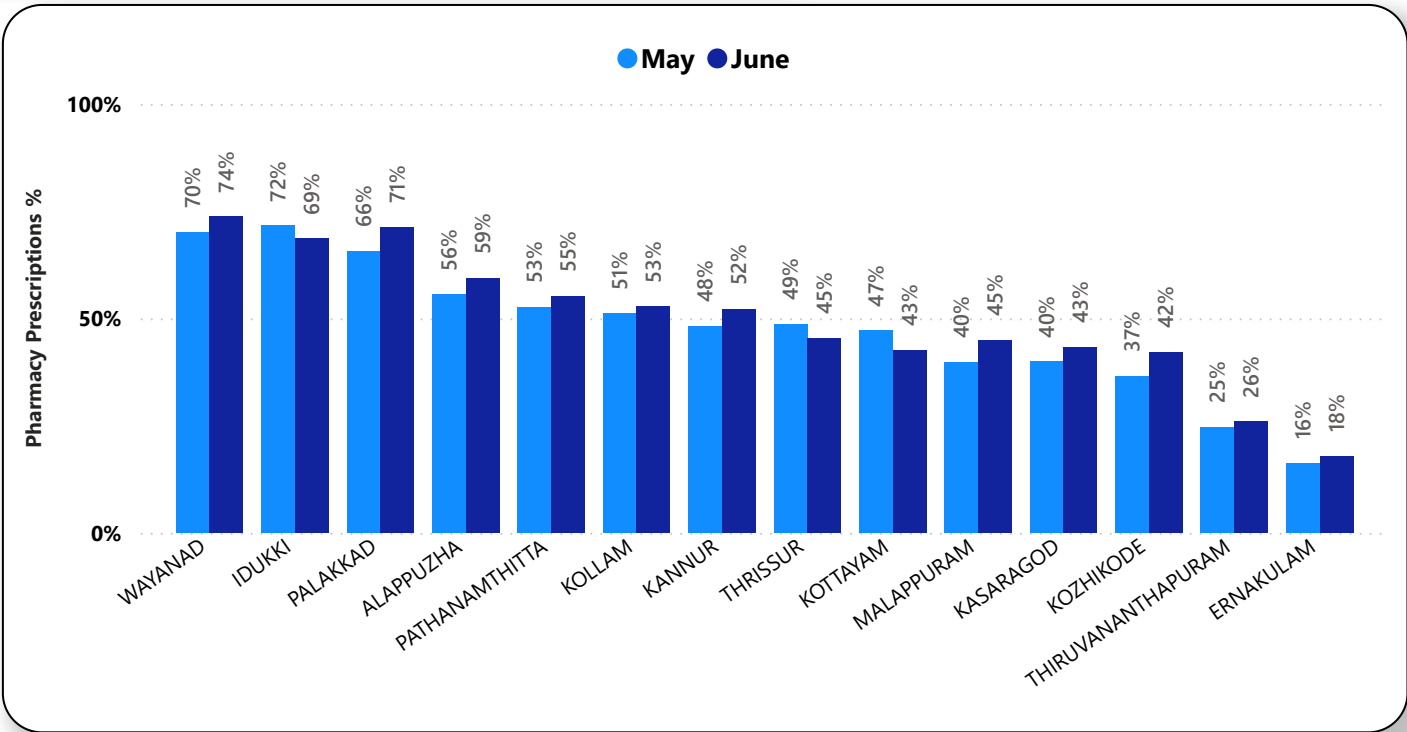
Doctor Consultation Percentage in all Institutions

Hospital	Doctor Consultation %
Family Health Centre Kottopadam	100.00%
FAMILY HEALTH CENTRE THALAKKAD	100.00%
PRIMARY HEALTH CENTRE VELLAYANI	100.00%
FAMILY HEALTH CENTRE EROOR	99.98%
Family Health Centre Sreekrishnapuram	99.98%
FAMILY HEALTH CENTRE MEZHUVELI	99.95%
FAMILY HEALTH CENTRE THIRUNAVAYA	99.95%
FAMILY HEALTH CENTRE KANCHIYAR	99.93%
Family Health Centre Ozhalapathy	99.93%
FAMILY HEALTH CENTRE VELIYAM	99.93%
FAMILY HEALTH CENTRE PARASUVAIKKAL PARASALA	99.91%
FAMILY HEALTH CENTRE POOTHADI	99.91%
FAMILY HEALTH CENTRE UDUMBANTHALA	99.90%
FAMILY HEALTH CENTRE CHEEDAI	99.89%

Hospital	Doctor Consultation %
COMMUNITY HEALTH CENTRE CHERPU	0.00%
COMMUNITY HEALTH CENTRE KALLARA	0.00%
COMMUNITY HEALTH CENTRE ULLIYERI	0.00%
COMMUNITY HEALTH CENTRE VELLANAD	0.00%
DISTRICT HOSPITAL KANHANGAD	0.00%
DISTRICT HOSPITAL TIRUR	0.00%
FAMILY HEALTH CENTRE ALANGAD	0.00%
FAMILY HEALTH CENTRE AROOR	0.00%
FAMILY HEALTH CENTRE AVOLY	0.00%
FAMILY HEALTH CENTRE AYYAMPILLY	0.00%
FAMILY HEALTH CENTRE CHANGAROTH	0.00%
FAMILY HEALTH CENTRE CHELLANAM	0.00%
FAMILY HEALTH CENTRE CHERANELLOORE	0.00%
FAMILY HEALTH CENTRE CHERUTHANA	0.00%

3.4 e-Health Performance - Pharmacy Usage

Pharmacy % is calculated as (Pharmacy Prescriptions/ Total OP Visits) *100

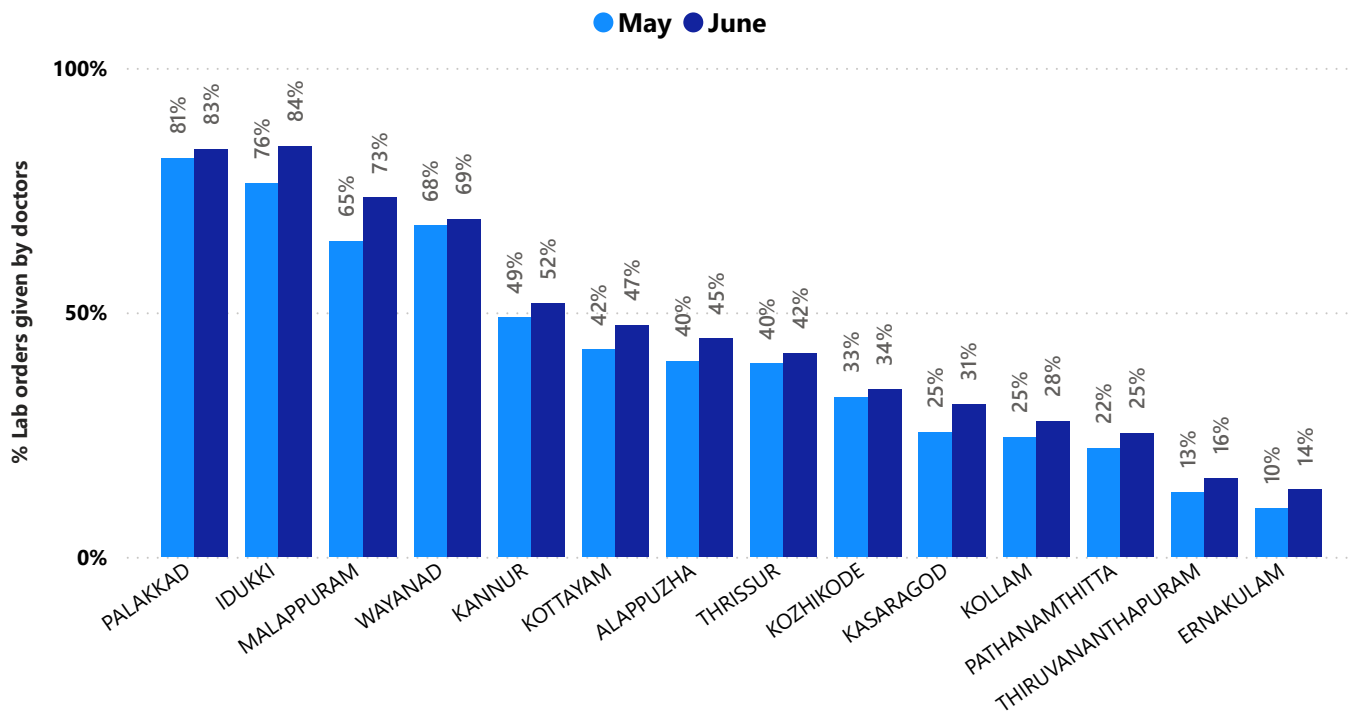


Pharmacy Usage in all Institutions

Hospital	Pharmacy Usage %	Hospital	Pharmacy Usage %
FAMILY HEALTH CENTRE BRAHMAMANGALAM	100.00%	COMMUNITY HEALTH CENTRE PATTIAM	0.00%
FAMILY HEALTH CENTRE CHENGOTTUKAVU	100.00%	COMMUNITY HEALTH CENTRE CHERPU	0.00%
Family Health Centre Kottopadam	100.00%	COMMUNITY HEALTH CENTRE KALLARA	0.00%
FAMILY HEALTH CENTRE MOONNILAVU	100.00%	COMMUNITY HEALTH CENTRE ULLIYERI	0.00%
FAMILY HEALTH CENTRE PAIPPAD	100.00%	COMMUNITY HEALTH CENTRE VELLANAD	0.00%
FAMILY HEALTH CENTRE UDAYANAPURAM	100.00%	COMMUNITY HEALTH CENTRE VELLARADA	0.00%
FAMILY HEALTH CENTRE VELLAVOOR	100.00%	DISTRICT HOSPITAL KANHANGAD	0.00%
URBAN PRIMARY HEALTH CENTRE NILESHWARAM	100.00%	DISTRICT HOSPITAL NEDUMANGAD	0.00%
URBAN PRIMARY HEALTH CENTRE PERUNNA	100.00%	DISTRICT HOSPITAL TIRUR	0.00%
FAMILY HEALTH CENTRE KUMBADAJE	99.06%	FAMILY HEALTH CENTRE ALAMKODE	0.00%
FAMILY HEALTH CENTRE AYYAMPUZHA	98.76%	FAMILY HEALTH CENTRE ALANGAD	0.00%
FAMILY HEALTH CENTRE PARAMPUZHA	98.75%	FAMILY HEALTH CENTRE AROOR	0.00%
FAMILY HEALTH CENTRE VEERANAKAVU	98.35%	FAMILY HEALTH CENTRE AVOLY	0.00%
FAMILY HEALTH CENTRE THIRUNAVAYA	98.08%	FAMILY HEALTH CENTRE AYALUR	0.00%
		FAMILY HEALTH CENTRE AYYAMPILLY	0.00%
		FAMILY HEALTH CENTRE CHANGAROTH	0.00%

3.5 e-Health Performance - Lab Usage

Lab % is calculated as (Lab orders given by doctors / Total Lab Orders) *100



Lab Usage in all Institutions

Hospital	Lab Usage %
COASTAL SPECIALITY HOSPITAL VALIYATHURA	100.00%
COMMUNITY HEALTH CENTRE PALODE	100.00%
FAMILY HEALTH CENTRE AJANUR	100.00%
Family Health Centre Chalavara	100.00%
FAMILY HEALTH CENTRE CHENGALAYI	100.00%
FAMILY HEALTH CENTRE CHERUNNIYOOR	100.00%
FAMILY HEALTH CENTRE CHERUVATTOOR	100.00%
FAMILY HEALTH CENTRE CHETTIKULANGARA	100.00%
FAMILY HEALTH CENTRE DEVIKULANGARA	100.00%
FAMILY HEALTH CENTRE EDAPPALLY	100.00%
FAMILY HEALTH CENTRE ENGANDIYUR	100.00%
FAMILY HEALTH CENTRE KADUTHURUTHY	100.00%
FAMILY HEALTH CENTRE KALLADA EAST	100.00%
Family Health Centre Kalladikode	100.00%
FAMILY HEALTH CENTRE KANDALLOOR	100.00%

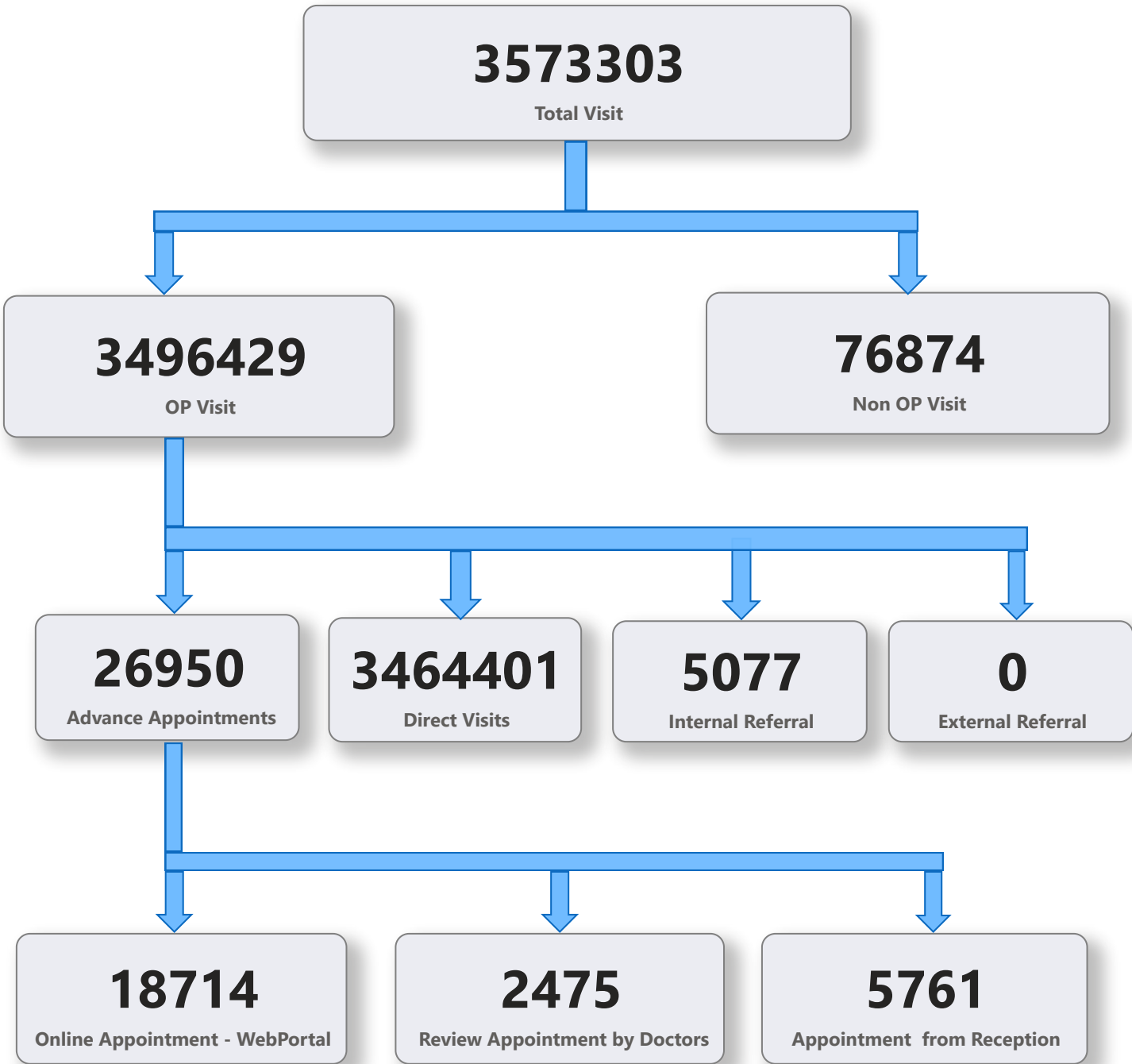
Hospital	Lab Usage %
COMMUNITY HEALTH CENTRE PATTIAM	0.00%
COMMUNITY HEALTH CENTRE CHERPU	0.00%
COMMUNITY HEALTH CENTRE IRANIMUTTOM	0.00%
COMMUNITY HEALTH CENTRE KALLARA	0.00%
COMMUNITY HEALTH CENTRE ULLIYERI	0.00%
COMMUNITY HEALTH CENTRE VELLANAD	0.00%
COMMUNITY HEALTH CENTRE VILAPPIL	0.00%
DISTRICT HOSPITAL ALUVA	0.00%
DISTRICT HOSPITAL KANHANGAD	0.00%
DISTRICT HOSPITAL TIRUR	0.00%
DISTRICT TB CENTRE THIRUVANANTHAPURAM	0.00%
FAMILY HEALTH CENTRE ADAT	0.00%
FAMILY HEALTH CENTRE ALANGAD	0.00%
FAMILY HEALTH CENTRE AROOR	0.00%

4. Status of Modules Usage in Hospitals

District wise status of live institutions and the count of various modules [Reception, OP Consultation, Lab, Pharmacy] started / functional. This list excludes Medical College Hospitals, CCRC and PH Labs.

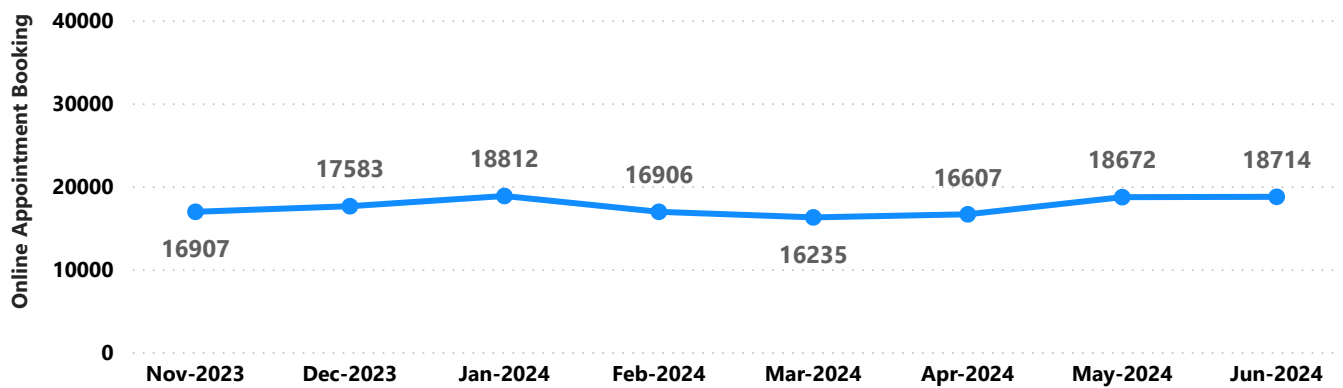
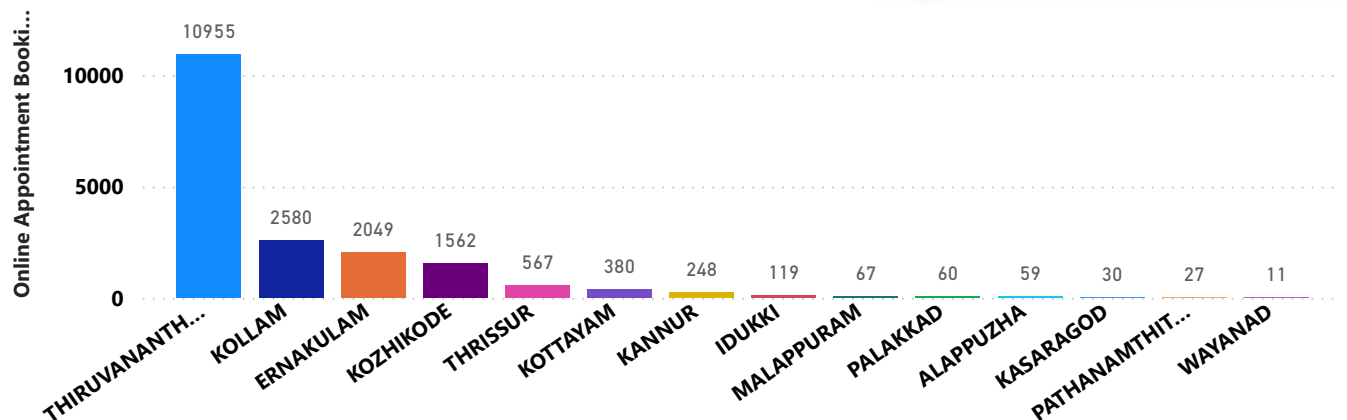
District	Live Institutions	Reception	Consultation	Pharmacy	Lab
THIRUVANANTHAPURAM	100	97 (97%)	88 (88%)	76 (76%)	81 (81%)
THRISSUR	69	64 (93%)	62 (90%)	54 (78%)	54 (78%)
ERNAKULAM	58	48 (83%)	34 (59%)	24 (41%)	25 (43%)
KOZHIKODE	56	51 (91%)	40 (71%)	39 (70%)	43 (77%)
MALAPPURAM	53	51 (96%)	50 (94%)	41 (77%)	44 (83%)
PALAKKAD	44	43 (98%)	41 (93%)	36 (82%)	38 (86%)
KANNUR	41	39 (95%)	37 (90%)	33 (80%)	32 (78%)
ALAPPUZHA	31	29 (94%)	29 (94%)	29 (94%)	28 (90%)
KOTTAYAM	31	30 (97%)	30 (97%)	30 (97%)	25 (81%)
KOLLAM	30	30 (100%)	30 (100%)	30 (100%)	28 (93%)
KASARAGOD	23	20 (87%)	19 (83%)	19 (83%)	16 (70%)
IDUKKI	20	20 (100%)	19 (95%)	18 (90%)	16 (80%)
PATHANAMTHITTA	19	19 (100%)	18 (95%)	18 (95%)	17 (89%)
WAYANAD	17	17 (100%)	17 (100%)	17 (100%)	16 (94%)
Total	592	558 (94%)	514 (87%)	464 (78%)	463 (78%)

5. Appointment Booking in Hospitals (except Medical Colleges)

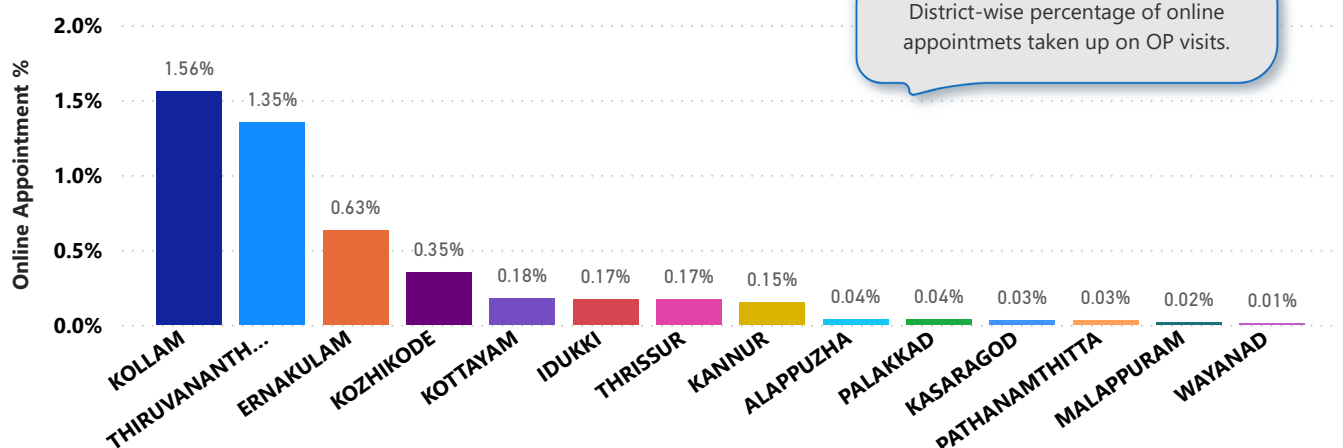


5. 1 Online Appointment Booking in Hospitals (except Medical Colleges)

District-wise count of online appointments taken.



District-wise percentage of online appointments taken up on OP visits.



6. eHealth Performance - Reach

