

1. eHealth Kerala - Vital Statistics

Hospital Type	Live Institutions
Family Health Centre	57
Community Health Centre	17
Urban Primary Health Centre	7
Medical College Hospital	4
Primary Health Centre	4
Taluk Hospital	3
District Hospital	2
General Hospital	2
Taluk Headquarters Hospital	2
District TB Centre	1
Empanelled Diagnostic Centre	1
Government Dispensary	1
Public Health Laboratory	1
Specialty Hospital	1
Specialty Hospital - Mental Health	1
Specialty Hospital - Pulmonary Medicine	1
Specialty Hospital - Women Children	1
Total	106

2. eHealth - District Ranking Matrix Based on Performance of all Institutions (except Medical Colleges)

The ranking matrix showcases the performance of districts in providing eHealth services through all institutions (excluding Medical Colleges) based on six different parameters.

These parameters include:

1.

Number of institutions where the reception module has started.
2.

Percentage of UHID Visits.
3.

Percentage of Doctor Consultations.
4.

Percentage of Pharmacy Prescriptions by doctors.
5.

Percentage of lab orders through doctors.
6.

Number of Live Institutions.

Weightage is assigned to the percentages calculated in intervals of 10. The rank is determined based on the sum of these weightages.

The top-performing districts should aim to maintain their positions, while the average and low-performing districts should strive to reach the 'top four' league.

The ranking matrix for the current month, June 2024, along with the previous two months, is provided in the table below.

District	April	May	June
PALAKKAD	2	2	1
WAYANAD	1	1	1
IDUKKI	2	2	2
ALAPPUZHA	6	3	3
KANNUR	6	5	3
MALAPPURAM	6	4	3
THRISSUR	4	3	3
KOLLAM	3	4	4
PATHANAMTHITTA	4	6	5
KOTTAYAM	6	5	6
KOZHIKODE	6	7	6
KASARAGOD	5	9	7
THIRUVANANTHAPURAM	4	8	8
ERNAKULAM	7	10	9

- Best performing
- Average performing
- Low performing

3. eHealth - Institution Level Ranking (except Medical Colleges)

Hospital	Rank
PRIMARY HEALTH CENTRE VELLAYANI	1
FAMILY HEALTH CENTRE POOZHANAD	2
FAMILY HEALTH CENTRE VEERANAKAVU	2
FAMILY HEALTH CENTRE ANAKUDY	3
FAMILY HEALTH CENTRE KALLIKKAD NEW	3
FAMILY HEALTH CENTRE KOTTUKAL	3
FAMILY HEALTH CENTRE PULIMATH	3
FAMILY HEALTH CENTRE AMACHAL NEW	4
FAMILY HEALTH CENTRE ANAD	4
FAMILY HEALTH CENTRE KUTTICHAL	4
FAMILY HEALTH CENTRE MADAVOOR	4
FAMILY HEALTH CENTRE MUKKOLA	4
FAMILY HEALTH CENTRE PANAVOOR	4
FAMILY HEALTH CENTRE POZHIVOOR	4
URBAN PRIMARY HEALTH CENTRE MAMBAZHAKKARA	4
FAMILY HEALTH CENTRE CHERUNNIYOOR	5
FAMILY HEALTH CENTRE KOLLAYIL	5
FAMILY HEALTH CENTRE PARANIYAM	5
FAMILY HEALTH CENTRE PERUMPAZHUTHOOR	5
FAMILY HEALTH CENTRE VAMANAPURAM	5
PRIMARY HEALTH CENTRE KALLIYOOR	5
COASTAL SPECIALITY HOSPITAL VALIYATHURA	6
COMMUNITY HEALTH CENTRE VENPAKAL	6
FAMILY HEALTH CENTRE EDAVA	6
FAMILY HEALTH CENTRE MARANALLOOR	6
FAMILY HEALTH CENTRE PARASUVAIKKAL PARASALA	6
COMMUNITY HEALTH CENTRE ANDOORKONAM	7
FAMILY HEALTH CENTRE ARUVIKKARA	7
FAMILY HEALTH CENTRE JAGATHY	7
FAMILY HEALTH CENTRE VATTIYOORKAVU	7
URBAN PRIMARY HEALTH CENTRE CHALAI	7
COMMUNITY HEALTH CENTRE PALLICKAL	8
FAMILY HEALTH CENTRE KARAKULAM	8
FAMILY HEALTH CENTRE KUNNATHUKAL	8
FAMILY HEALTH CENTRE MALAYADI	8
FAMILY HEALTH CENTRE MANICKAL	8
FAMILY HEALTH CENTRE VETTOOR	8

Hospital	Rank
COMMUNITY HEALTH CENTRE VELLANAD	29
FAMILY HEALTH CENTRE UZHAMALAKKAL	29
FAMILY HEALTH CENTRE VELI	29
MENTAL HEALTH CENTRE PEROORKADA	29
PRIMARY HEALTH CENTRE BHARATHANNOOR	28
TALUK HEADQUARTERS HOSPITAL CHIRAYINKEEZH	28
TALUK HOSPITAL FORT THIRUVANANTHAPURAM	28
COMMUNITY HEALTH CENTRE ANCHUTHENGU	27
COMMUNITY HEALTH CENTRE KANYAKULANGARA	27
DISTRICT HOSPITAL NEDUMANGAD	27
COMMUNITY HEALTH CENTRE KALLARA	26
GENERAL HOSPITAL THIRUVANANTHAPURAM	26
INTEGRATED FAMILY HEALTH CENTRE PANGAPPARA	26
COMMUNITY HEALTH CENTRE MANAMBOOR	25
COMMUNITY HEALTH CENTRE VELLARADA	25
DISTRICT MODEL HOSPITAL PEROORKADA	25
SECRETARIAT HEALTH CENTRE THIRUVANANTHAPURAM	25
TALUK HOSPITAL NEMOM	25
TALUK HOSPITAL VITHURA	24
WOMEN AND CHILDREN HOSPITAL THYCAUD	24
CHEST DISEASES HOSPITAL PULAYANARKOTTAH	23
COMMUNITY HEALTH CENTRE POOVAR	23
COMMUNITY HEALTH CENTRE PUTHENTHOPE	23
COMMUNITY HEALTH CENTRE VILAPPIL	23
FAMILY HEALTH CENTRE KATTAKADA	23
GENERAL HOSPITAL NEYYATTINKARA	23
TALUK HEADQUARTERS HOSPITAL VARKALA	23
FAMILY HEALTH CENTRE PUTHUKURICHY	22
COMMUNITY HEALTH CENTRE KESAVAPURAM	21
FAMILY HEALTH CENTRE CHEMBOOR	21
COMMUNITY HEALTH CENTRE ARYANAD	20
FAMILY HEALTH CENTRE AMBOORI	20
DISTRICT TB CENTRE THIRUVANANTHAPURAM	19
FAMILY HEALTH CENTRE MANGALAPURAM	19
URBAN PRIMARY HEALTH CENTRE	19

3.1 eHealth Performance - Reception Module

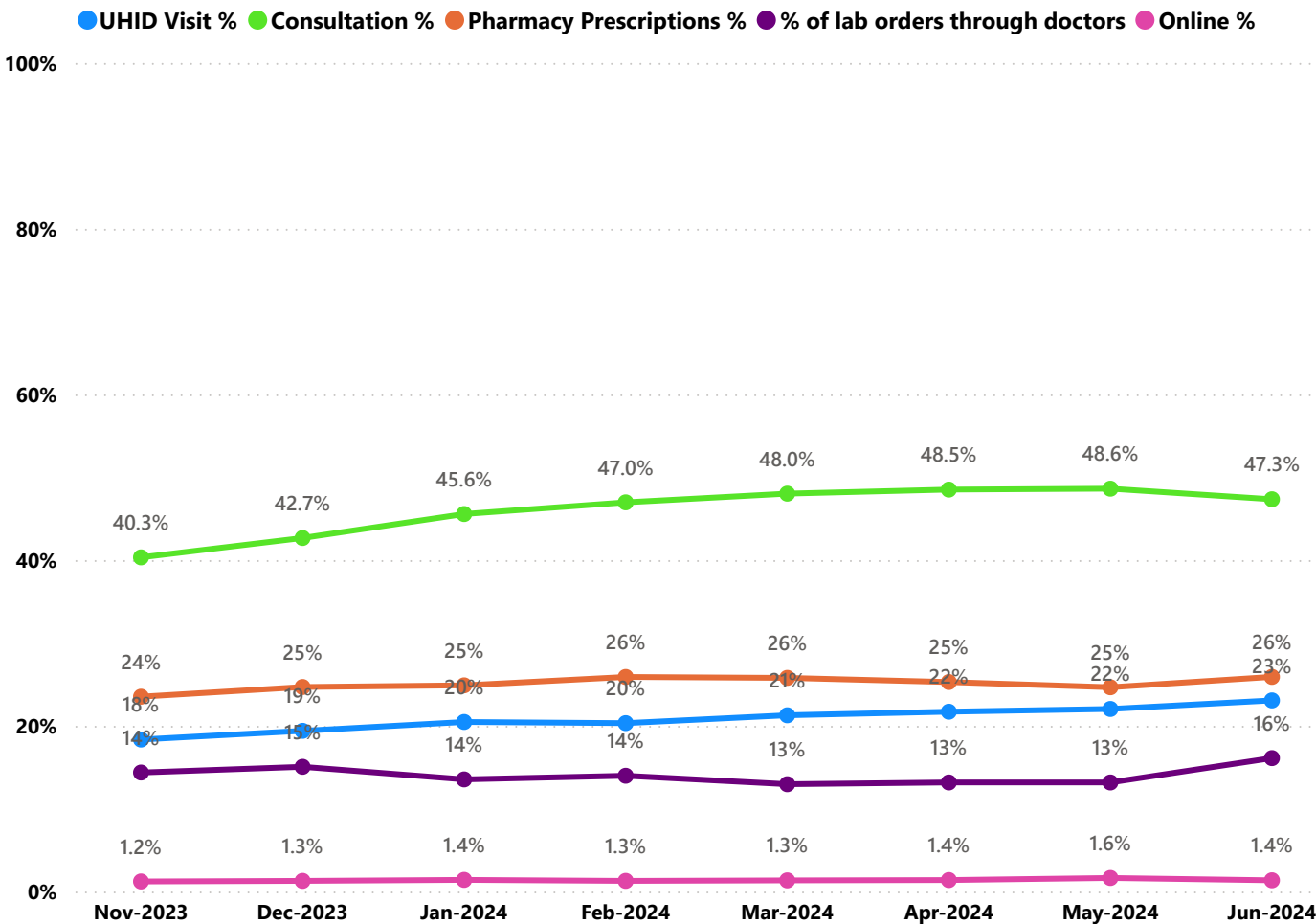
Reception Module is considered to be functional in an institution only if the number of total visits for the month is of minimum 500.

District	Institution Count	Institutions with Reception	% of institutions with Reception
IDUKKI	20	20	100.00%
KOLLAM	30	30	100.00%
PATHANAMTHITTA	19	19	100.00%
WAYANAD	17	17	100.00%
PALAKKAD	44	43	97.73%
THIRUVANANTHAPURAM	100	97	97.00%
KOTTAYAM	31	30	96.77%
MALAPPURAM	53	51	96.23%
KANNUR	41	39	95.12%
ALAPPUZHA	31	29	93.55%
THRISSUR	69	64	92.75%
KOZHIKODE	56	51	91.07%
KASARAGOD	23	20	86.96%
ERNAKULAM	59	48	81.36%

Hospital Name
FAMILY HEALTH CENTRE VELI
FAMILY HEALTH CENTRE UZHAMALAKKAL
COMMUNITY HEALTH CENTRE VELLANAD

Institutions where the reception module is either not started or not using

3.2 e-Health Performance Trend



- UHID Visit % is calculated as $(UHID\ Visits / Total\ Visit) \times 100$
- Consultation % is calculated as $(Doctor\ Consultation / OP\ Visits) \times 100$
- Pharmacy % is calculated as $(Pharmacy\ Prescriptions / Total\ OP\ Visits) \times 100$
- Lab % is calculated as $(Lab\ orders\ given\ by\ doctors / Total\ Lab\ Orders) \times 100$
- Online % is calculated as $(Online\ appointments\ via\ web\ portal / Total\ OP\ Visits) \times 100$

3.3 e-Health Performance Indicators

Hospital	UHID Visit %	Consultation %	Pharmacy Prescriptions %	% of Lab Orders given by Doctors
PRIMARY HEALTH CENTRE VELLAYANI	41.94%	100.00%	88.87%	93.67%
FAMILY HEALTH CENTRE POOZHANAD	56.05%	99.28%	88.31%	74.55%
FAMILY HEALTH CENTRE VEERANAKAVU	71.73%	95.30%	98.35%	48.31%
FAMILY HEALTH CENTRE ANAKUDY	96.35%	91.89%	79.76%	34.58%
FAMILY HEALTH CENTRE KALLIKKAD NEW	57.75%	99.52%	88.78%	66.97%
FAMILY HEALTH CENTRE KOTTUKAL	70.73%	99.61%	85.56%	44.79%
FAMILY HEALTH CENTRE PULIMATH	79.75%	98.21%	91.99%	33.67%
FAMILY HEALTH CENTRE AMACHAL NEW	52.36%	99.77%	79.72%	56.78%
FAMILY HEALTH CENTRE ANAD	44.44%	93.07%	87.57%	53.64%
FAMILY HEALTH CENTRE KUTTICHAL	43.19%	99.58%	85.12%	57.38%
FAMILY HEALTH CENTRE MADAVOOR	22.08%	89.92%	78.71%	100.00%
FAMILY HEALTH CENTRE MUKKOLA	40.32%	90.62%	82.58%	56.59%
FAMILY HEALTH CENTRE PANA VOOR	49.01%	93.34%	89.09%	54.24%
FAMILY HEALTH CENTRE POZHIOOR	24.05%	99.79%	88.22%	74.97%
URBAN PRIMARY HEALTH CENTRE MAMBAZHAKKARA	3.20%	99.81%	83.35%	100.00%
FAMILY HEALTH CENTRE CHERUNNIYOOR	42.28%	78.89%	53.01%	100.00%
FAMILY HEALTH CENTRE KOLLAYIL	53.08%	98.50%	89.72%	35.91%
FAMILY HEALTH CENTRE PARANIYAM	29.50%	98.97%	60.46%	88.70%
FAMILY HEALTH CENTRE PERUMPAZHUTHOOR	54.45%	86.80%	72.28%	59.31%
FAMILY HEALTH CENTRE VAMANAPURAM	40.55%	96.48%	68.90%	68.65%
PRIMARY HEALTH CENTRE KALLIYOOR	40.58%	96.44%	76.35%	56.20%
COASTAL SPECIALITY HOSPITAL VALIYATHURA	5.10%	95.76%	64.02%	100.00%
COMMUNITY HEALTH CENTRE VENPAKAL	51.05%	90.12%	67.06%	47.81%
FAMILY HEALTH CENTRE EDAVA	36.26%	90.73%	85.07%	41.85%
FAMILY HEALTH CENTRE MARANALLOOR	55.61%	97.88%	83.95%	28.47%
FAMILY HEALTH CENTRE PARASUVAIKKAL PARASALA	60.18%	99.91%	91.78%	0.00%
COMMUNITY HEALTH CENTRE ANDOORKONAM	22.84%	92.22%	63.88%	62.80%
FAMILY HEALTH CENTRE ARUVIKKARA	40.93%	96.62%	53.70%	56.64%
FAMILY HEALTH CENTRE JAGATHY	7.89%	93.38%	84.22%	65.17%
FAMILY HEALTH CENTRE VATTIYOORKAVU	14.01%	81.87%	79.03%	73.37%
URBAN PRIMARY HEALTH CENTRE CHALAI	42.61%	89.55%	28.85%	100.00%
COMMUNITY HEALTH CENTRE PALLICKAL	48.60%	85.09%	67.11%	45.73%
FAMILY HEALTH CENTRE KARAKULAM	25.34%	82.01%	37.69%	93.47%
FAMILY HEALTH CENTRE KUNNATHUKAL	26.92%	95.54%	75.01%	41.57%
FAMILY HEALTH CENTRE MALAYADI	54.75%	99.45%	86.49%	0.00%
FAMILY HEALTH CENTRE MANICKAL	16.96%	95.67%	80.61%	48.93%
FAMILY HEALTH CENTRE VETTOOR	34.71%	72.33%	30.68%	100.00%
URBAN PRIMARY HEALTH CENTRE MUTTADA	25.59%	99.16%	56.49%	60.86%
URBAN PRIMARY HEALTH CENTRE POOVATHOOR	28.97%	64.10%	58.77%	100.00%
FAMILY HEALTH CENTRE CHENKAL	21.46%	99.58%	85.20%	28.43%
FAMILY HEALTH CENTRE KADAKAMPALLY	13.22%	99.54%	86.50%	33.50%
FAMILY HEALTH CENTRE PERUMATHURA	19.45%	84.31%	71.87%	57.91%

3.3 e-Health Performance Indicators

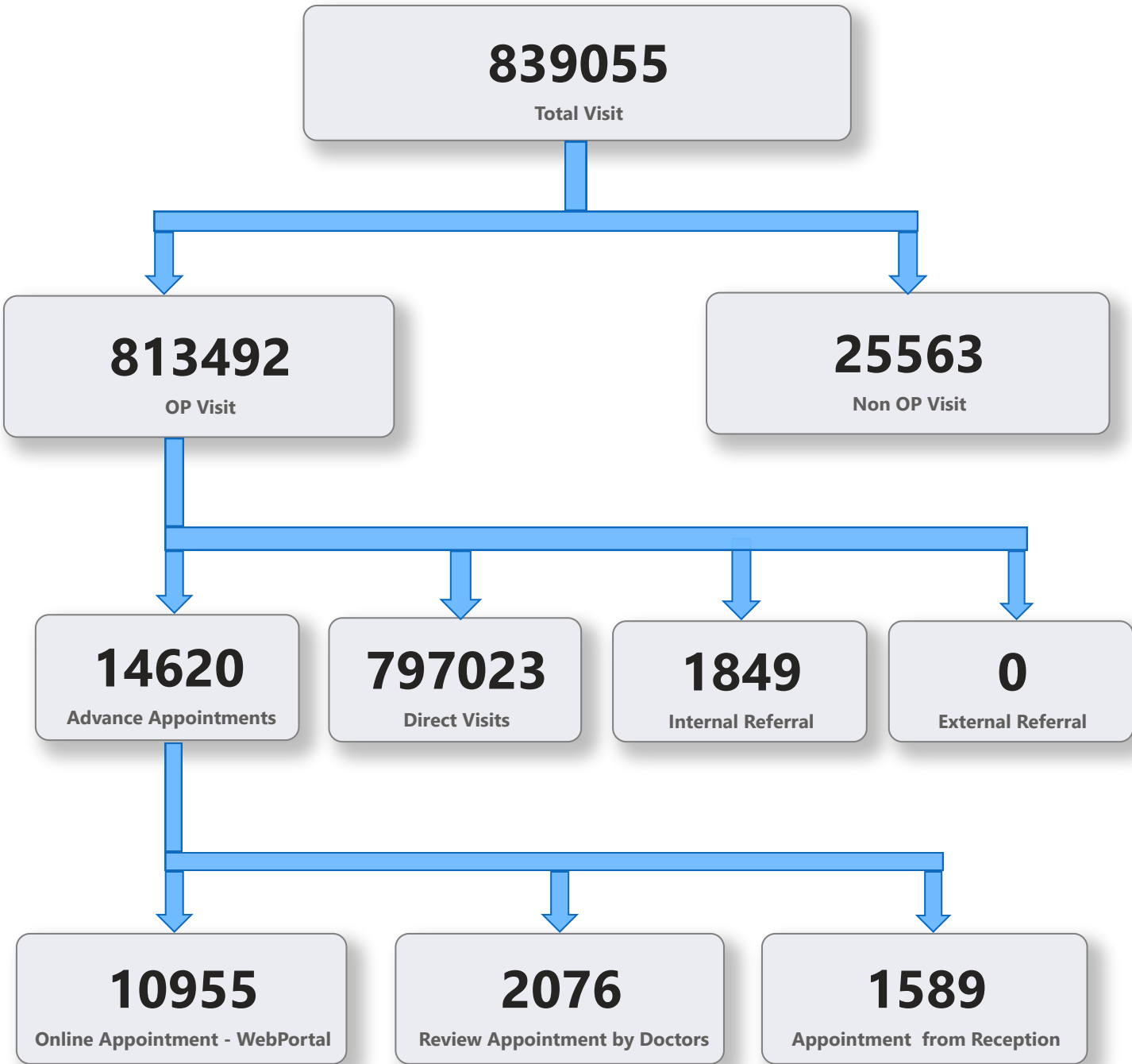
Hospital	UHID Visit %	Consultation %	Pharmacy Prescriptions %	% of Lab Orders given by Doctors
MENTAL HEALTH CENTRE PEROORKADA	0.00%	0.70%	0.00%	0.00%
FAMILY HEALTH CENTRE VELI	0.00%	0.00%	0.00%	0.00%
FAMILY HEALTH CENTRE UZHAMALAKKAL	0.00%	0.00%	0.00%	0.00%
COMMUNITY HEALTH CENTRE VELLANAD	0.00%	0.00%	0.00%	0.00%
TALUK HOSPITAL FORT THIRUVANANTHAPURAM	4.76%	0.00%	0.00%	0.00%
TALUK HEADQUARTERS HOSPITAL CHIRAYINKEEZH	5.32%	2.40%	0.00%	0.00%
PRIMARY HEALTH CENTRE BHARATHANNOOR	7.35%	0.00%	0.00%	0.00%
DISTRICT HOSPITAL NEDUMANGAD	1.89%	11.37%	0.00%	0.41%
COMMUNITY HEALTH CENTRE KANYAKULANGARA	16.56%	8.38%	7.78%	0.46%
COMMUNITY HEALTH CENTRE ANCHUTHENGU	11.88%	3.40%	2.10%	6.47%
INTEGRATED FAMILY HEALTH CENTRE PANGAPPARA	21.89%	2.66%	0.00%	0.00%
GENERAL HOSPITAL THIRUVANANTHAPURAM	18.47%	11.10%	2.13%	6.04%
COMMUNITY HEALTH CENTRE KALLARA	29.13%	0.00%	0.00%	0.00%
TALUK HOSPITAL NEMOM	7.33%	29.96%	18.95%	4.68%
SECRETARIAT HEALTH CENTRE THIRUVANANTHAPURAM	24.24%	11.21%	9.87%	0.00%
DISTRICT MODEL HOSPITAL PEROORKADA	15.08%	29.06%	9.57%	1.41%
COMMUNITY HEALTH CENTRE VELLARADA	4.49%	38.98%	0.00%	0.06%
COMMUNITY HEALTH CENTRE MANAMBOOR	29.24%	3.69%	2.79%	15.56%
WOMEN AND CHILDREN HOSPITAL THYCAUD	10.20%	32.00%	0.01%	1.65%
TALUK HOSPITAL VITHURA	31.14%	17.43%	4.72%	0.00%
TALUK HEADQUARTERS HOSPITAL VARKALA	10.19%	42.09%	0.00%	4.20%
GENERAL HOSPITAL NEYYATTINKARA	28.03%	38.73%	4.43%	4.92%
FAMILY HEALTH CENTRE KATTAKADA	26.61%	27.24%	18.61%	7.99%
COMMUNITY HEALTH CENTRE VILAPPIL	45.17%	12.27%	0.38%	0.00%
COMMUNITY HEALTH CENTRE PUTHENTHOPE	5.86%	41.72%	17.60%	6.44%
COMMUNITY HEALTH CENTRE POOVAR	30.08%	29.98%	2.80%	1.30%
CHEST DISEASES HOSPITAL PULAYANARKOTTAH	19.33%	43.06%	3.60%	1.95%
FAMILY HEALTH CENTRE PUTHUKURICHY	0.86%	73.20%	0.84%	0.00%
FAMILY HEALTH CENTRE CHEMBOOR	32.98%	48.35%	20.95%	2.14%
COMMUNITY HEALTH CENTRE KESAVAPURAM	22.21%	69.53%	13.78%	2.23%
FAMILY HEALTH CENTRE AMBOORI	37.35%	69.51%	11.27%	9.48%
COMMUNITY HEALTH CENTRE ARYANAD	52.82%	21.87%	11.52%	21.37%
URBAN PRIMARY HEALTH CENTRE THRIKKANNAPURAM	9.52%	61.95%	37.42%	23.25%
FAMILY HEALTH CENTRE MANGALAPURAM	21.11%	62.72%	30.54%	8.40%
DISTRICT TB CENTRE THIRUVANANTHAPURAM	9.88%	95.51%	24.80%	0.00%

4. Status of Modules Usage in Hospitals

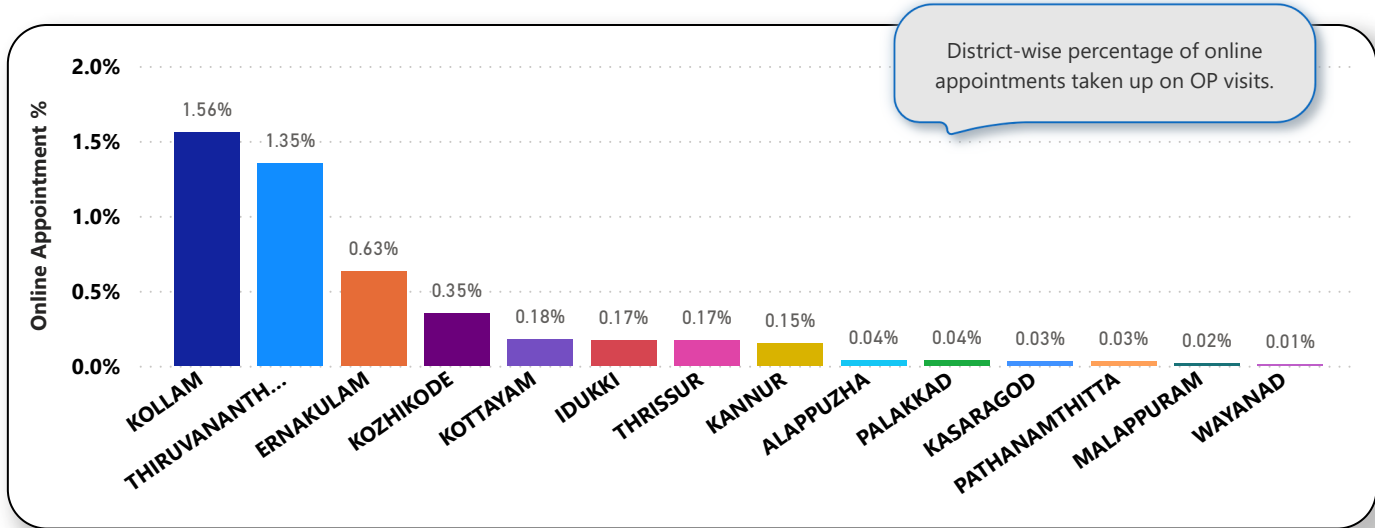
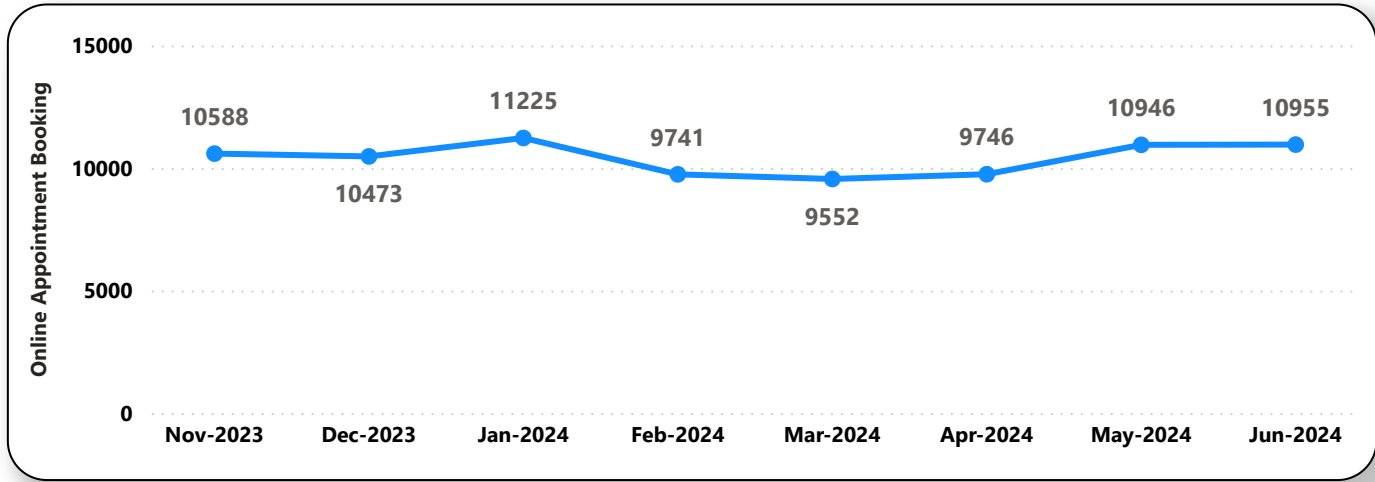
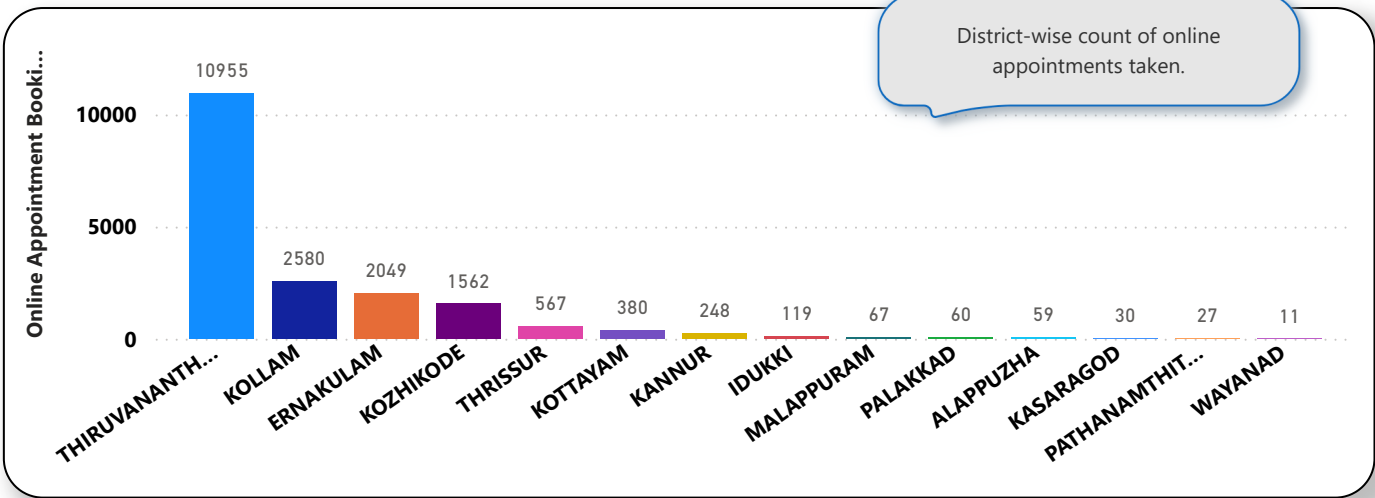
District wise status of live institutions and the count of various modules [Reception, OP Consultation, Lab, Pharmacy] started / functional. This list excludes Medical College Hospitals, CCRC and PH Labs.

District	Live Institutions	Reception	Consultation	Pharmacy	Lab
THIRUVANANTHAPURAM	100	97 (97%)	88 (88%)	76 (76%)	81 (81%)
THRISSUR	69	64 (93%)	62 (90%)	54 (78%)	54 (78%)
ERNAKULAM	58	48 (83%)	34 (59%)	24 (41%)	25 (43%)
KOZHIKODE	56	51 (91%)	40 (71%)	39 (70%)	43 (77%)
MALAPPURAM	53	51 (96%)	50 (94%)	41 (77%)	44 (83%)
PALAKKAD	44	43 (98%)	41 (93%)	36 (82%)	38 (86%)
KANNUR	41	39 (95%)	37 (90%)	33 (80%)	32 (78%)
ALAPPUZHA	31	29 (94%)	29 (94%)	29 (94%)	28 (90%)
KOTTAYAM	31	30 (97%)	30 (97%)	30 (97%)	25 (81%)
KOLLAM	30	30 (100%)	30 (100%)	30 (100%)	28 (93%)
KASARAGOD	23	20 (87%)	19 (83%)	19 (83%)	16 (70%)
IDUKKI	20	20 (100%)	19 (95%)	18 (90%)	16 (80%)
PATHANAMTHITTA	19	19 (100%)	18 (95%)	18 (95%)	17 (89%)
WAYANAD	17	17 (100%)	17 (100%)	17 (100%)	16 (94%)
Total	592	558 (94%)	514 (87%)	464 (78%)	463 (78%)

5. Appointment Booking in Hospitals (except Medical Colleges)



5. 1 Online Appointment Booking in Hospitals (except Medical Colleges)



6. eHealth Performance - Reach

