

1. eHealth Kerala - Vital Statistics

Hospital Type	Live Institutions
Family Health Centre	39
Urban Primary Health Centre	8
Taluk Headquarters Hospital	3
District Hospital	1
General Hospital	1
Medical College Hospital	1
Specialty Hospital	1
Specialty Hospital - Women Children	1
Taluk Hospital	1
Total	56




2. eHealth - District Ranking Matrix Based on Performance of all Institutions (except Medical Colleges)

The ranking matrix showcase the district performance in providing eHealth services through all institutions (except Medical Colleges) based on six different parameters. These parameters include whether the reception module is started or not, UHID Visits, Doctor Consultation, Pharmacy Prescriptions by doctors, Percentage of lab orders through doctors and number of Live Institutions. Based on the ranking, the districts are classified into three broad categories, the best performing districts, the average performing districts and the low performing districts.

The best performing districts should strive to continue to remain in the same position, whereas the average performing as well as the low performing districts should strive to reach to the 'top four' league.

The ranking matrix for the current month March '24 along with previous two months are as given in the table .

District	January	February	March
WAYANAD	1	1	1
IDUKKI	2	2	2
PALAKKAD	2	2	2
PATHANAMTHITTA	3	3	3
THIRUVANANTHAPURAM	4	4	4
THRISSUR	4	4	4
KOLLAM	5	5	5
KOZHIKODE	5	5	5
ALAPPUZHA	6	6	6
KOTTAYAM	6	6	6
MALAPPURAM	3	4	6
KANNUR	5	7	7
KASARAGOD	5	8	7
ERNAKULAM	7	9	8

 Best performing
 Average performing
 Low performing

3. eHealth - Institution Level Ranking (except Medical Colleges)

Hospital	Rank
Family Health Centre Eror	1
Family Health Centre Munambam	1
Fhc Kadavoor	1
Family Health Centre Mazhuvannoor	2
Family Health Centre Mulavukad	2
Family Health Centre Kottappady	3
Family Health Centre Parakadavu	3
Urban Primary Health Centre Kadavanthra	3
Family Health Centre Ayyampuzha	4
Family Health Centre Kakkanad	4
Family Health Centre Karumallor	4
Family Health Centre Maneed	4
Family Health Centre Okkal	5
Family Health Centre Thirumarady	5
Urban Primary Health Centre Mangattumukku	5
Family Health Centre Chowara	6
Family Health Centre Kodanadu	6
Family Health Centre Neriyaangalam	6
Family Health Centre Vazhakulam	6
Taluk Headquarters Hospital Kothamangalam	6
Family Health Centre Koonammavu	7
Urban Primary Health Centre Kalamassery	7
Urban Primary Health Centre Moolamkuzhy	7
Family Health Centre Edappally	8
Family Health Centre Rayamangalam	8
Urban Primary Health Centre Edakochi	8
Family Health Centre Punnekkad	9
Family Health Centre Cheruvattoor	10
Family Health Centre Chittattukara	10
District Hospital Aluva	11
Family Health Centre Edavanakkad	11
Family Health Centre Gothuruth	11

Hospital	Rank
Family Health Centre Keezhmad	15
Taluk Hospital Palluruthy	15
Urban Primary Health Centre Thrikkakara	15
Family Health Centre Cheranelloore	14
Family Health Centre Udayamperoor	14
Family Health Centre Paipra	13
Urban Primary Health Centre Tripunithura	12
District Hospital Aluva	11
Family Health Centre Edavanakkad	11
Family Health Centre Gothuruth	11
Family Health Centre Kuttampuzha	11
Family Health Centre Manjapra	11
Family Health Centre Thiruvaniyoor	11
General Hospital Ernakulam	11
Taluk Headquarters Hospital Fort Kochi	11
Taluk Headquarters Hospital Thripunithura	11
Women And Children Hospital Mattancherry	11
Family Health Centre Cheruvattoor	10
Family Health Centre Chittattukara	10
Family Health Centre Punnekkad	9
Family Health Centre Edappally	8
Family Health Centre Rayamangalam	8
Urban Primary Health Centre Edakochi	8
Family Health Centre Koonammavu	7
Urban Primary Health Centre Kalamassery	7
Urban Primary Health Centre Moolamkuzhy	7
Family Health Centre Chowara	6
Family Health Centre Kodanadu	6
Family Health Centre Neriyaangalam	6
Family Health Centre Vazhakulam	6
Taluk Headquarters Hospital Kothamangalam	6
Family Health Centre Okkal	5
Family Health Centre Thirumarady	5

3.1 eHealth Performance - Reception Module

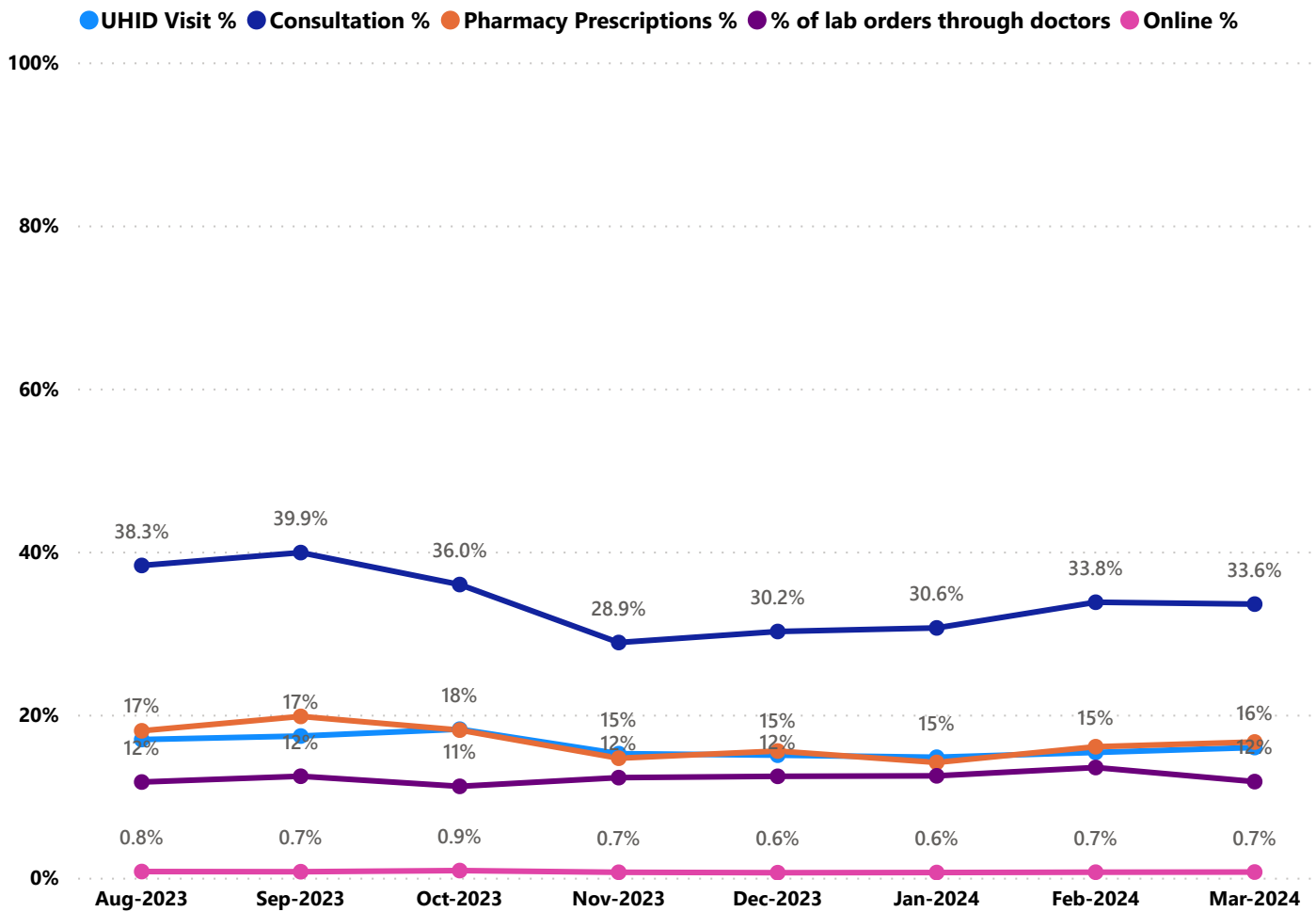
Reception Module is considered to be functional in an institution only if the number of total visits for the month is of minimum 500.

District	Institution Count	Institutions with Reception	% of institutions with Reception
IDUKKI	20	20	100.00%
PATHANAMTHITTA	19	19	100.00%
WAYANAD	17	17	100.00%
THIRUVANANTHAPURAM	100	95	95.00%
PALAKKAD	44	41	93.18%
MALAPPURAM	53	49	92.45%
KASARAGOD	23	20	86.96%
KOZHIKODE	55	46	83.64%
THRISSUR	69	57	82.61%
KANNUR	40	30	75.00%
KOTTAYAM	31	23	74.19%
KOLLAM	30	22	73.33%
ALAPPUZHA	31	22	70.97%
ERNAKULAM	55	39	70.91%

Hospital Name
URBAN PRIMARY HEALTH CENTRE Tripunithura
URBAN PRIMARY HEALTH CENTRE THRIKKAKARA
URBAN PRIMARY HEALTH CENTRE THAMMANAM
TALUK HOSPITAL PALLURUTHY
FAMILY HEALTH CENTRE UDAYAMPEROOR
FAMILY HEALTH CENTRE THURAVOOR
FAMILY HEALTH CENTRE THIRUVANKULAM
FAMILY HEALTH CENTRE PALAKUZHA
FAMILY HEALTH CENTRE PAIPRA
FAMILY HEALTH CENTRE NAYARAMBALM
FAMILY HEALTH CENTRE MANJALLOOR
FAMILY HEALTH CENTRE KEEZHMAID
FAMILY HEALTH CENTRE CHERANELLOORE
FAMILY HEALTH CENTRE CHELLANAM
FAMILY HEALTH CENTRE ALANGAD
COCHIN CANCER RESEARCH CENTER

Institutions where the reception module is either not started or not using

3.2 e-Health Performance Trend



- UHID Visit % is calculated as $(UHID\ Visits / Total\ Visit) * 100$
- Consultation % is calculated as $(Doctor\ Consultation / OP\ Visits) * 100$
- Pharmacy % is calculated as $(Pharmacy\ Prescriptions / Total\ OP\ Visits) * 100$
- Lab % is calculated as $(Lab\ orders\ given\ by\ doctors / Total\ Lab\ Orders) * 100$
- Online % is calculated as $(Online\ appointments\ via\ web\ portal / Total\ OP\ Visits) * 100$

3.3 e-Health Performance Indicators

Institutions with atleast 100 UHID visits are listed here.

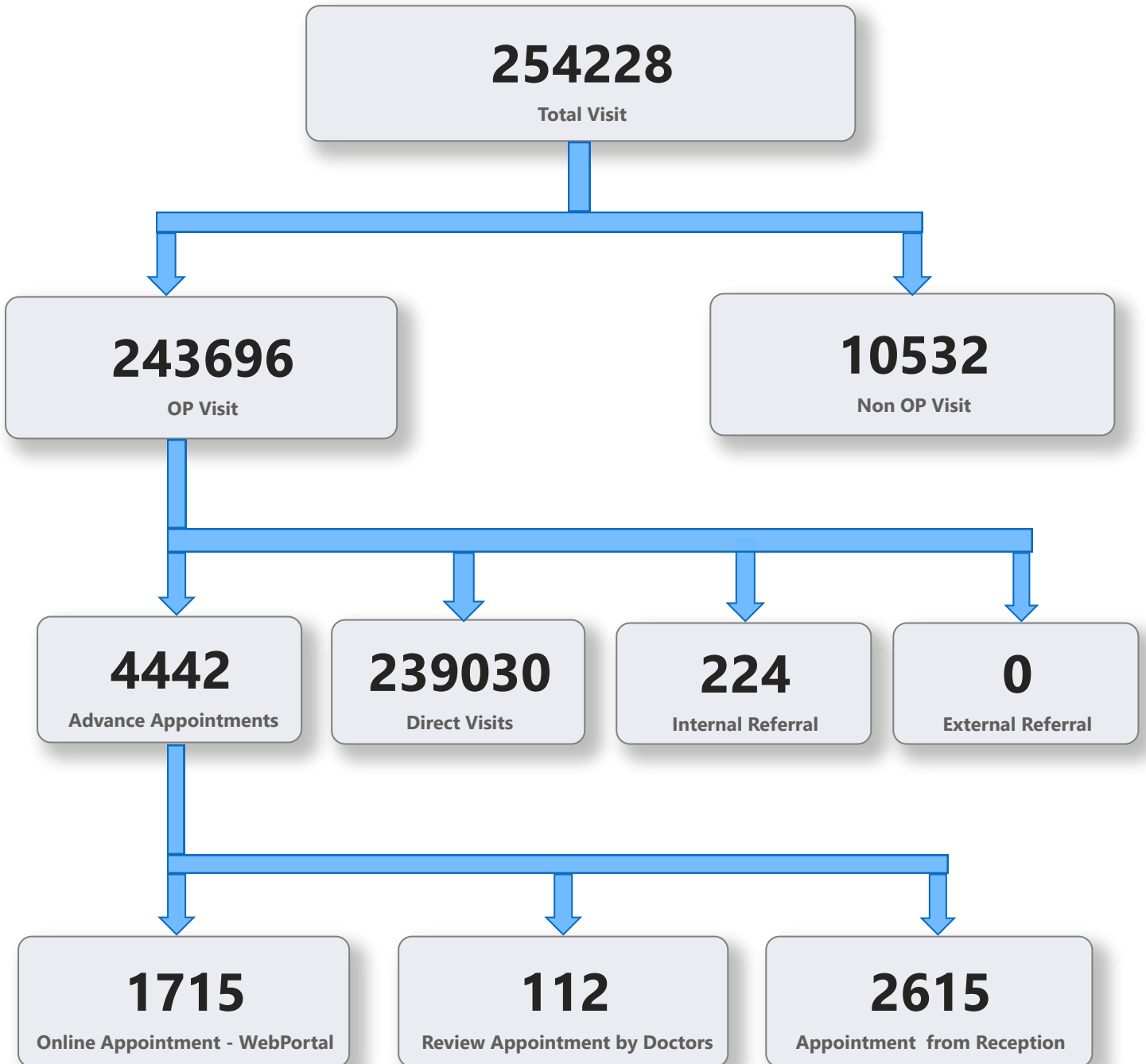
Hospital	UHID Visit %	Consultation %	Pharmacy Prescriptions %	% of Lab Orders given by Doctors
Family Health Centre Munambam	90.58%	96.41%	90.56%	35.66%
Fhc Kadavoor	64.67%	96.12%	91.68%	93.53%
Family Health Centre Eroor	60.68%	99.73%	88.57%	66.67%
Family Health Centre Punnekkad	59.42%	0.00%	0.00%	0.00%
Family Health Centre Maneed	52.69%	51.93%	48.58%	15.55%
Family Health Centre Thirumarady	48.68%	90.61%	41.95%	
Family Health Centre Parakadavu	41.01%	91.03%	0.00%	96.18%
Family Health Centre Neriya Mangalam	40.18%	40.15%	2.42%	8.94%
Urban Primary Health Centre Kalamassery	38.68%	3.64%	2.81%	100.00%
Urban Primary Health Centre Kadavanthra	33.03%	87.68%	72.18%	100.00%
Family Health Centre Cheruvattoor	25.45%	0.00%	0.00%	
Urban Primary Health Centre Moolamkuzhy	22.70%	26.54%	21.98%	100.00%
Family Health Centre Chittattukara	22.65%	45.67%	0.00%	2.72%
Family Health Centre Mazhuvannoor	20.87%	95.54%	76.42%	100.00%
Family Health Centre Kottappady	20.76%	82.53%	76.68%	45.97%
Family Health Centre Thiruvaniyoor	15.80%	22.40%	0.00%	0.00%
Family Health Centre Vazhakulam	14.99%	62.02%	49.21%	100.00%
General Hospital Ernakulam	14.61%	0.38%	0.06%	0.18%
Urban Primary Health Centre Mangattumukku	11.93%	75.84%	54.70%	100.00%
Family Health Centre Rayamangalam	10.25%	19.74%	12.83%	98.80%
Taluk Headquarters Hospital Kothamangalam	9.52%	77.74%	0.17%	20.70%
Family Health Centre Manjapra	8.28%	12.87%	0.02%	0.00%
Family Health Centre Edavanakkad	8.10%	0.00%	0.00%	
Family Health Centre Edappally	7.83%	22.11%	18.32%	45.51%
Family Health Centre Mulavukad	7.70%	99.78%	96.95%	64.71%
Family Health Centre Kodanadu	4.02%	88.28%	16.62%	100.00%
Family Health Centre Koonammavu	3.58%	72.78%	0.70%	100.00%
Family Health Centre Karumallor	3.50%	86.11%	69.77%	74.64%
District Hospital Aluva	3.46%	1.43%	0.00%	
Family Health Centre Kakkanad	3.11%	88.52%	75.24%	50.50%
Taluk Headquarters Hospital Thripunithura	2.85%	1.70%	0.93%	

4. Status of Modules Usage in Hospitals

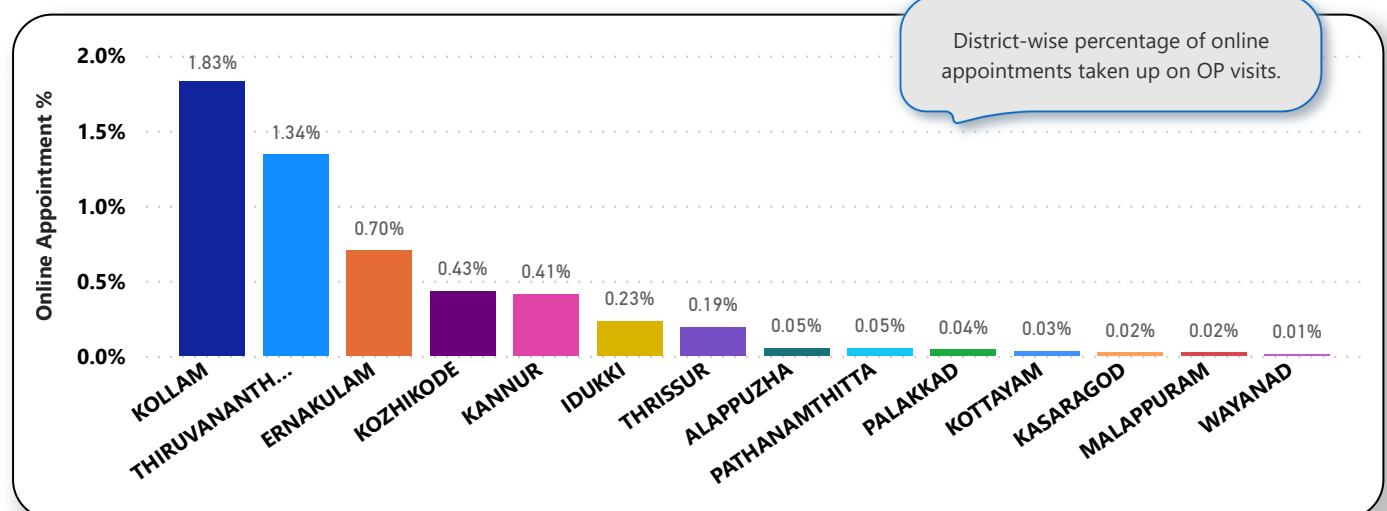
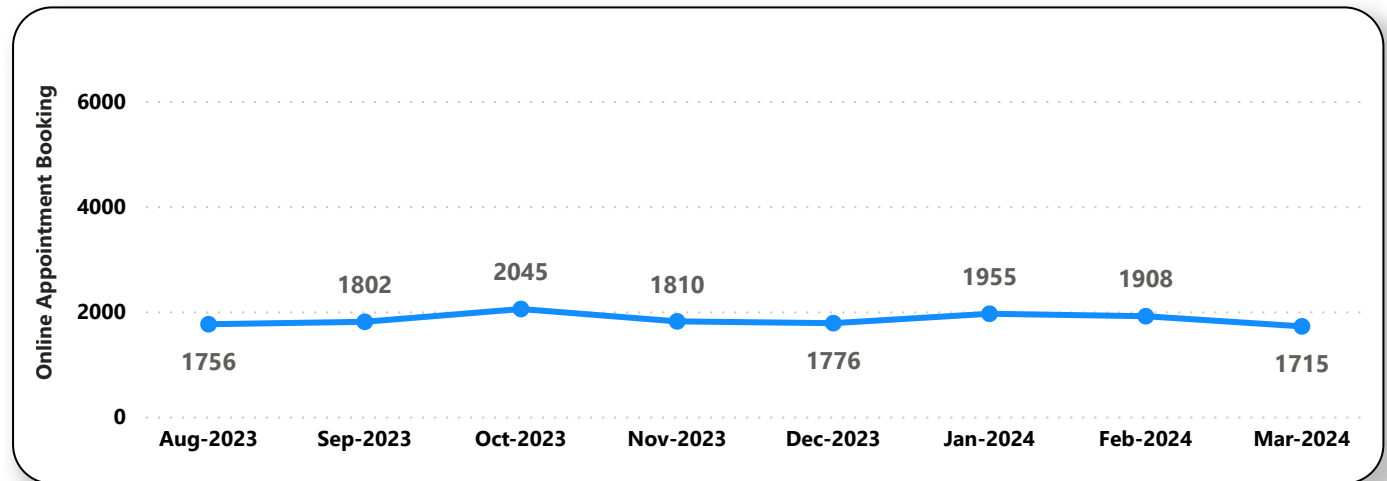
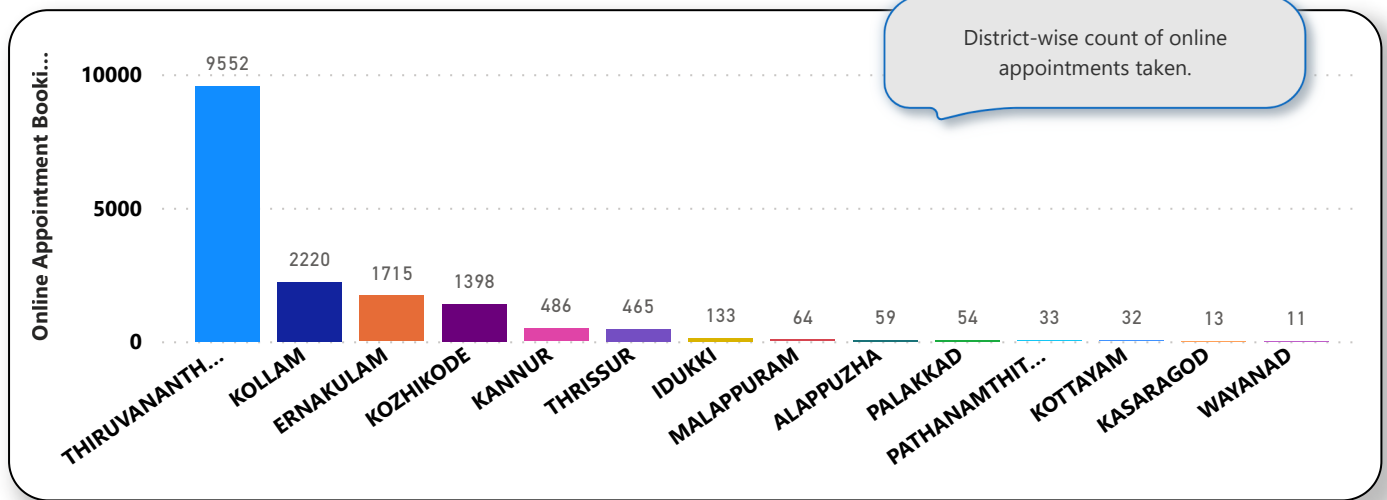
District wise status of live institutions and the count of various modules [Reception, OP Consultation, Lab, Pharmacy] started / functional.

District Name	Live Institutions	Reception	Consultation	Lab	Pharmacy
THIRUVANANTHAPURAM	102	96 (94.1%)	87 (85.3%)	77 (75.5%)	71 (69.6%)
THRISSUR	69	57 (82.6%)	56 (81.2%)	54 (78.3%)	52 (75.4%)
ERNAKULAM	55	39 (70.9%)	27 (49.1%)	22 (40.%)	17 (30.9%)
KOZHIKODE	55	44 (80.%)	33 (60.%)	35 (63.6%)	33 (60.%)
MALAPPURAM	54	49 (90.7%)	48 (88.9%)	37 (68.5%)	36 (66.7%)
PALAKKAD	44	41 (93.2%)	38 (86.4%)	29 (65.9%)	31 (70.5%)
KANNUR	40	29 (72.5%)	27 (67.5%)	23 (57.5%)	23 (57.5%)
ALAPPUZHA	31	22 (71.%)	21 (67.7%)	17 (54.8%)	19 (61.3%)
KOTTAYAM	31	23 (74.2%)	21 (67.7%)	16 (51.6%)	21 (67.7%)
KOLLAM	30	22 (73.3%)	22 (73.3%)	22 (73.3%)	22 (73.3%)
KASARAGOD	23	20 (87.%)	16 (69.6%)	15 (65.2%)	16 (69.6%)
IDUKKI	20	20 (100.%)	19 (95.%)	16 (80.%)	19 (95.%)
PATHANAMTHITTA	19	19 (100.%)	17 (89.5%)	14 (73.7%)	16 (84.2%)
WAYANAD	17	17 (100.%)	17 (100.%)	16 (94.1%)	17 (100.%)
Total	590	498 (84.4%)	449 (76.1%)	393 (66.6%)	393 (66.6%)

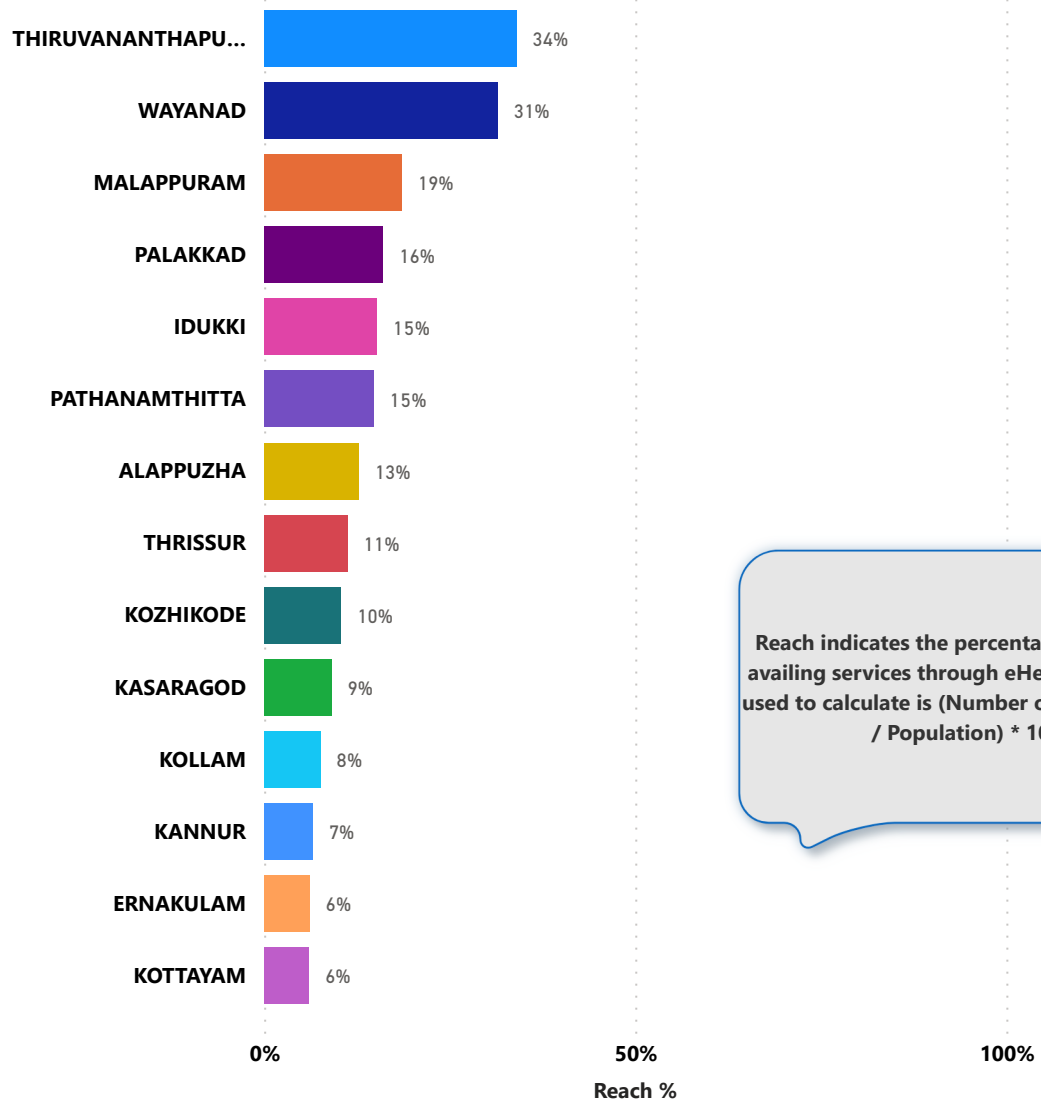
5. Appointment Booking in Hospitals (except Medical Colleges)



5. 1 Online Appointment Booking in Hospitals (except Medical Colleges)



6. eHealth Performance - Reach



Reach indicates the percentage of population availing services through eHealth. The formula used to calculate is $(\text{Number of UHID registered} / \text{Population}) * 100 \%$.