

1. eHealth Kerala - Vital Statistics

Hospital Type	Live Institutions
Family Health Centre	44
Urban Primary Health Centre	5
Taluk Headquarters Hospital	2
District Hospital	1
Medical College Hospital	1
Public Health Laboratory	1
Specialty Hospital - Women Children	1
Total	55

2. eHealth - District Ranking Matrix Based on Performance of all Institutions (except Medical Colleges)

The ranking matrix showcase the district performance in providing eHealth services through all institutions (except Medical Colleges) based on six different parameters. These parameters include whether the reception module is started or not, UHID Visits, Doctor Consultation, Pharmacy Prescriptions by doctors, Percentage of lab orders through doctors and number of Live Institutions. Based on the ranking, the districts are classified into three broad categories, the best performing districts, the average performing districts and the low performing districts.

The best performing districts should strive to continue to remain in the same position, whereas the average performing as well as the low performing districts should strive to reach to the 'top four' league.

The ranking matrix for the current month March '24 along with previous two months are as given in the table .

District	January	February	March
WAYANAD	1	1	1
IDUKKI	2	2	2
PALAKKAD	2	2	2
PATHANAMTHITTA	3	3	3
THIRUVANANTHAPURAM	4	4	4
THRISSUR	4	4	4
KOLLAM	5	5	5
KOZHIKODE	5	5	5
ALAPPUZHA	6	6	6
KOTTAYAM	6	6	6
MALAPPURAM	3	4	6
KANNUR	5	7	7
KASARAGOD	5	8	7
ERNAKULAM	7	9	8

- Best performing
- Average performing
- Low performing

3. eHealth - Institution Level Ranking (except Medical Colleges)

Hospital	Rank
Family Health Centre Athanikkal	1
Family Health Centre Chokkad	1
Family Health Centre Moorkkanad	1
Family Health Centre Pulikkal	1
Family Health Centre Thirunavaya	1
Family Health Centre Chelembra	2
Family Health Centre Morayur	2
Family Health Centre A R Nagar	3
Family Health Centre Elamkulam	3
Family Health Centre Karulai	3
Family Health Centre Nannambra	3
Family Health Centre Ponmala	3
Family Health Centre Thanalur	3
Family Health Centre Vazhikkadavu	3
Family Health Centre Chaliyar	4
Family Health Centre Koottayi	4
Family Health Centre Moonniyur	4
Family Health Centre Parappanangadi	4
Family Health Centre Thazhekode	4
Urban Primary Health Centre Biyyam	4
Urban Primary Health Centre Vettekcode	4
Block Family Health Centre Thiruvalli	5
Family Health Centre Kottakkal	5
Family Health Centre Porur	5
Family Health Centre Marakkara	6
Family Health Centre Ozhur	6
Family Health Centre Thalakkad	6
Family Health Centre Thrikkalangode	6
Urban Primary Health Centre Mangalassery	6
Urban Primary Health Centre Perinthalmanna	6
Family Health Centre Chemmalassery	7
Family Health Centre Kaladi	7
Family Health Centre Vazhayoor	7

Hospital	Rank
District Hospital Tirur	13
Taluk Head Quarters Hospital Malappuram	13
Women And Childrens Hospital Ponnani	13
Family Health Centre Edayur	12
Family Health Centre Pandikkad	12
Family Health Centre Poovathikkal	12
Family Health Centre Trippanachi	12
Family Health Centre Kuzhimanna	11
Family Health Centre Vazhakkad	11
Family Health Centre Thuvvur	10
Family Health Centre Triprangode	10
Taluk Head Quarters Hospital Tirurangadi	10
Family Health Centre Alamkode	9
Family Health Centre Pang	8
Family Health Centre Valavannur	8
Family Health Centre Chemmalassery	7
Family Health Centre Kaladi	7
Family Health Centre Vazhayoor	7
Urban Primary Health Centre Nilambur	7
Family Health Centre Marakkara	6
Family Health Centre Ozhur	6
Family Health Centre Thalakkad	6
Family Health Centre Thrikkalangode	6
Urban Primary Health Centre Mangalassery	6
Urban Primary Health Centre Perinthalmanna	6
Block Family Health Centre Thiruvalli	5
Family Health Centre Kottakkal	5
Family Health Centre Porur	5
Family Health Centre Chaliyar	4
Family Health Centre Koottayi	4
Family Health Centre Moonniyur	4
Family Health Centre Parappanangadi	4
Family Health Centre Thazhekode	4

3.1 eHealth Performance - Reception Module

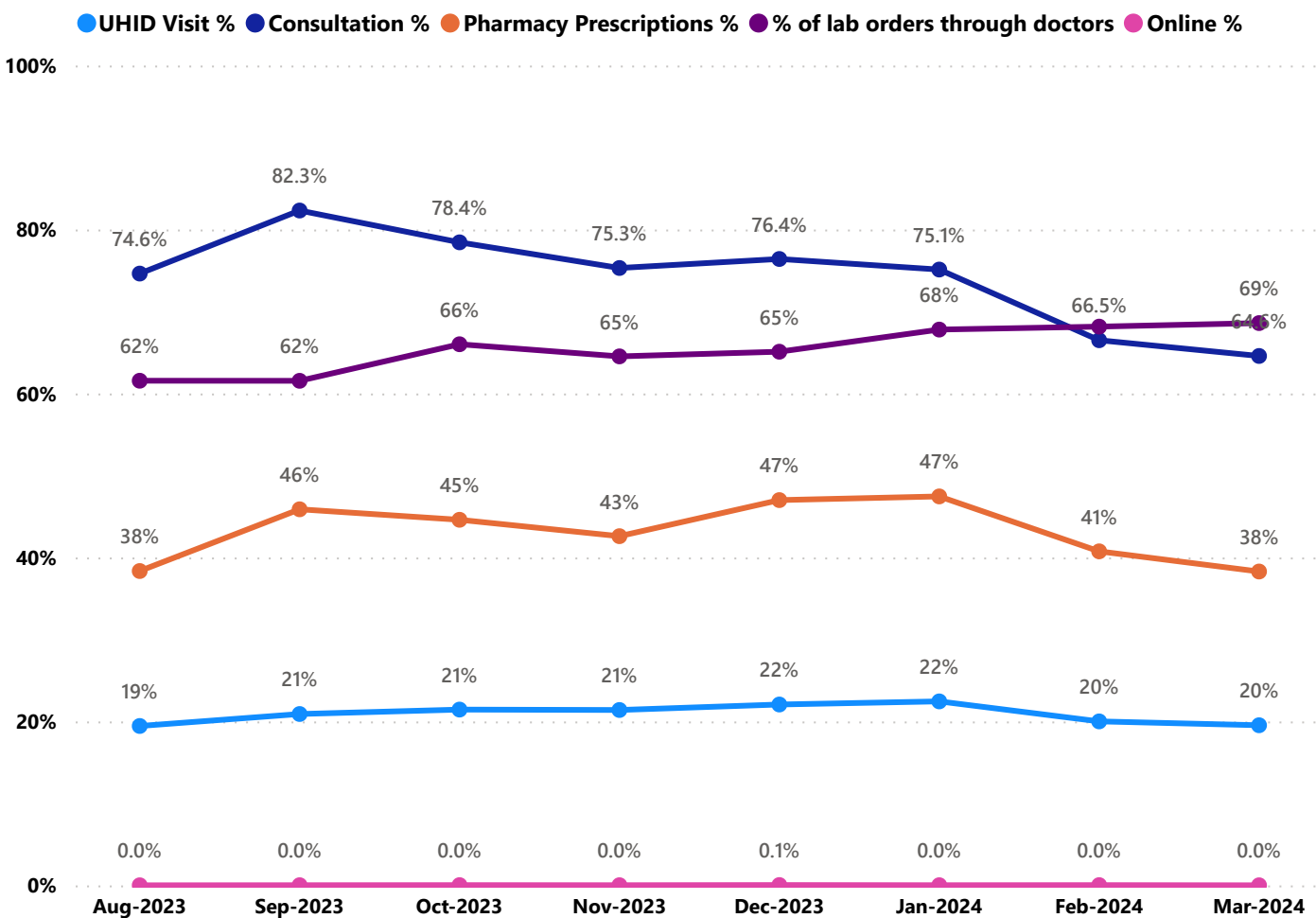
Reception Module is considered to be functional in an institution only if the number of total visits for the month is of minimum 500.

District	Institution Count	Institutions with Reception	% of institutions with Reception
IDUKKI	20	20	100.00%
PATHANAMTHITTA	19	19	100.00%
WAYANAD	17	17	100.00%
THIRUVANANTHAPURAM	100	95	95.00%
PALAKKAD	44	41	93.18%
MALAPPURAM	53	49	92.45%
KASARAGOD	23	20	86.96%
KOZHIKODE	55	46	83.64%
THRISSUR	69	57	82.61%
KANNUR	40	30	75.00%
KOTTAYAM	31	23	74.19%
KOLLAM	30	22	73.33%
ALAPPUZHA	31	22	70.97%
ERNAKULAM	55	39	70.91%

Institutions where the reception module is either not started or not using

Hospital Name
FAMILY HEALTH CENTRE VELIYANCODE
FAMILY HEALTH CENTRE VATTAMKULAM
FAMILY HEALTH CENTRE PALAPPETTY
FAMILY HEALTH CENTRE CHERUKAVU

3.2 e-Health Performance Trend



- UHID Visit % is calculated as $(UHID\ Visits / Total\ Visit) * 100$
- Consultation % is calculated as $(Doctor\ Consultation / OP\ Visits) * 100$
- Pharmacy % is calculated as $(Pharmacy\ Prescriptions / Total\ OP\ Visits) * 100$
- Lab % is calculated as $(Lab\ orders\ given\ by\ doctors / Total\ Lab\ Orders) * 100$
- Online % is calculated as $(Online\ appointments\ via\ web\ portal / Total\ OP\ Visits) * 100$

3.3 e-Health Performance Indicators

Institutions with atleast 100 UHID visits are listed here.

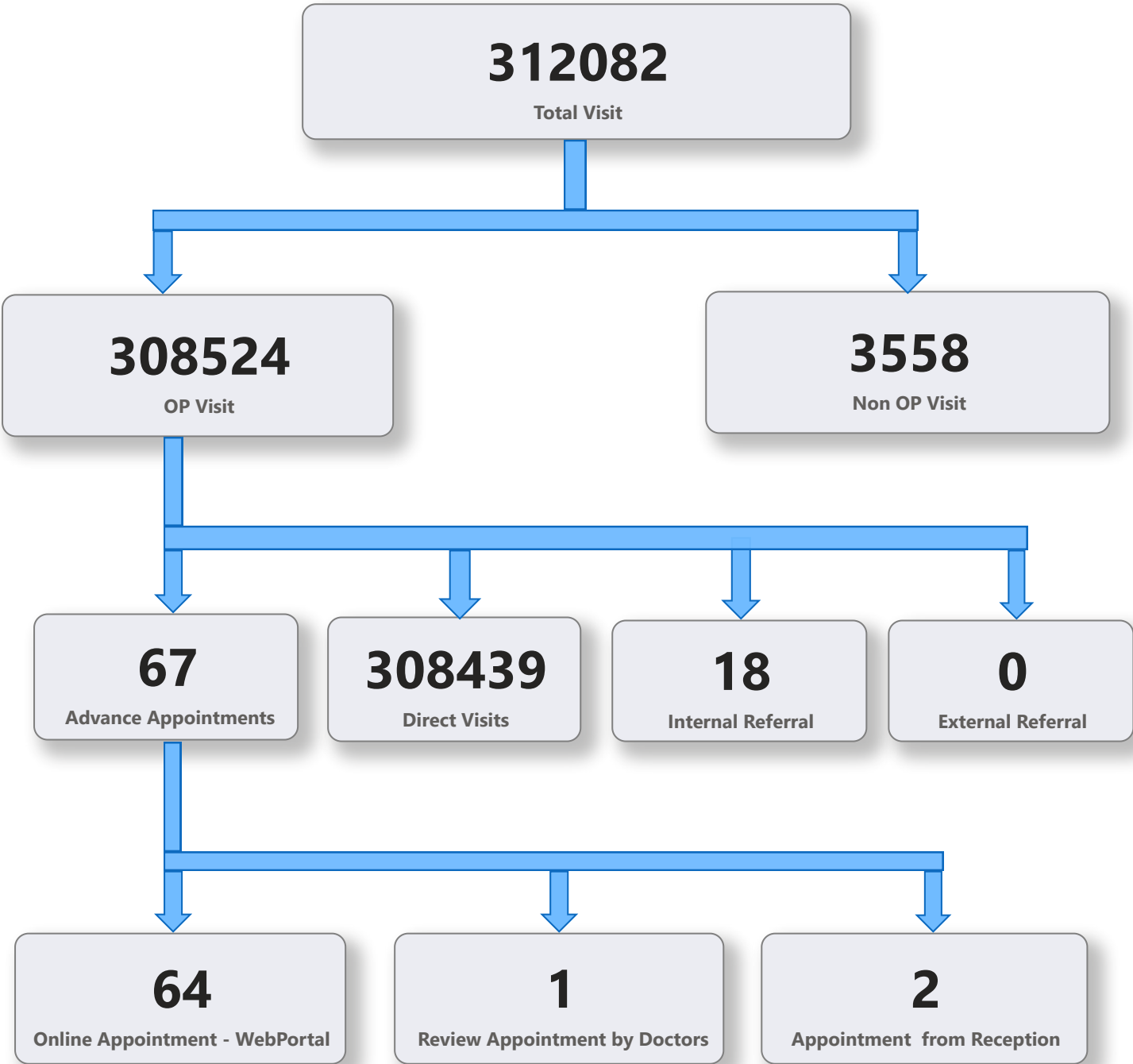
Hospital	UHID Visit %	Consultation %	Pharmacy Prescriptions %	% of Lab Orders given by Doctors
Family Health Centre Pulikkal	77.88%	94.75%	89.71%	100.00%
Family Health Centre Moorkkanad	77.13%	99.76%	94.30%	100.00%
Family Health Centre Elamkulam	76.30%	92.89%	52.67%	57.28%
Family Health Centre Porur	72.13%	63.09%	59.23%	36.94%
Family Health Centre Chelembra	71.24%	97.21%	71.98%	96.42%
Family Health Centre Athanikkal	69.40%	97.57%	93.20%	91.80%
Family Health Centre Chokkad	67.98%	99.14%	94.82%	75.00%
Family Health Centre Thirunavaya	62.15%	99.20%	92.76%	93.31%
Family Health Centre Chemmalassery	61.48%	97.42%	20.69%	0.58%
Family Health Centre Morayur	56.08%	99.64%	92.54%	65.02%
Family Health Centre Chaliyar	52.29%	79.89%	67.24%	65.09%
Family Health Centre Koottayi	41.97%	96.61%	51.91%	23.08%
Family Health Centre Ponmala	39.11%	99.24%	84.20%	57.10%
Family Health Centre Thanalur	38.54%	99.59%	91.47%	90.14%
Family Health Centre Edayur	37.13%	42.87%	8.84%	
Family Health Centre A R Nagar	36.65%	99.71%	89.49%	79.63%
Family Health Centre Kaladi	35.79%	90.13%	44.01%	3.80%
Family Health Centre Karulai	32.96%	98.68%	90.82%	97.80%
Family Health Centre Moonniyur	24.94%	88.90%	88.00%	98.85%
Family Health Centre Vazhikkadavu	24.33%	98.34%	93.16%	74.07%
Family Health Centre Nannambra	23.99%	99.86%	82.43%	95.53%
Family Health Centre Alamkode	22.88%	30.11%	0.00%	14.00%
Family Health Centre Thazhekod	19.35%	95.78%	86.28%	47.92%
Family Health Centre Parappanangadi	17.12%	99.94%	94.00%	78.87%
Family Health Centre Pang	14.61%	67.83%	46.80%	45.81%
Family Health Centre Kuzhimanna	13.26%	89.28%	0.00%	
Urban Primary Health Centre Vettekod	12.25%	95.85%	91.26%	100.00%
Family Health Centre Kottakkal	11.64%	98.17%	66.40%	99.44%
Family Health Centre Valavannur	10.70%	86.05%	12.52%	68.75%
Urban Primary Health Centre Perinthalmanna	10.69%	91.95%	56.83%	93.57%
Family Health Centre Poovathikkal	10.05%	69.28%	1.43%	2.15%
Urban Primary Health Centre Nilambur	9.67%	92.46%	32.43%	100.00%
Family Health Centre Triprangode	9.26%	38.41%	7.06%	39.39%
Family Health Centre Thuvvur	8.89%	75.72%	0.00%	3.85%
Family Health Centre Marakkara	8.16%	98.85%	57.85%	62.91%
Block Family Health Centre Thiruvalli	5.22%	97.14%	68.52%	90.98%
Family Health Centre Pandikkad	2.96%	71.44%	0.79%	0.00%

4. Status of Modules Usage in Hospitals

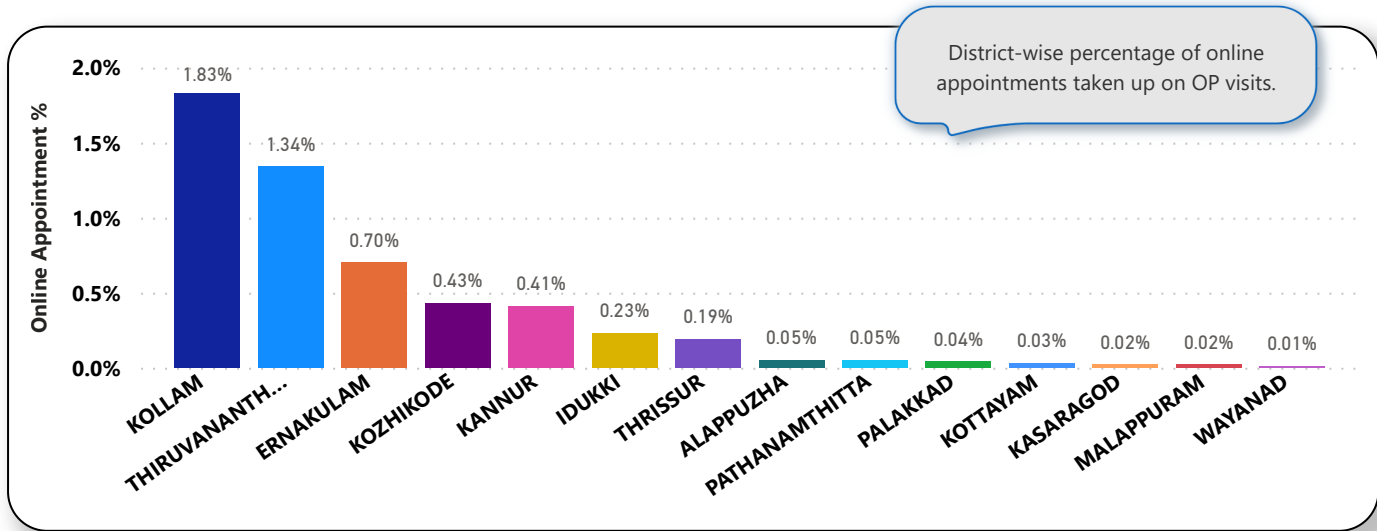
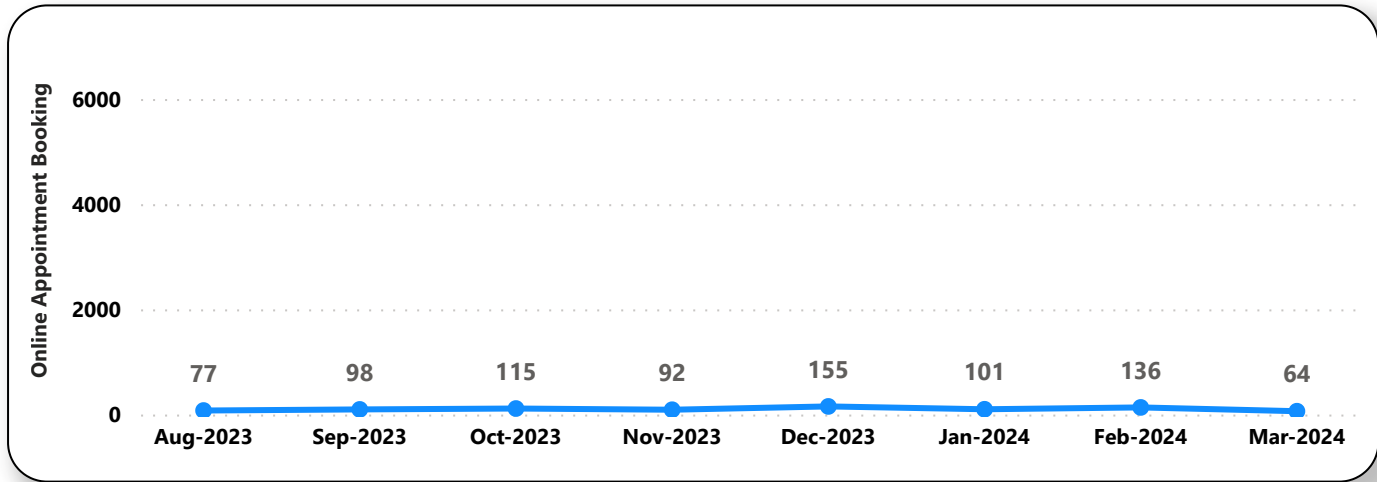
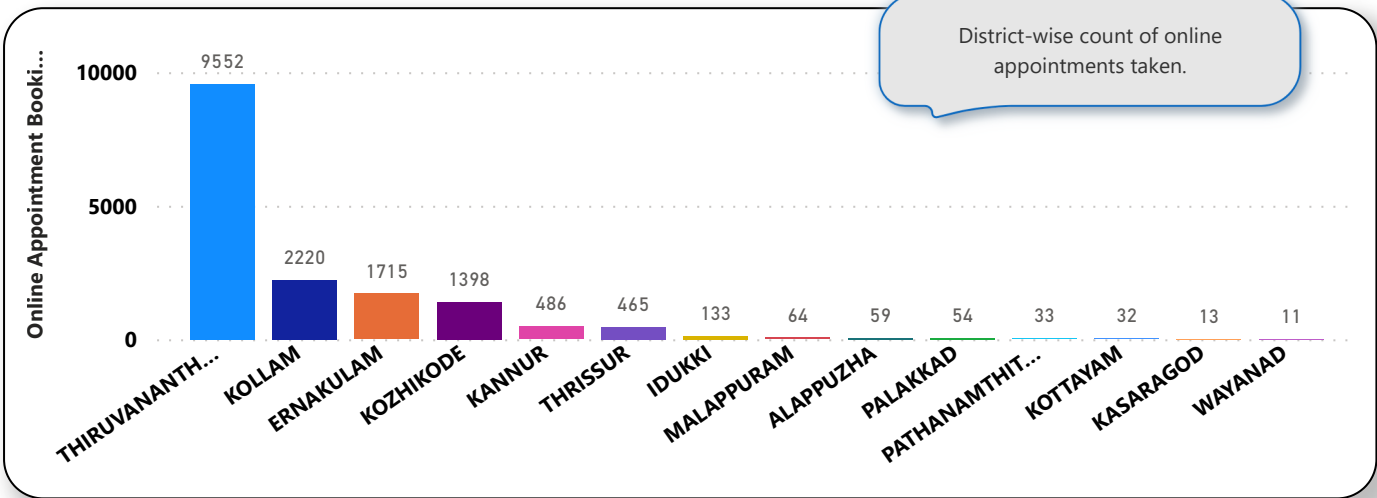
District wise status of live institutions and the count of various modules
[Reception, OP Consultation, Lab, Pharmacy] started / functional.

District Name	Live Institutions	Reception	Consultation	Lab	Pharmacy
THIRUVANANTHAPURAM	102	96 (94.1%)	87 (85.3%)	77 (75.5%)	71 (69.6%)
THRISSUR	69	57 (82.6%)	56 (81.2%)	54 (78.3%)	52 (75.4%)
ERNAKULAM	55	39 (70.9%)	27 (49.1%)	22 (40.%)	17 (30.9%)
KOZHIKODE	55	44 (80.%)	33 (60.%)	35 (63.6%)	33 (60.%)
MALAPPURAM	54	49 (90.7%)	48 (88.9%)	37 (68.5%)	36 (66.7%)
PALAKKAD	44	41 (93.2%)	38 (86.4%)	29 (65.9%)	31 (70.5%)
KANNUR	40	29 (72.5%)	27 (67.5%)	23 (57.5%)	23 (57.5%)
ALAPPUZHA	31	22 (71.%)	21 (67.7%)	17 (54.8%)	19 (61.3%)
KOTTAYAM	31	23 (74.2%)	21 (67.7%)	16 (51.6%)	21 (67.7%)
KOLLAM	30	22 (73.3%)	22 (73.3%)	22 (73.3%)	22 (73.3%)
KASARAGOD	23	20 (87.%)	16 (69.6%)	15 (65.2%)	16 (69.6%)
IDUKKI	20	20 (100.%)	19 (95.%)	16 (80.%)	19 (95.%)
PATHANAMTHITTA	19	19 (100.%)	17 (89.5%)	14 (73.7%)	16 (84.2%)
WAYANAD	17	17 (100.%)	17 (100.%)	16 (94.1%)	17 (100.%)
Total	590	498 (84.4%)	449 (76.1%)	393 (66.6%)	393 (66.6%)

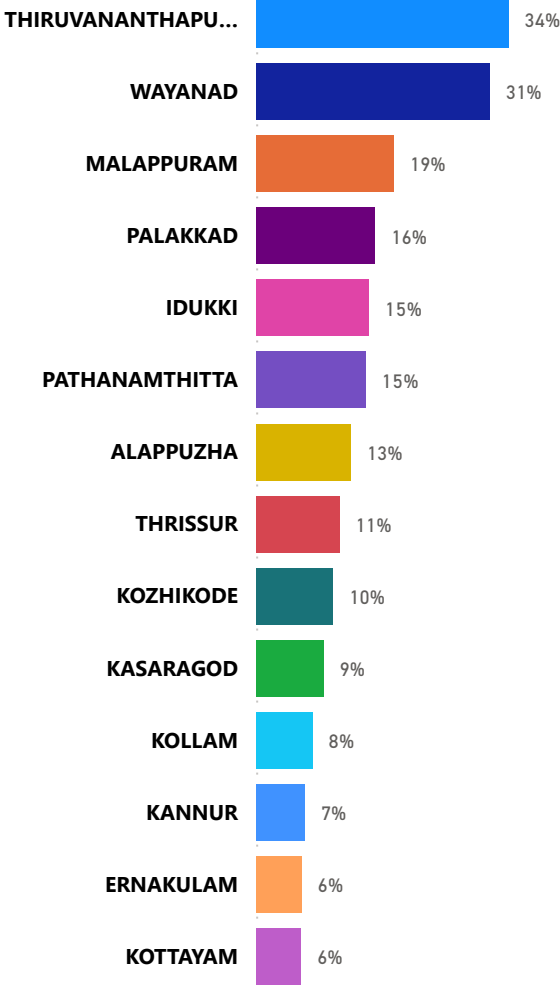
5. Appointment Booking in Hospitals (except Medical Colleges)



5. 1 Online Appointment Booking in Hospitals (except Medical Colleges)



6. eHealth Performance - Reach



Reach indicates the percentage of population availing services through eHealth. The formula used to calculate is (Number of UHID registered / Population) * 100 %.