

1. eHealth Kerala - Vital Statistics

Hospital Type	Live Institutions
Family Health Centre	451
Urban Primary Health Centre	50
Community Health Centre	27
Medical College Hospital	16
General Hospital	12
Taluk Headquarters Hospital	12
Taluk Hospital	11
District Hospital	7
Specialty Hospital - Women Children	6
Primary Health Centre	4
Public Health Laboratory	2
Specialty Hospital	2
District TB Centre	1
Empanelled Diagnostic Centre	1
Government Dispensary	1
Specialty Hospital - Mental Health	1
Specialty Hospital - Pulmonary Medicine	1
Specialty Hospital - Tribal	1
Total	606

2. eHealth - District Ranking Matrix Based on Performance of all Institutions (except Medical Colleges)

The ranking matrix showcase the district performance in providing eHealth services through all institutions (except Medical Colleges) based on six different parameters. These parameters include whether the reception module is started or not, UHID Visits, Doctor Consultation, Pharmacy Prescriptions by doctors, Percentage of lab orders through doctors and number of Live Institutions. Based on the ranking, the districts are classified into three broad categories, the best performing districts, the average performing districts and the low performing districts.

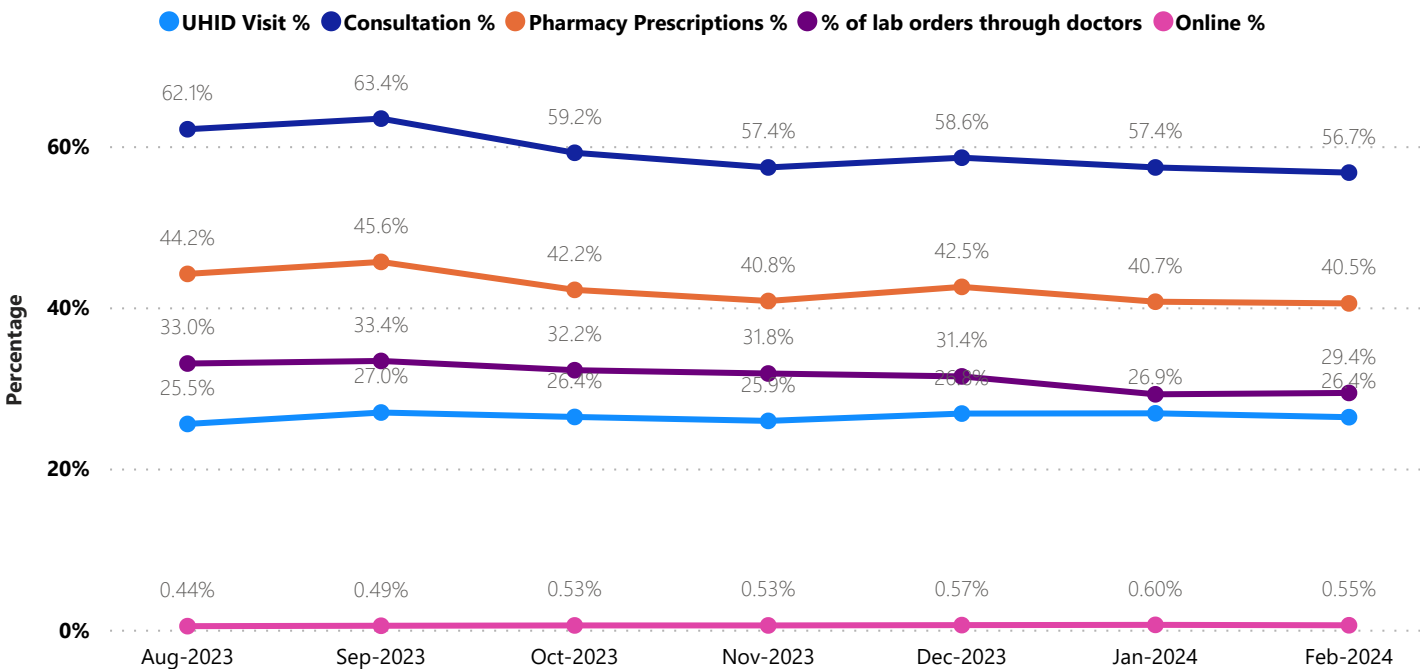
The best performing districts should strive to continue to remain in the same position, whereas the average performing as well as the low performing districts should strive to reach to the 'top four' league.

The ranking matrix for the current month January '24 along with previous two months are as given in the table .

- Best performing
- Average performing
- Low performing

District	December	January	February
WAYANAD	1	1	1
IDUKKI	2	2	2
PALAKKAD	2	2	2
PATHANAMTHITTA	3	3	3
THIRUVANANTHAPURAM	4	4	4
THRISSUR	4	4	4
KOLLAM	5	5	5
KOZHIKODE	5	5	5
ALAPPUZHA	6	6	6
KOTTAYAM	6	6	6
MALAPPURAM	3	4	6
KANNUR	5	7	7
KASARAGOD	5	8	7
ERNAKULAM	7	9	8

3. eHealth - State Performance Trend (except Medical Colleges)



3. eHealth - Institution Level Ranking (except Medical Colleges)

Hospital	State Rank
Family Health Center Noolpuzha	1
Family Health Centre Alakode	1
Family Health Centre Ambalavayal	1
Family Health Centre Anakudy	1
Family Health Centre Anicadu	1
Family Health Centre Arakulam	1
Family Health Centre Arattupuzha	1
Family Health Centre Aroor	1
Family Health Centre Athanikkal	1
Family Health Centre Chamakkala	1
Family Health Centre Chandanappally	1
Family Health Centre Cheeral	1
Family Health Centre Chenneerkara	1
Family Health Centre Cheruthana	1
Family Health Centre Chethalayam	1
Family Health Centre Chokkad	1
Family Health Centre Chorode	1
Family Health Centre Edavaka	1
Family Health Centre Edavilangu	1
Family Health Centre Elamdesom	1
Family Health Centre Eroor	1
Family Health Centre Ezhamkulam	1
Family Health Centre Ezhukone Pavithreswaram	1
Family Health Centre Karalam	1
Family Health Centre Karimkunnam	1
Family Health Centre Kavassery	1
Family Health Centre Keralassery	1
Family Health Centre Kizhakkencherry	1
Family Health Centre Koipuram	1
Family Health Centre Kottangal	1
Family Health Centre Kottathara	1
Family Health Centre Kottukal	1
Family Health Centre Kudayathur	1
Family Health Centre Kumaramangalam	1
Family Health Centre Kumbadaje	1
Family Health Centre Kunissery	1
Family Health Centre Kuruppanthara	1
Family Health Centre Kuthanur	1

Hospital	State Rank
Family Health Centre West Kallada	20
Family Health Centre Keezhmad	20
Mental Health Centre Peroorkada	20
Taluk Hospital Palluruthy	20
Urban Primary Health Centre Thrikkakara	20
Family Health Centre Vanimel	19
Km Mani Memorial Govt General Hospital Pala	18
Family Health Centre Cheranelloore	17
Family Health Centre Karavalur	17
Family Health Centre Thottackad	17
Family Health Centre Udayamperoor	17
Family Health Centre Paipra	16
Urban Primary Health Centre Tripunithura	15
Family Health Centre Ettikulam	14
Community Health Centre Cherpu	13
Community Health Centre Vellarada	13
District Hospital Aluva	13
District Hospital Mavelikara	13
District Hospital Nedumangad	13
District Hospital Tirur	13
District Model Hospital Peroorkada	13
Family Health Centre Edavanakkad	13
Family Health Centre Gothuruth	13
Family Health Centre Karakurissi	13
Family Health Centre Kuttampuzha	13
Family Health Centre Manjapra	13
Family Health Centre Muthalamada	13
Family Health Centre Thiruvaniyoor	13
General Hospital Ernakulam	13
General Hospital Kanjirapally	13
General Hospital Kasaragod	13
General Hospital Kozhikode	13
General Hospital Pathanamthitta	13
General Hospital Thiruvananthapuram	13
General Hospital Thrissur	13
Government Tribal Speciality Hospital Kottathara	13
Primary Health Centre Bharathannoor	13
Taluk Head Quarters Hospital Kuthuparamba	13

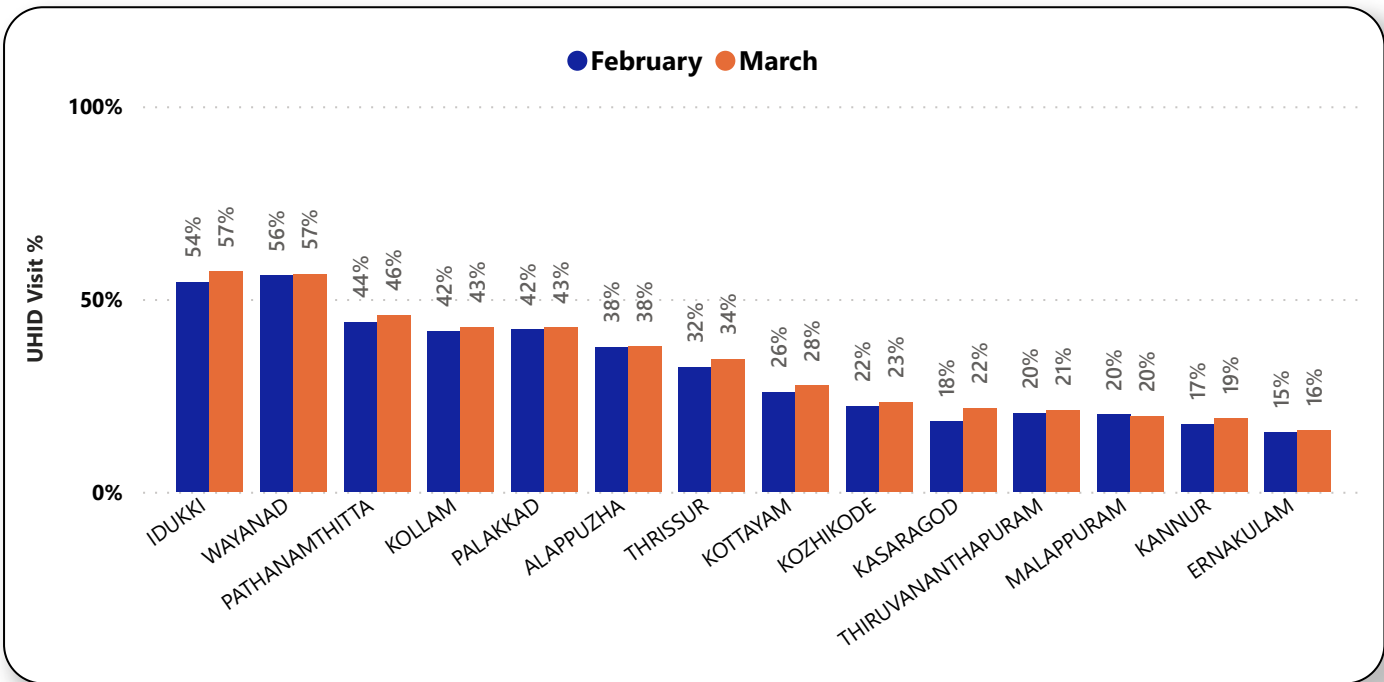
3.1 eHealth Performance - Reception Module

Reception Module is considered to be functional in an institution only if the number of total visits for the month is of minimum 500.

District	Institution Count	Institutions with Reception	% of institutions with Reception
IDUKKI	20	20	100.00%
PATHANAMTHITTA	19	19	100.00%
WAYANAD	17	17	100.00%
THIRUVANANTHAPURAM	100	95	95.00%
PALAKKAD	44	41	93.18%
MALAPPURAM	53	49	92.45%
KASARAGOD	23	20	86.96%
KOZHIKODE	55	46	83.64%
THRISSUR	69	57	82.61%
KANNUR	40	30	75.00%
KOTTAYAM	31	23	74.19%
KOLLAM	30	22	73.33%
ALAPPUZHA	31	22	70.97%
ERNAKULAM	55	39	70.91%

3.2 e-Health Performance - UHID Visits

UHID Visit % is calculated as (UHID Visits / Total Visit) *100



Institutions based on UHID Visits

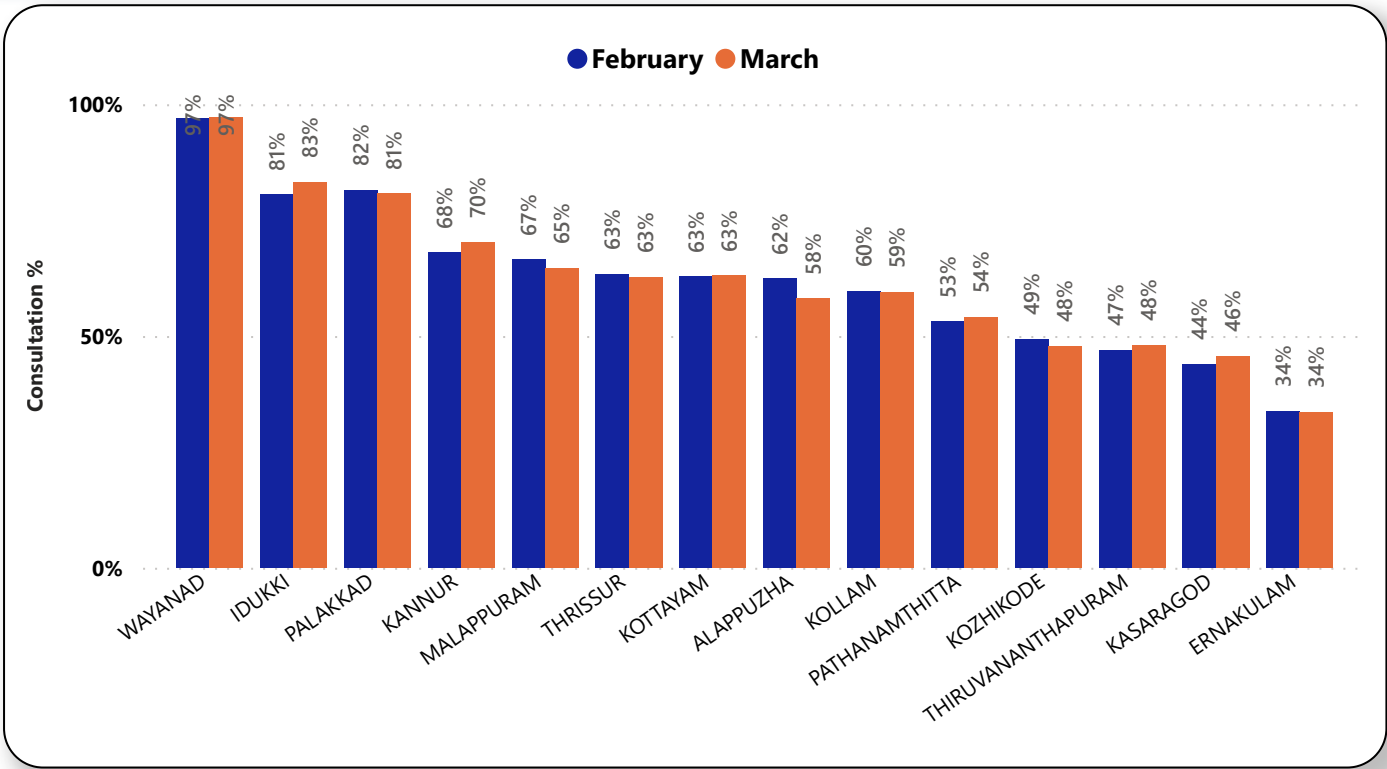
Institutions with atleast 100 UHID visits are listed here.

Hospital	UHID Visit %
Family Health Centre Anakudy	95.41%
Family Health Centre Kavassery	90.81%
Family Health Centre Munambam	90.58%
Family Health Centre Vettakkal	89.09%
Family Health Centre Naranammoozhy	88.88%
Family Health Centre Ummannoor	88.25%
Family Health Centre Thaikkad	87.27%
Family Health Centre Keralassery	87.11%
Family Health Centre Purakkad	86.92%
Family Health Centre Anicadu	86.76%
Family Health Centre Kottangal	86.51%
Family Health Centre Vellavoor	86.49%
Family Health Centre Mannur	85.36%

Hospital	UHID Visit %
General Hospital Kanjirapally	0.55%
General Hospital Thrissur	0.62%
Taluk Hospital Nadapuram	0.70%
Taluk Head Quarters Hospital Kuthuparamba	0.74%
General Hospital Kasaragod	0.91%
Family Health Centre Chaliyam	1.90%
Community Health Centre Perumkadavila	1.91%
District Hospital Nedumangad	2.26%
Taluk Headquarters Hospital Chirayinkeezh	2.54%
Taluk Headquarters Hospital Thripunithura	2.85%
Family Health Centre Pandikkad	2.96%
Community Health Centre Cherpu	3.01%

3.3 e-Health Performance - Doctor Consultation

Consultation % is calculated as (Doctor Consultation / OP Visits) *100



Doctor Consultation Percentage in all Institutions

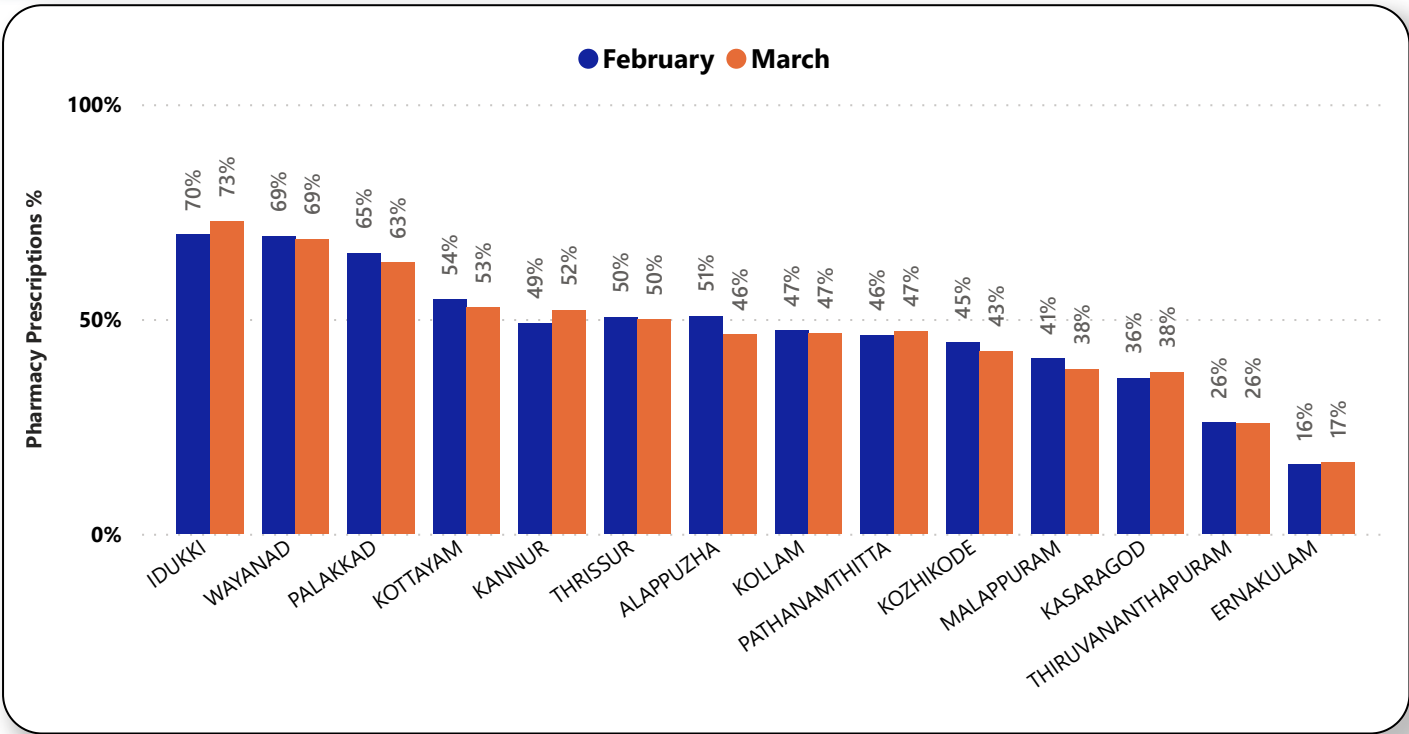
Institutions with atleast 100 UHID visits are listed here.

Hospital	Doctor Consultation %
Family Health Centre Mambra	99.97%
Family Health Centre Ozhalapathy	99.97%
Family Health Centre Amachal New	99.96%
Family Health Centre Pookkottukavu	99.95%
Family Health Centre Parappanangadi	99.94%
Family Health Centre Vellamunda	99.94%
Family Health Centre Nenmanikkara	99.91%
Family Health Centre Parasuvaikkal Parasala	99.90%
Family Health Centre Pattithara	99.90%
Primary Health Centre Vellayani	99.90%
Family Health Centre Desamangalam	99.88%

Hospital	Doctor Consultation %
Community Health Centre Kallara	0.00%
Community Health Centre Ulliyeri	0.00%
District Hospital Vadakara	0.00%
Family Health Centre Cherthala South	0.00%
Family Health Centre Cheruvattoor	0.00%
Family Health Centre Edavanakkad	0.00%
Family Health Centre Irivallur	0.00%
Family Health Centre Kayakkody	0.00%
Family Health Centre Kodyiyathur	0.00%
Family Health Centre Kottur	0.00%
Family Health Centre Mangad	0.00%

3.4 e-Health Performance - Pharmacy Usage

Pharmacy % is calculated as (Pharmacy Prescriptions/ Total OP Visits) *100



Pharmacy Usage in all Institutions

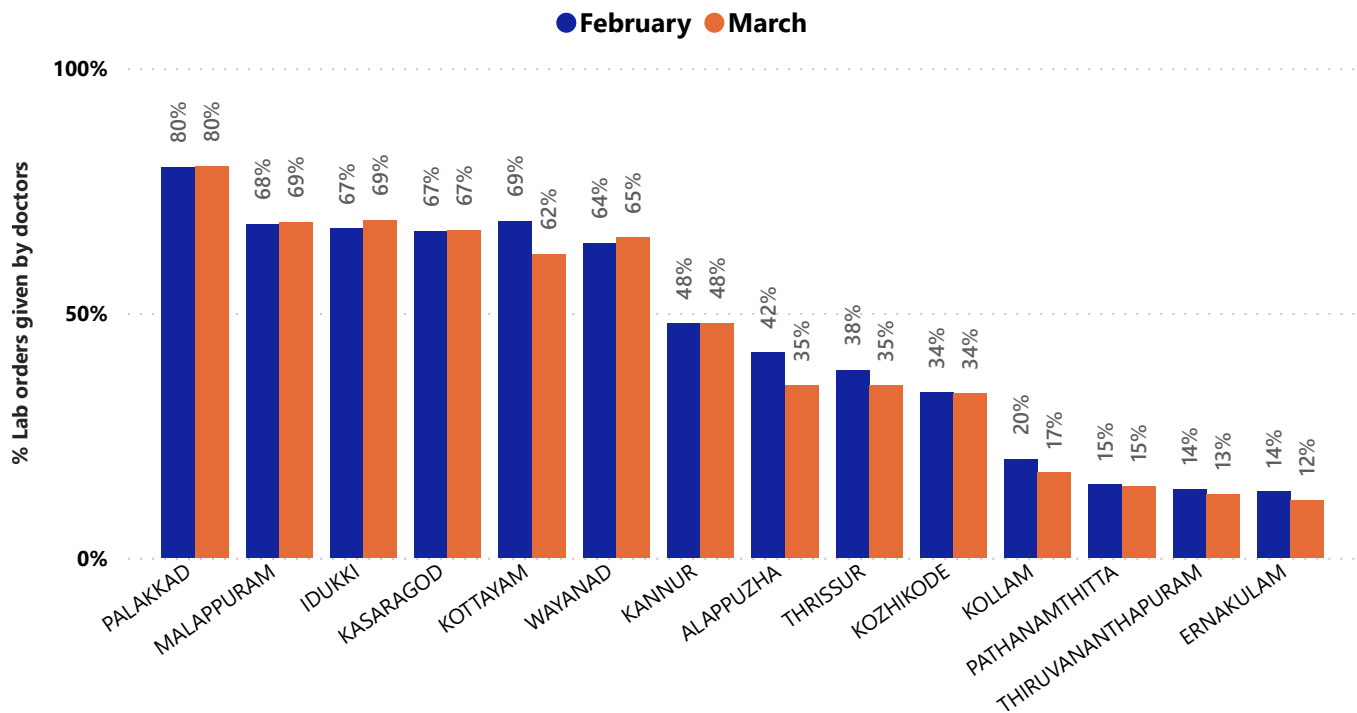
Institutions with atleast 100 UHID visits are listed here.

Hospital	Pharmacy Usage %
Family Health Centre Brahmamangalam	100.00%
Family Health Centre Meenachil	100.00%
Family Health Centre Moonnilavu	100.00%
Family Health Centre Paippad	100.00%
Family Health Centre Udayanapuram	100.00%
Family Health Centre Vellavoor	100.00%
Urban Health Welness Center Payyampally	100.00%
Urban Primary Health Centre Kulappully	100.00%
Family Health Centre Parampuzha	99.87%
Urban Primary Health Centre Perunna	98.27%
Family Health Centre Kumbadaje	97.93%
Family Health Centre Thazhava	97.06%

Hospital	Pharmacy Usage %
Community Health Centre Kallara	0.00%
Community Health Centre Ulliyeri	0.00%
Community Health Centre Vellarada	0.00%
District Hospital Aluva	0.00%
District Hospital Nedumangad	0.00%
District Hospital Vadakara	0.00%
Ek Nayanar Memorial Govt. Women And Children Hospital Mangattuparamba	0.00%
Family Health Centre Thuvvur	0.00%
Family Health Centre Alamkode	0.00%
Family Health Centre Ayalur	0.00%
Family Health Centre Cherthala South	0.00%

3.5 e-Health Performance - Lab Usage

Lab % is calculated as (Lab orders given by doctors / Total Lab Orders) *100



Lab Usage in all Institutions

Institutions with atleast 100 UHID visits are listed here.

Hospital	Lab Usage %
Coastal Speciality Hospital Valiyathura	100.00%
Community Health Centre Palode	100.00%
Family Health Centre Arattupuzha	100.00%
Family Health Centre Ayalur	100.00%
Family Health Centre Beypore	100.00%
Family Health Centre Chattanchal	100.00%
Family Health Centre Cherunniyoor	100.00%
Family Health Centre Cheruthana	100.00%
Family Health Centre Chettikulangara	100.00%
Family Health Centre Kalladikode	100.00%
Family Health Centre Kandalloor	100.00%
Family Health Centre Kodanadu	100.00%

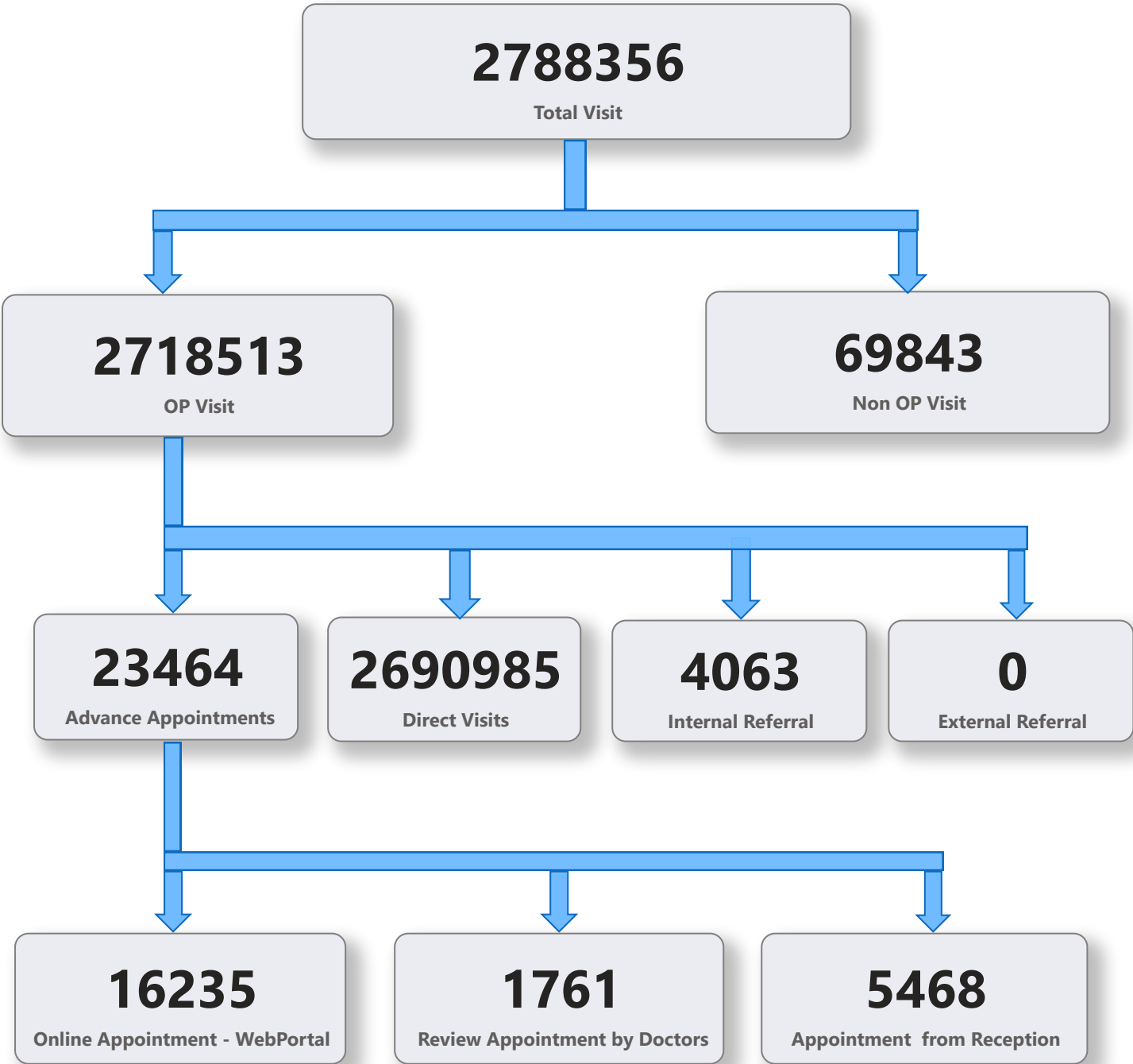
Hospital	Lab Usage %
Community Health Centre Cherpu	0.00%
Community Health Centre Kallara	0.00%
Community Health Centre Manamboor	0.00%
Community Health Centre Poovar	0.00%
Community Health Centre Vilappil	0.00%
Family Health Centre Ezhupunna	0.00%
Family Health Centre Karode	0.00%
Family Health Centre Kodyathur	0.00%
Family Health Centre Manjapra	0.00%
Family Health Centre Maruthonkara	0.00%
Family Health Centre Narath	0.00%
Family Health Centre Pamboor	0.00%

4. Status of Modules Usage in Hospitals

District wise status of live institutions and the count of various modules [Reception, OP Consultation, Lab, Pharmacy] started / functional.

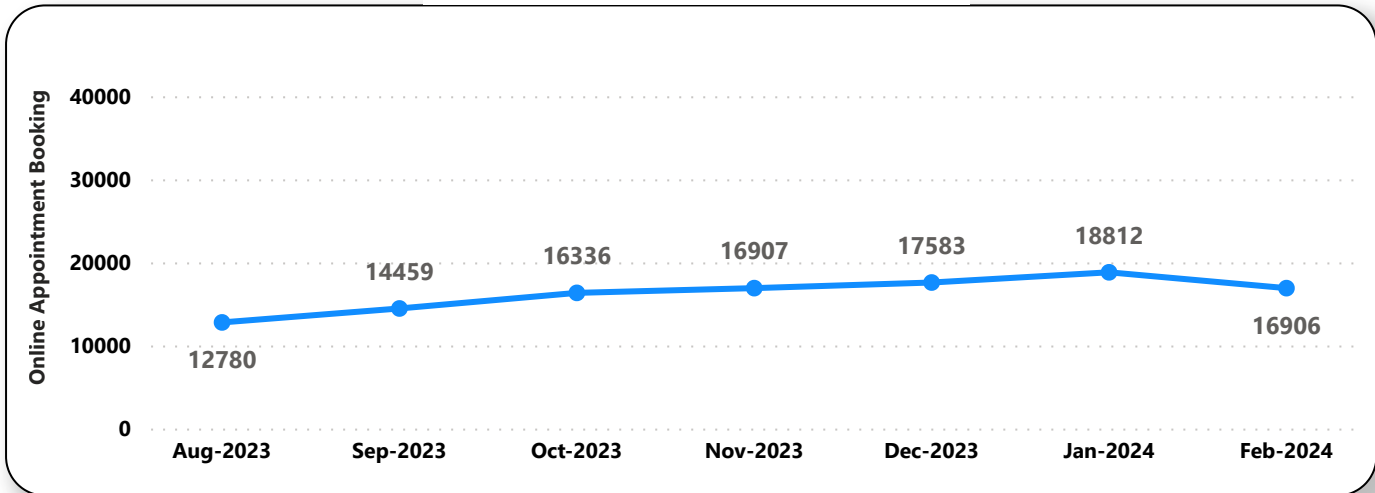
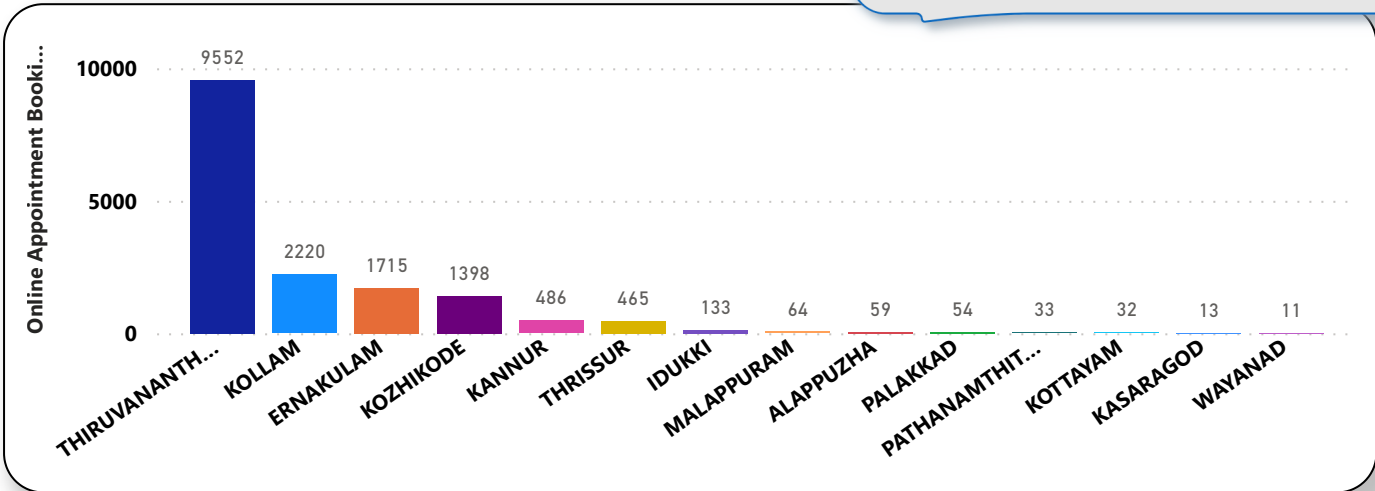
District Name	Live Institutions	Reception	Consultation	Lab	Pharmacy
THIRUVANANTHAPURAM	106	100 (94.3%)	91 (85.8%)	80 (75.5%)	71 (67%)
THRISSUR	70	58 (82.9%)	57 (81.4%)	55 (78.6%)	52 (74.3%)
KOZHIKODE	57	46 (80.7%)	35 (61.4%)	35 (61.4%)	33 (57.9%)
ERNAKULAM	56	40 (71.4%)	28 (50%)	22 (39.3%)	17 (30.4%)
MALAPPURAM	55	50 (90.9%)	49 (89.1%)	38 (69.1%)	37 (67.3%)
PALAKKAD	45	42 (93.3%)	38 (84.4%)	30 (66.7%)	31 (68.9%)
KANNUR	41	30 (73.2%)	27 (65.9%)	23 (56.1%)	23 (56.1%)
ALAPPUZHA	32	23 (71.9%)	22 (68.8%)	18 (56.3%)	19 (59.4%)
KOTTAYAM	32	24 (75%)	22 (68.8%)	17 (53.1%)	22 (68.8%)
KOLLAM	31	23 (74.2%)	23 (74.2%)	23 (74.2%)	23 (74.2%)
KASARAGOD	23	20 (87%)	16 (69.6%)	15 (65.2%)	16 (69.6%)
IDUKKI	20	20 (100%)	19 (95%)	16 (80%)	19 (95%)
PATHANAMTHITTA	20	20 (100%)	17 (85%)	14 (70%)	16 (80%)
WAYANAD	18	18 (100%)	17 (94.4%)	16 (88.9%)	17 (94.4%)
Total	606	514 (84.8%)	461 (76.1%)	402 (66.3%)	396 (65.3%)

5. Appointment Booking in Hospitals (except Medical Colleges)

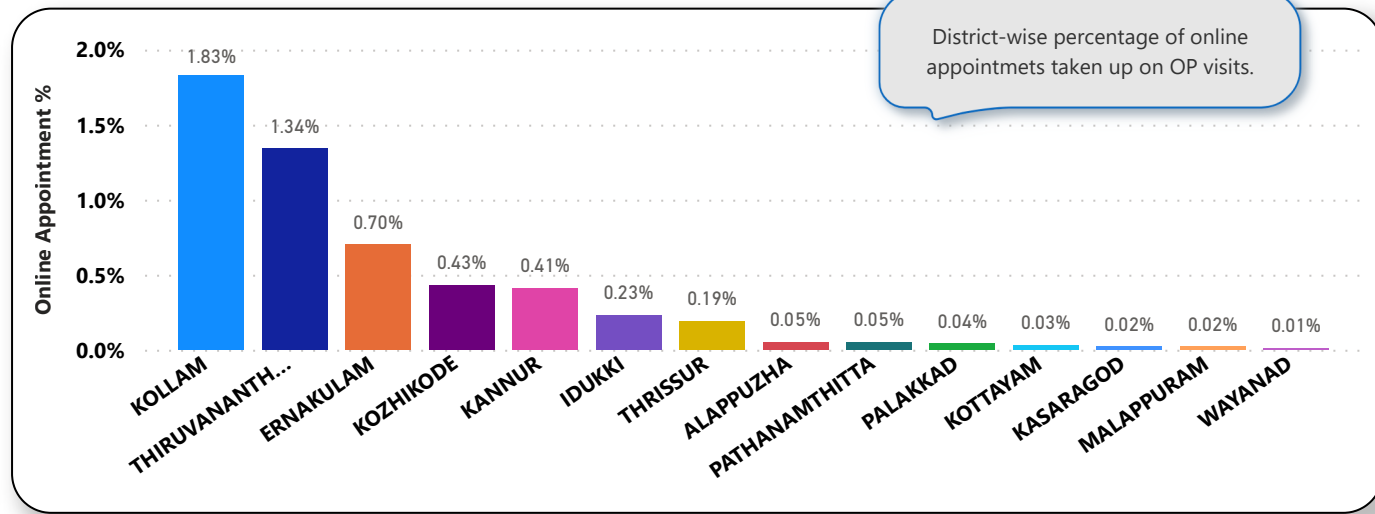


5. 1 Online Appointment Booking in Hospitals (except Medical Colleges)

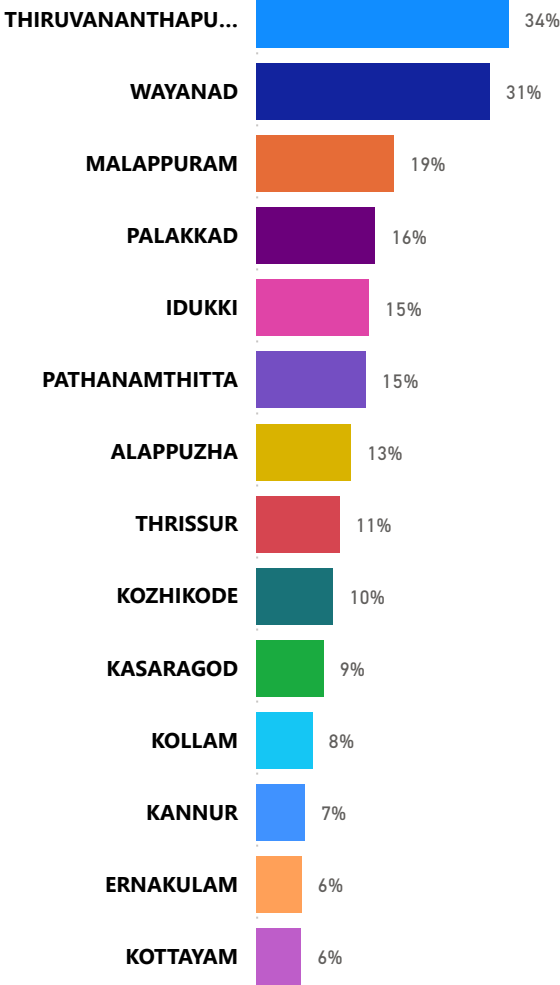
District-wise count of online appointments taken.



District-wise percentage of online appointments taken up on OP visits.



6. eHealth Performance - Reach



Reach indicates the percentage of population availing services through eHealth. The formula used to calculate is (Number of UHID registered / Population) * 100 %.