

1. eHealth Kerala - Vital Statistics

Hospital Type	Live Institutions
Family Health Centre	14
Urban Primary Health Centre	2
General Hospital	1
Medical College Hospital	1
Total	18

2. eHealth - District Ranking Matrix Based on Performance of all Institutions (except Medical Colleges)

The ranking matrix showcase the district performance in providing eHealth services through all institutions (except Medical Colleges) based on six different parameters. These parameters include whether the reception module is started or not, UHID Visits, Doctor Consultation, Pharmacy Prescriptions by doctors, Percentage of lab orders through doctors and number of Live Institutions. Based on the ranking, the districts are classified into three broad categories, the best performing districts, the average performing districts and the low performing districts.

The best performing districts should strive to continue to remain in the same position, whereas the average performing as well as the low performing districts should strive to reach to the 'top four' league.

The ranking matrix for the current month March '24 along with previous two months are as given in the table .

District	January	February	March
WAYANAD	1	1	1
IDUKKI	2	2	2
PALAKKAD	2	2	2
PATHANAMTHITTA	3	3	3
THIRUVANANTHAPURAM	4	4	4
THRISSUR	4	4	4
KOLLAM	5	5	5
KOZHIKODE	5	5	5
ALAPPUZHA	6	6	6
KOTTAYAM	6	6	6
MALAPPURAM	3	4	6
KANNUR	5	7	7
KASARAGOD	5	8	7
ERNAKULAM	7	9	8

- Best performing
- Average performing
- Low performing

3. eHealth - Institution Level Ranking (except Medical Colleges)

Hospital	Rank
Family Health Center Noolpuzha	1
Family Health Centre Ambalavayal	1
Family Health Centre Cheeral	1
Family Health Centre Chethalayam	1
Family Health Centre Edavaka	1
Family Health Centre Kottathara	1
Family Health Centre Meppady	1
Family Health Centre Padinjarathara	1
Family Health Centre Poothadi	1
Family Health Centre Pozhuthana	1
Family Health Centre Thondernad	1
Family Health Centre Vellamunda	1
Family Health Centre Vengapally	1
Urban Health Welness Center Payyampally	1
Urban Primary Health Centre Munderi	2
Family Health Centre Appapara	3
M S Padmaiah Gowder Memorial Government General Hospital Kalpetta	4

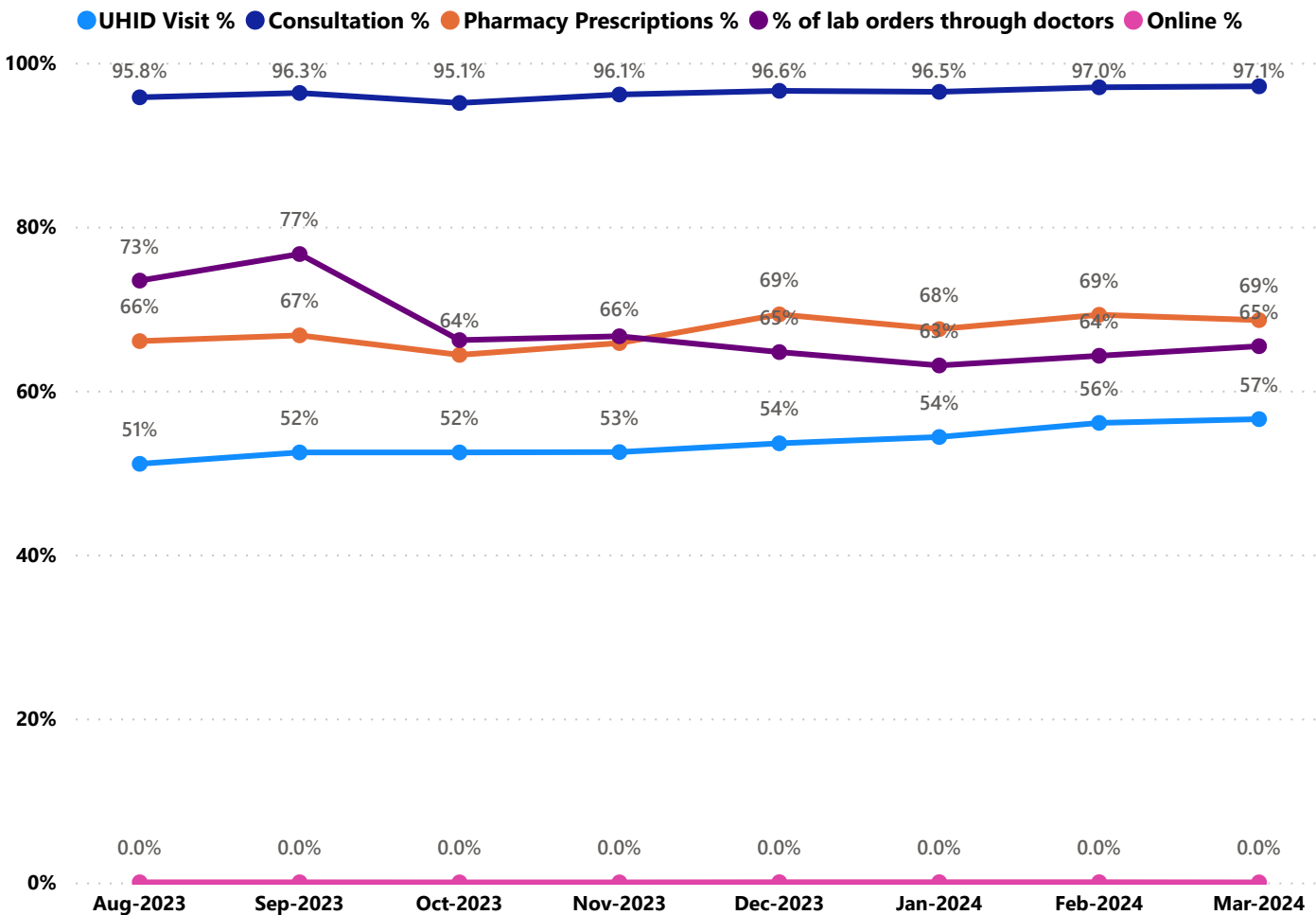
3.1 eHealth Performance - Reception Module

Reception Module is considered to be functional in an institution only if the number of total visits for the month is of minimum 500.

District	Institution Count	Institutions with Reception	% of institutions with Reception
IDUKKI	20	20	100.00%
PATHANAMTHITTA	19	19	100.00%
WAYANAD	17	17	100.00%
THIRUVANANTHAPURAM	100	95	95.00%
PALAKKAD	44	41	93.18%
MALAPPURAM	53	49	92.45%
KASARAGOD	23	20	86.96%
KOZHIKODE	55	46	83.64%
THRISSUR	69	57	82.61%
KANNUR	40	30	75.00%
KOTTAYAM	31	23	74.19%
KOLLAM	30	22	73.33%
ALAPPUZHA	31	22	70.97%
ERNAKULAM	55	39	70.91%



3.2 e-Health Performance Trend



- UHID Visit % is calculated as  $(UHID\ Visits / Total\ Visit) * 100$
- Consultation % is calculated as  $(Doctor\ Consultation / OP\ Visits) * 100$
- Pharmacy % is calculated as  $(Pharmacy\ Prescriptions / Total\ OP\ Visits) * 100$
- Lab % is calculated as  $(Lab\ orders\ given\ by\ doctors / Total\ Lab\ Orders) * 100$
- Online % is calculated as  $(Online\ appointments\ via\ web\ portal / Total\ OP\ Visits) * 100$

3.3 e-Health Performance Indicators

Institutions with atleast 100 UHID visits are listed here.

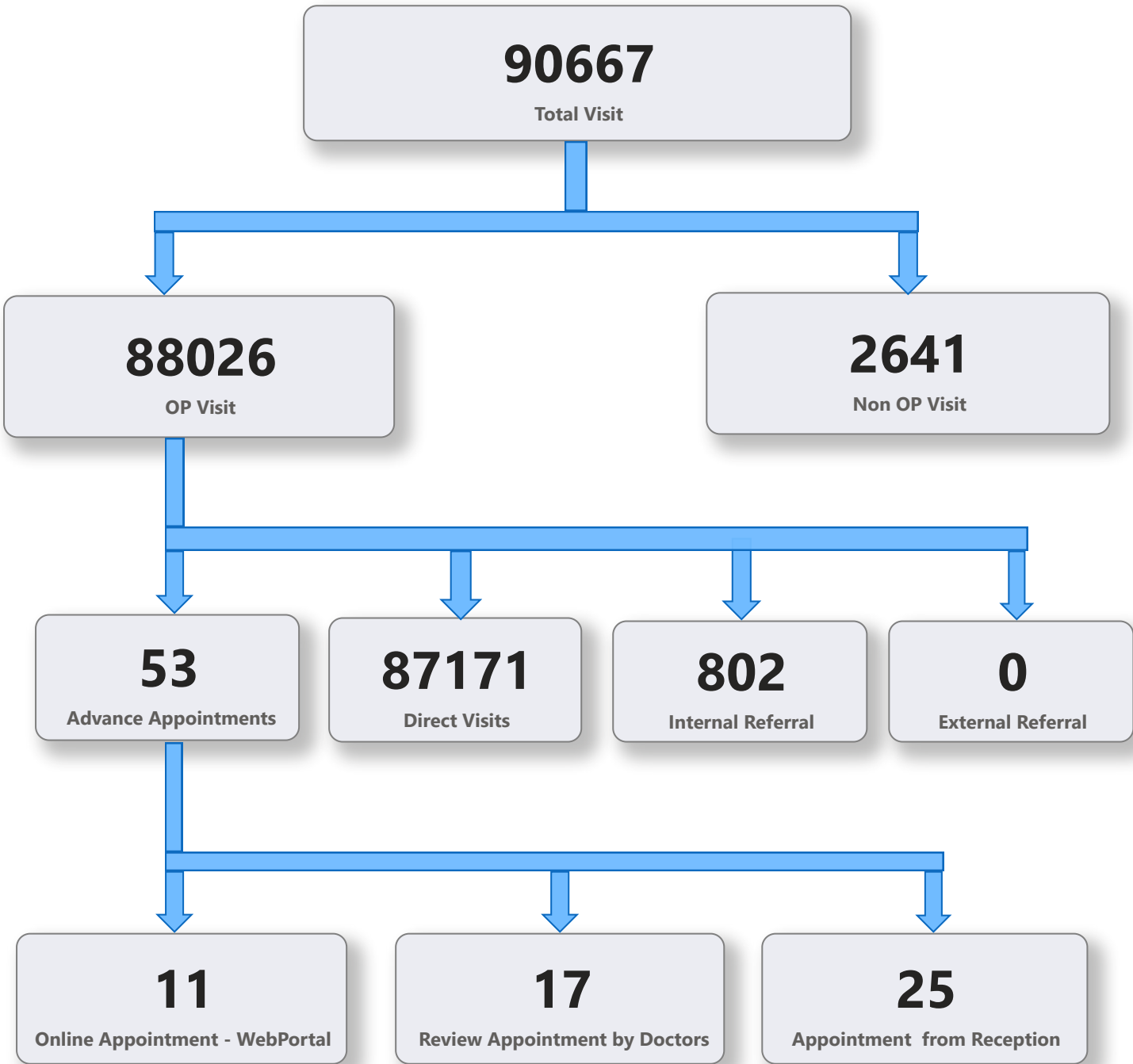
Hospital	UHID Visit %	Consultation %	Pharmacy Prescriptions %	% of Lab Orders given by Doctors
Family Health Centre Pozhuthana	84.90%	99.03%	90.64%	75.54%
Family Health Center Noolpuzha	80.44%	90.54%	80.37%	71.78%
Family Health Centre Padinjarathara	75.60%	96.12%	87.81%	74.52%
Family Health Centre Vengapally	74.05%	99.34%	91.34%	89.07%
Family Health Centre Chethalayam	72.51%	99.85%	88.98%	94.35%
Family Health Centre Cheeral	72.17%	99.68%	88.24%	96.53%
Family Health Centre Poothadi	71.91%	99.17%	88.24%	92.74%
Family Health Centre Kottathara	66.96%	99.15%	95.71%	97.04%
Family Health Centre Edavaka	63.60%	99.85%	91.77%	93.77%
Urban Health Wellness Center Payyampally	63.28%	94.77%	100.00%	100.00%
Family Health Centre Thondernad	62.86%	96.54%	91.31%	63.07%
Family Health Centre Ambalavayal	62.41%	99.05%	88.57%	65.49%
Family Health Centre Meppady	62.30%	98.16%	87.00%	76.03%
Family Health Centre Vellamunda	60.58%	99.94%	88.62%	79.69%
Urban Primary Health Centre Munderi	58.50%	97.65%	90.30%	65.87%
Family Health Centre Appapara	55.81%	89.33%	79.47%	85.74%
M S Padmaiah Gowder Memorial Government General Hospital Kalpetta	33.06%	95.69%	24.06%	49.21%

4. Status of Modules Usage in Hospitals

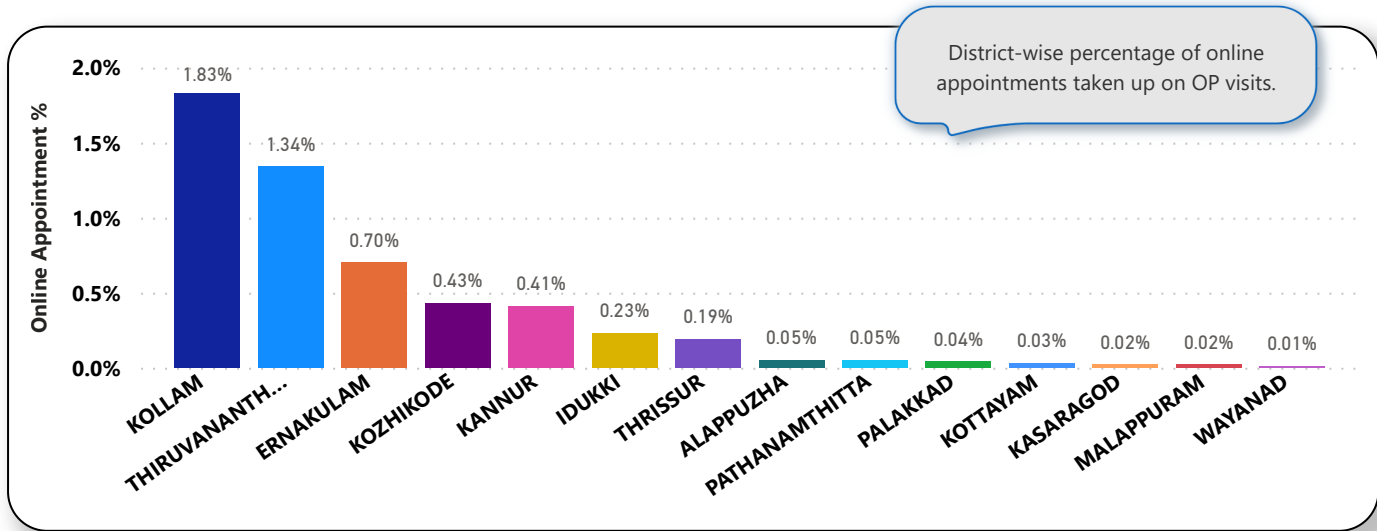
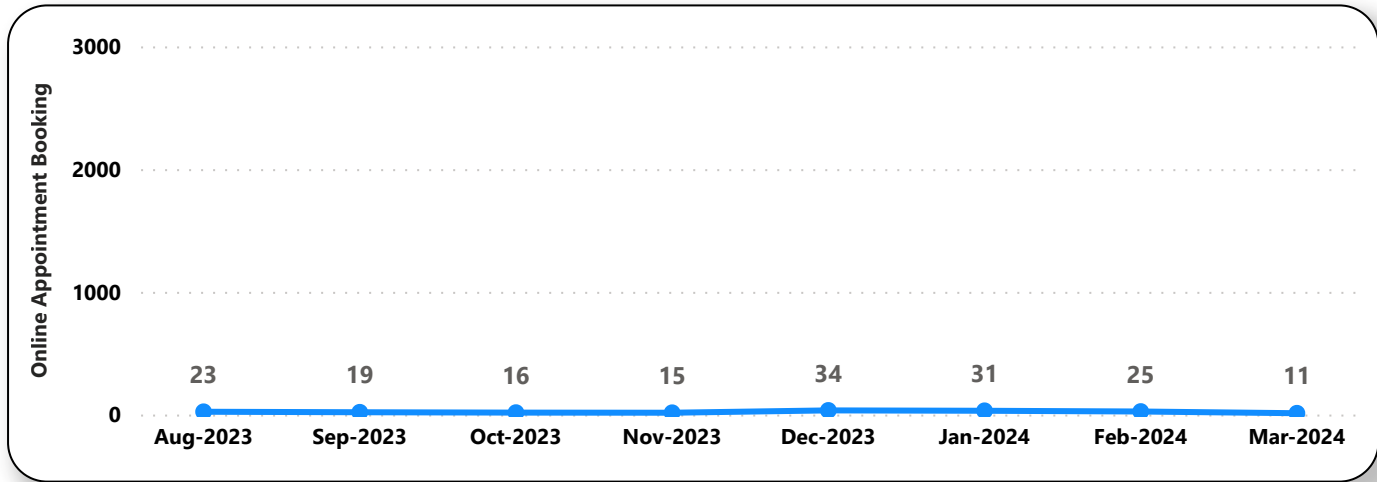
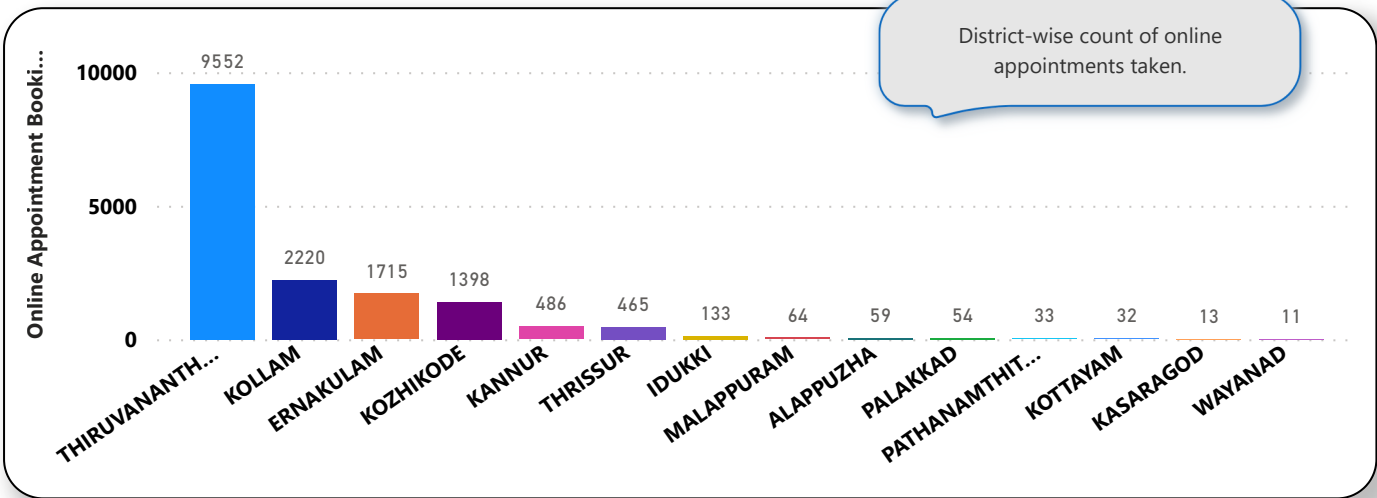
District wise status of live institutions and the count of various modules  
[Reception, OP Consultation, Lab, Pharmacy] started / functional.

District Name	Live Institutions	Reception	Consultation	Lab	Pharmacy
THIRUVANANTHAPURAM	102	96 (94.1%)	87 (85.3%)	77 (75.5%)	71 (69.6%)
THRISSUR	69	57 (82.6%)	56 (81.2%)	54 (78.3%)	52 (75.4%)
ERNAKULAM	55	39 (70.9%)	27 (49.1%)	22 (40.%)	17 (30.9%)
KOZHIKODE	55	44 (80.%)	33 (60.%)	35 (63.6%)	33 (60.%)
MALAPPURAM	54	49 (90.7%)	48 (88.9%)	37 (68.5%)	36 (66.7%)
PALAKKAD	44	41 (93.2%)	38 (86.4%)	29 (65.9%)	31 (70.5%)
KANNUR	40	29 (72.5%)	27 (67.5%)	23 (57.5%)	23 (57.5%)
ALAPPUZHA	31	22 (71.%)	21 (67.7%)	17 (54.8%)	19 (61.3%)
KOTTAYAM	31	23 (74.2%)	21 (67.7%)	16 (51.6%)	21 (67.7%)
KOLLAM	30	22 (73.3%)	22 (73.3%)	22 (73.3%)	22 (73.3%)
KASARAGOD	23	20 (87.%)	16 (69.6%)	15 (65.2%)	16 (69.6%)
IDUKKI	20	20 (100.%)	19 (95.%)	16 (80.%)	19 (95.%)
PATHANAMTHITTA	19	19 (100.%)	17 (89.5%)	14 (73.7%)	16 (84.2%)
WAYANAD	17	17 (100.%)	17 (100.%)	16 (94.1%)	17 (100.%)
Total	590	498 (84.4%)	449 (76.1%)	393 (66.6%)	393 (66.6%)

5. Appointment Booking in Hospitals (except Medical Colleges)

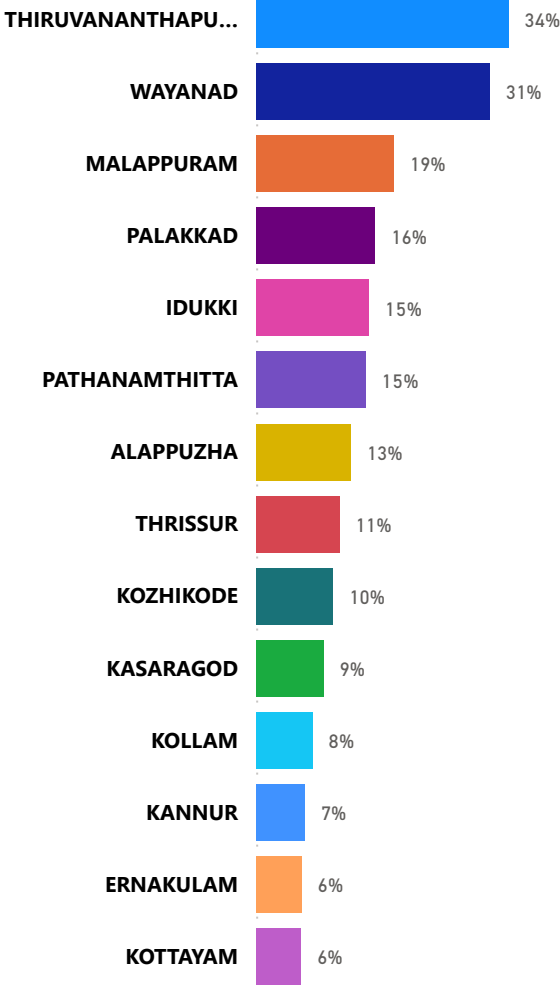


5. 1 Online Appointment Booking in Hospitals (except Medical Colleges)





6. eHealth Performance - Reach



Reach indicates the percentage of population availing services through eHealth. The formula used to calculate is (Number of UHID registered / Population) \* 100 %.