

1. eHealth Kerala - Vital Statistics

Hospital Type	Live Institutions
Family Health Centre	40
Urban Primary Health Centre	8
Taluk Headquarters Hospital	3
District Hospital	1
General Hospital	1
Medical College Hospital	1
Specialty Hospital	1
Specialty Hospital - Women Children	1
Taluk Hospital	1
Total	57

2. eHealth - District Ranking Matrix Based on Performance of all Institutions (except Medical Colleges)

The ranking matrix showcases the performance of districts in providing eHealth services through all institutions (excluding Medical Colleges) based on six different parameters.

These parameters include:

1.

Number of institutions where the reception module has started.
2.

Percentage of UHID Visits.
3.

Percentage of Doctor Consultations.
4.

Percentage of Pharmacy Prescriptions by doctors.
5.

Percentage of lab orders through doctors.
6.

Number of Live Institutions.

Weightage is assigned to the percentages calculated in intervals of 10. The rank is determined based on the sum of these weightages.

The top-performing districts should aim to maintain their positions, while the average and low-performing districts should strive to reach the 'top four' league.

The ranking matrix for the current month, May 2024, along with the previous two months, is provided in the table below.

District	March	April	May
WAYANAD	1	1	1
IDUKKI	2	2	2
PALAKKAD	2	2	2
ALAPPUZHA	6	6	3
THRISSUR	4	4	3
KOLLAM	5	3	4
MALAPPURAM	6	6	4
KANNUR	7	6	5
KOTTAYAM	6	6	5
PATHANAMTHITTA	3	4	6
KOZHIKODE	5	6	7
THIRUVANANTHAPURAM	4	4	8
KASARAGOD	7	5	9
ERNAKULAM	8	7	10

- Best performing
- Average performing
- Low performing

3. eHealth - Institution Level Ranking (except Medical Colleges)

Hospital	Rank
FAMILY HEALTH CENTRE MUNAMBAM	1
FHC KADAVOOR	1
FAMILY HEALTH CENTRE PALAKUZHA	2
FAMILY HEALTH CENTRE EROOR	3
FAMILY HEALTH CENTRE MAZHUVANNOOR	3
URBAN PRIMARY HEALTH CENTRE KADAVANTHRA	3
FAMILY HEALTH CENTRE AYYAMPUZHA	4
FAMILY HEALTH CENTRE CHERUVATTOOR	5
FAMILY HEALTH CENTRE MULAVUKAD	6
FAMILY HEALTH CENTRE PARAKADAVU	7
FAMILY HEALTH CENTRE KARUMALLOR	8
URBAN PRIMARY HEALTH CENTRE Tripunithura	8
FAMILY HEALTH CENTRE KAKKANAD	9
FAMILY HEALTH CENTRE MANEED	9
FAMILY HEALTH CENTRE THURAVOOR	10
FAMILY HEALTH CENTRE OKKAL	11
FAMILY HEALTH CENTRE CHOWARA	12
FAMILY HEALTH CENTRE KODANADU	12
FAMILY HEALTH CENTRE THIRUMARADY	12
FAMILY HEALTH CENTRE VAZHAKULAM	12
URBAN PRIMARY HEALTH CENTRE MOOLAMKUZHY	12
FAMILY HEALTH CENTRE KOTTAPPADY	13
URBAN PRIMARY HEALTH CENTRE MANGATTUMUKKU	13
FAMILY HEALTH CENTRE PAIPRA	14
FAMILY HEALTH CENTRE RAYAMANGALAM	15
FAMILY HEALTH CENTRE UDAYAMPEROOR	16
DISTRICT HOSPITAL ALUVA	17
FAMILY HEALTH CENTRE KEEZHMAAD	17
TALUK HEADQUARTERS HOSPITAL THIRUPUNITHURA	17
FAMILY HEALTH CENTRE EDAPPALLY	18
TALUK HEADQUARTERS HOSPITAL KOTHAMANGALAM	18
URBAN PRIMARY HEALTH CENTRE EDAKOCHI	18
FAMILY HEALTH CENTRE KOONAMMAVU	18

Hospital	Rank
FAMILY HEALTH CENTRE ALANGAD	29
URBAN PRIMARY HEALTH CENTRE THRIKKAKARA	28
FAMILY HEALTH CENTRE CHELLANAM	27
FAMILY HEALTH CENTRE CHERANELLOORE	27
FAMILY HEALTH CENTRE NAYARAMBALM	27
TALUK HOSPITAL PALLURUTHY	27
URBAN PRIMARY HEALTH CENTRE THAMMANAM	27
FAMILY HEALTH CENTRE EDAVANAKKAD	26
FAMILY HEALTH CENTRE KUTTAMPUZHA	26
FAMILY HEALTH CENTRE THIRUVANKULAM	26
TALUK HEADQUARTERS HOSPITAL FORT KOCHI	26
WOMEN AND CHILDREN HOSPITAL MATTANCHERRY	26
FAMILY HEALTH CENTRE MANJAPRA	25
FAMILY HEALTH CENTRE THIRUVANIYOOR	25
GENERAL HOSPITAL ERNAKULAM	25
FAMILY HEALTH CENTRE AYYAMPILLY	24
FAMILY HEALTH CENTRE GOTHURUTH	24
URBAN PRIMARY HEALTH CENTRE KALAMASSERY	23
FAMILY HEALTH CENTRE NERIYAMANGALAM	22
FAMILY HEALTH CENTRE PUNNEKKAD	21
FAMILY HEALTH CENTRE CHITTATTUKARA	20
FAMILY HEALTH CENTRE MANJALLOOR	20
FAMILY HEALTH CENTRE KOONAMMAVU	19
FAMILY HEALTH CENTRE EDAPPALLY	18
TALUK HEADQUARTERS HOSPITAL KOTHAMANGALAM	18
URBAN PRIMARY HEALTH CENTRE EDAKOCHI	18
DISTRICT HOSPITAL ALUVA	17
FAMILY HEALTH CENTRE KEEZHMAAD	17
TALUK HEADQUARTERS HOSPITAL THIRUPUNITHURA	17
FAMILY HEALTH CENTRE UDAYAMPEROOR	16
FAMILY HEALTH CENTRE RAYAMANGALAM	15
FAMILY HEALTH CENTRE PAIPRA	14

3.1 eHealth Performance - Reception Module

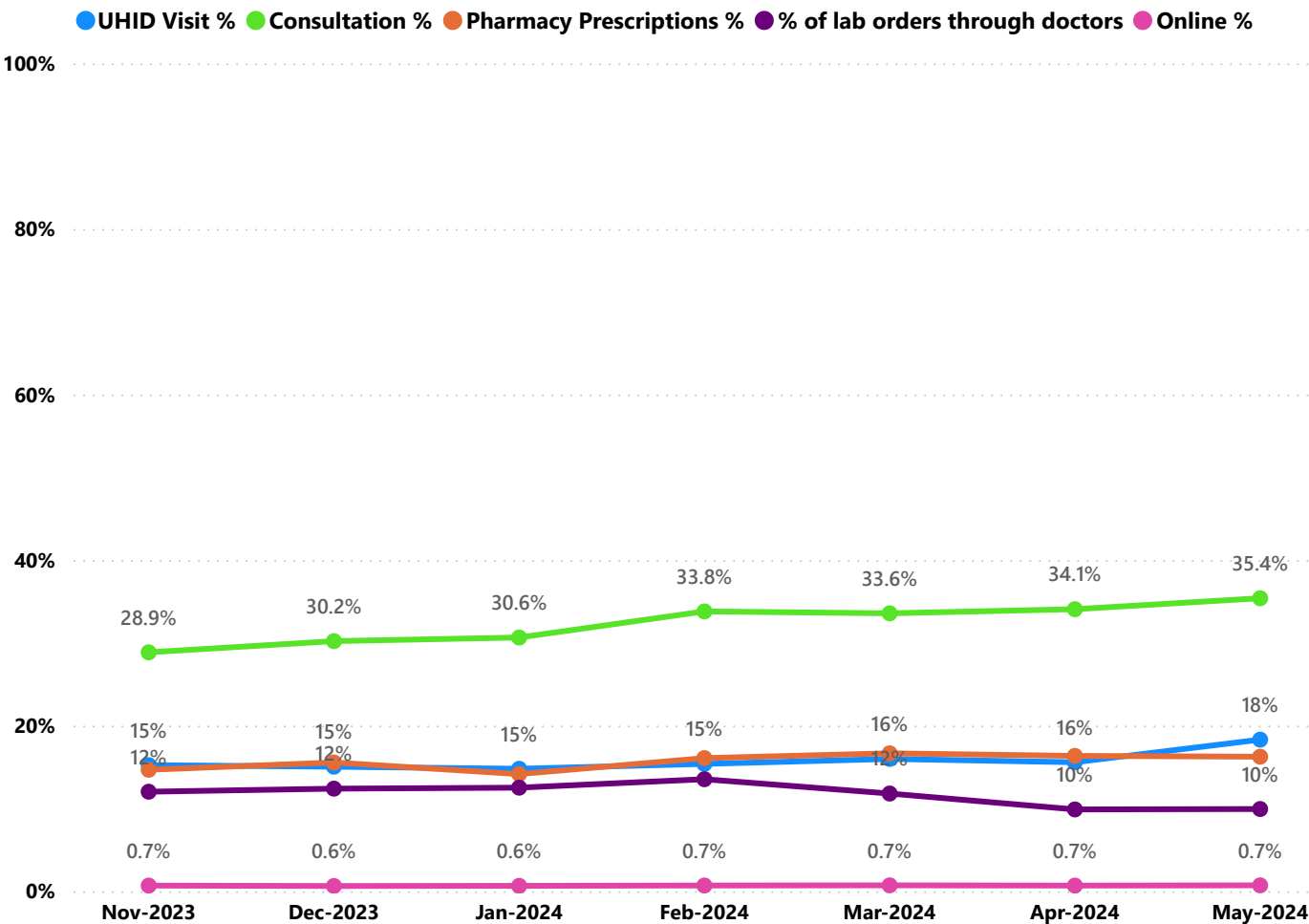
Reception Module is considered to be functional in an institution only if the number of total visits for the month is of minimum 500.

District	Institution Count	Institutions with Reception	% of institutions with Reception
ALAPPUZHA	31	31	100.00%
IDUKKI	20	20	100.00%
KOLLAM	30	30	100.00%
PATHANAMTHITTA	19	19	100.00%
WAYANAD	17	17	100.00%
KOTTAYAM	31	30	96.77%
PALAKKAD	44	42	95.45%
THIRUVANANTHAPURAM	100	94	94.00%
KANNUR	40	37	92.50%
THRISSUR	69	63	91.30%
KOZHIKODE	55	50	90.91%
MALAPPURAM	53	48	90.57%
KASARAGOD	23	20	86.96%
ERNAKULAM	56	48	85.71%

Hospital Name
URBAN PRIMARY HEALTH CENTRE THRIKKAKARA
URBAN PRIMARY HEALTH CENTRE THAMMANAM
TALUK HOSPITAL PALLURUTHY
FAMILY HEALTH CENTRE NAYARAMBALM
FAMILY HEALTH CENTRE CHERANELLOORE
FAMILY HEALTH CENTRE CHELLANAM
FAMILY HEALTH CENTRE ALANGAD

Institutions where the reception module is either not started or not using

3.2 e-Health Performance Trend



- UHID Visit % is calculated as $(UHID\ Visits / Total\ Visit) * 100$
- Consultation % is calculated as $(Doctor\ Consultation / OP\ Visits) * 100$
- Pharmacy % is calculated as $(Pharmacy\ Prescriptions / Total\ OP\ Visits) * 100$
- Lab % is calculated as $(Lab\ orders\ given\ by\ doctors / Total\ Lab\ Orders) * 100$
- Online % is calculated as $(Online\ appointments\ via\ web\ portal / Total\ OP\ Visits) * 100$

3.3 e-Health Performance Indicators

Hospital	UHID Visit %	Consultation %	Pharmacy Prescriptions %	% of Lab Orders given by Doctors
FAMILY HEALTH CENTRE MUNAMBAM	90.68%	95.32%	87.32%	44.63%
FHC KADAVOOR	65.43%	96.68%	90.29%	67.29%
FAMILY HEALTH CENTRE PALAKUZHA	62.13%	90.70%	44.03%	100.00%
FAMILY HEALTH CENTRE EROOR	59.62%	100.00%	85.78%	59.74%
FAMILY HEALTH CENTRE MAZHUVANNOOR	20.58%	98.78%	76.45%	100.00%
URBAN PRIMARY HEALTH CENTRE KADAVANTHRA	43.30%	86.86%	66.75%	100.00%
FAMILY HEALTH CENTRE AYYAMPUZHA	5.94%	91.57%	89.07%	98.92%
FAMILY HEALTH CENTRE CHERUVATTOOR	26.20%	94.87%	51.43%	100.00%
FAMILY HEALTH CENTRE MULAVUKAD	8.26%	99.54%	97.90%	58.50%
FAMILY HEALTH CENTRE PARAKADAVU	43.35%	89.62%	11.36%	95.73%
FAMILY HEALTH CENTRE KARUMALLOR	3.23%	88.08%	73.87%	62.12%
URBAN PRIMARY HEALTH CENTRE Tripunithura	12.45%	85.41%	37.11%	100.00%
FAMILY HEALTH CENTRE KAKKANAD	4.38%	98.20%	79.10%	44.51%
FAMILY HEALTH CENTRE MANEED	52.36%	81.42%	63.12%	14.81%
FAMILY HEALTH CENTRE THURAVOOR	31.90%	75.63%	9.58%	100.00%
FAMILY HEALTH CENTRE OKKAL	1.55%	99.54%	9.30%	100.00%
FAMILY HEALTH CENTRE CHOWARA	0.58%	89.94%	0.00%	100.00%
FAMILY HEALTH CENTRE KODANADU	4.39%	75.67%	17.59%	100.00%
FAMILY HEALTH CENTRE THIRUMARADY	50.54%	99.22%	37.99%	0.00%
FAMILY HEALTH CENTRE VAZHAKULAM	15.72%	46.02%	36.40%	100.00%
URBAN PRIMARY HEALTH CENTRE MOOLAMKUZHY	20.29%	33.61%	30.48%	100.00%
FAMILY HEALTH CENTRE KOTTAPPADY	20.45%	61.86%	62.35%	29.69%
URBAN PRIMARY HEALTH CENTRE MANGATTUMUKKU	11.38%	46.75%	29.85%	100.00%
FAMILY HEALTH CENTRE PAIPRA	5.22%	47.91%	11.55%	100.00%
FAMILY HEALTH CENTRE RAYAMANGALAM	10.13%	34.00%	4.30%	100.00%
FAMILY HEALTH CENTRE UDAYAMPEROOR	20.62%	0.18%	0.18%	100.00%
DISTRICT HOSPITAL ALUVA	4.57%	12.57%	2.38%	100.00%
FAMILY HEALTH CENTRE KEEZHMAAD	16.09%	8.94%	0.00%	100.00%
TALUK HEADQUARTERS HOSPITAL THRIPIUNITHURA	6.32%	10.54%	6.48%	100.00%
FAMILY HEALTH CENTRE EDAPPALLY	9.38%	0.06%	0.06%	100.00%
TALUK HEADQUARTERS HOSPITAL KOTHAMANGALAM	27.25%	68.64%	1.40%	17.32%
URBAN PRIMARY HEALTH CENTRE EDAKOCHI	4.56%	2.01%	2.07%	100.00%
FAMILY HEALTH CENTRE KOONAMMAVU	3.96%	76.74%	0.17%	0.00%
FAMILY HEALTH CENTRE CHITTATTUKARA	23.01%	44.75%	0.00%	0.00%
FAMILY HEALTH CENTRE MANJALLOOR	12.53%	54.65%	0.00%	3.45%
FAMILY HEALTH CENTRE PUNNEKKAD	56.59%	4.26%	4.18%	0.91%
FAMILY HEALTH CENTRE NERIYAMANGALAM	40.35%	0.00%	0.00%	0.00%
URBAN PRIMARY HEALTH CENTRE KALAMASSERY	34.56%	3.47%	2.38%	0.00%
FAMILY HEALTH CENTRE AYYAMPILLY	20.12%	0.00%	0.00%	0.00%
FAMILY HEALTH CENTRE GOTHURUTH	1.14%	22.96%	0.00%	0.00%

3.3 e-Health Performance Indicators

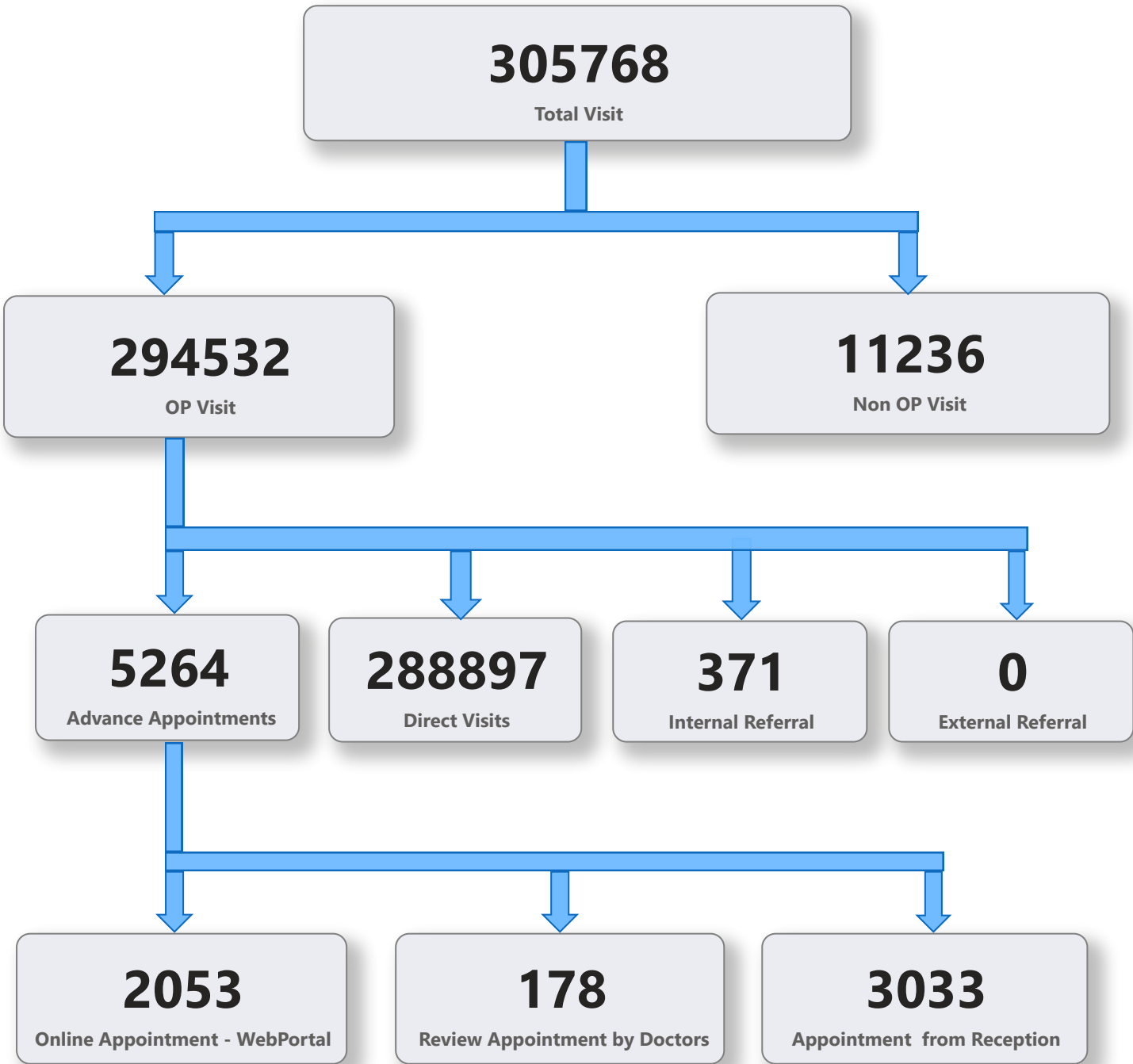
Hospital	UHID Visit %	Consultation %	Pharmacy Prescriptions %	% of Lab Orders given by Doctors
FAMILY HEALTH CENTRE ALANGAD	0.00%	0.00%	0.00%	0.00%
URBAN PRIMARY HEALTH CENTRE THRIKKAKARA	33.33%	0.00%	0.00%	0.00%
URBAN PRIMARY HEALTH CENTRE THAMMANAM	0.00%	0.00%	0.00%	0.00%
TALUK HOSPITAL PALLURUTHY	0.00%	0.00%	0.00%	0.00%
FAMILY HEALTH CENTRE NAYARAMBALM	100.00%	0.00%	0.00%	0.00%
FAMILY HEALTH CENTRE CHERANELLOORE	100.00%	0.00%	0.00%	0.00%
FAMILY HEALTH CENTRE CHELLANAM	0.00%	0.00%	0.00%	0.00%
WOMEN AND CHILDREN HOSPITAL MATTANCHERRY	0.08%	0.00%	0.00%	0.00%
TALUK HEADQUARTERS HOSPITAL FORT KOCHI	2.33%	0.00%	0.00%	0.00%
FAMILY HEALTH CENTRE THIRUVANKULAM	4.05%	0.00%	0.00%	0.00%
FAMILY HEALTH CENTRE KUTTAMPUZHA	0.37%	0.00%	0.00%	0.00%
FAMILY HEALTH CENTRE EDAVANAKKAD	8.50%	0.00%	0.00%	0.00%
GENERAL HOSPITAL ERNAKULAM	18.44%	4.97%	0.93%	0.01%
FAMILY HEALTH CENTRE THIRUVANIYOOR	17.36%	8.04%	0.00%	0.00%
FAMILY HEALTH CENTRE MANJAPRA	7.89%	7.26%	0.10%	12.77%
FAMILY HEALTH CENTRE GOTHURUTH	1.14%	22.96%	0.00%	0.00%
FAMILY HEALTH CENTRE AYYAMPILLY	20.12%	0.00%	0.00%	0.00%
URBAN PRIMARY HEALTH CENTRE KALAMASSERY	34.56%	3.47%	2.38%	0.00%
FAMILY HEALTH CENTRE NERIYAMANGALAM	40.35%	0.00%	0.00%	0.00%
FAMILY HEALTH CENTRE PUNNEKKAD	56.59%	4.26%	4.18%	0.91%
FAMILY HEALTH CENTRE MANJALLOOR	12.53%	54.65%	0.00%	3.45%
FAMILY HEALTH CENTRE CHITTATTUKARA	23.01%	44.75%	0.00%	0.00%
FAMILY HEALTH CENTRE KOONAMMAVU	3.96%	76.74%	0.17%	0.00%
URBAN PRIMARY HEALTH CENTRE EDAKOCHI	4.56%	2.01%	2.07%	100.00%
TALUK HEADQUARTERS HOSPITAL KOTHAMANGALAM	27.25%	68.64%	1.40%	17.32%
FAMILY HEALTH CENTRE EDAPPALLY	9.38%	0.06%	0.06%	100.00%
TALUK HEADQUARTERS HOSPITAL THIRIPUNITHURA	6.32%	10.54%	6.48%	100.00%
FAMILY HEALTH CENTRE KEEZHMAAD	16.09%	8.94%	0.00%	100.00%
DISTRICT HOSPITAL ALUVA	4.57%	12.57%	2.38%	100.00%
FAMILY HEALTH CENTRE UDAYAMPEROOR	20.62%	0.18%	0.18%	100.00%
FAMILY HEALTH CENTRE RAYAMANGALAM	10.13%	34.00%	4.30%	100.00%
FAMILY HEALTH CENTRE PAIPRA	5.22%	47.91%	11.55%	100.00%
URBAN PRIMARY HEALTH CENTRE MANGATTUMUKKU	11.38%	46.75%	29.85%	100.00%
FAMILY HEALTH CENTRE KOTTAPPADY	20.45%	61.86%	62.35%	29.69%
URBAN PRIMARY HEALTH CENTRE MOOLAMKUZHY	20.29%	33.61%	30.48%	100.00%
FAMILY HEALTH CENTRE VAZHAKULAM	15.72%	46.02%	36.40%	100.00%
FAMILY HEALTH CENTRE THIRUMARADY	50.54%	99.22%	37.99%	0.00%
FAMILY HEALTH CENTRE KODANADU	4.39%	75.67%	17.59%	100.00%
FAMILY HEALTH CENTRE CHOWARA	0.58%	89.94%	0.00%	100.00%
FAMILY HEALTH CENTRE OKKAL	1.55%	99.54%	9.30%	100.00%
FAMILY HEALTH CENTRE THURAVOOR	31.90%	75.63%	9.58%	100.00%

4. Status of Modules Usage in Hospitals

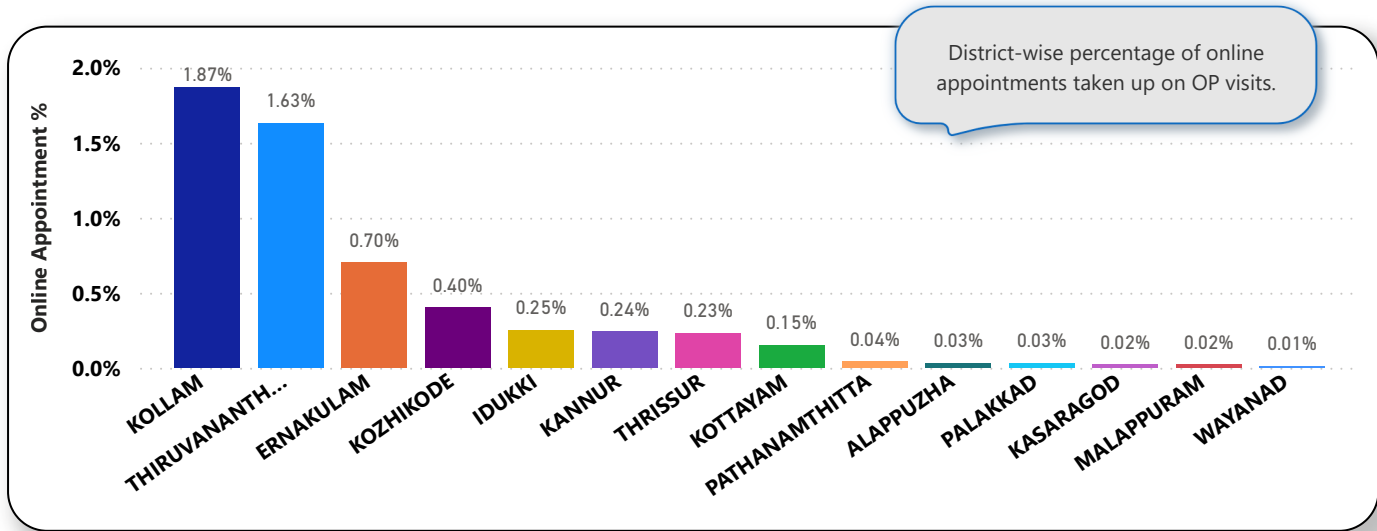
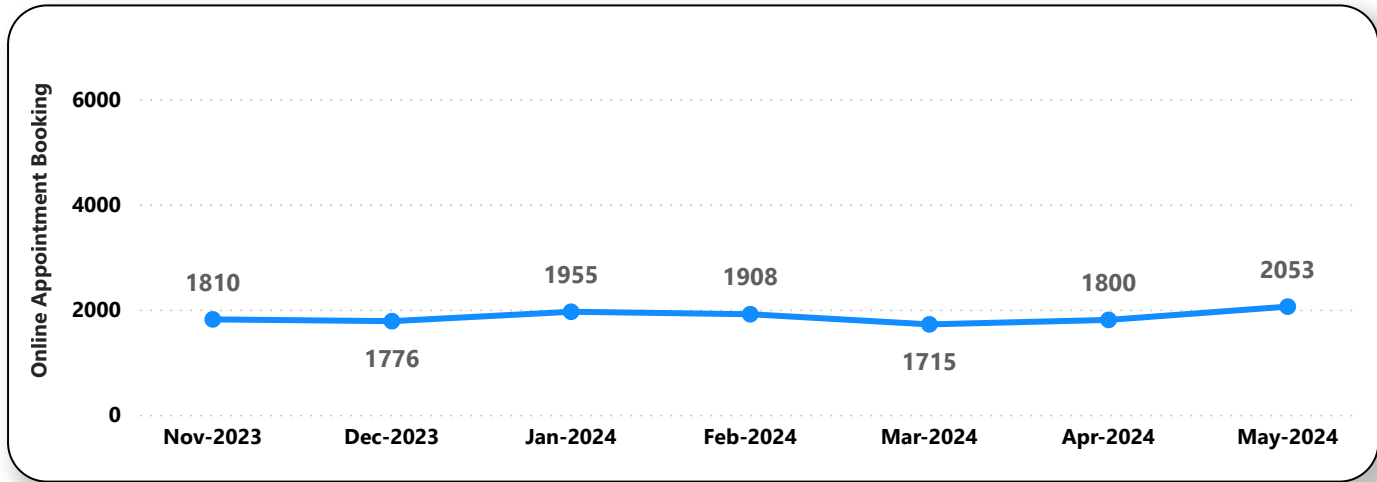
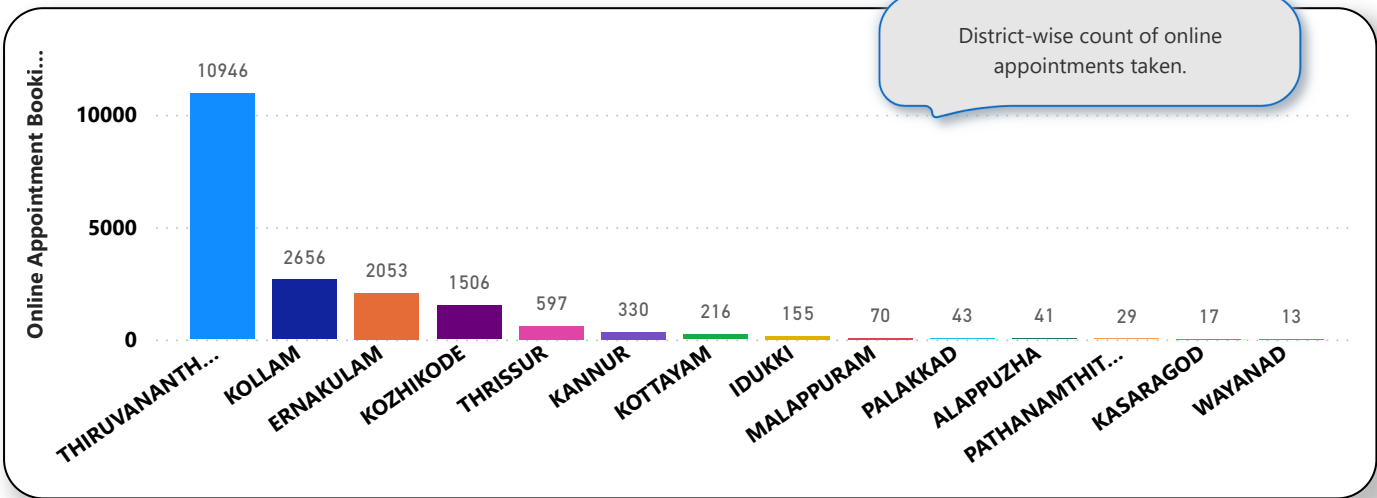
District wise status of live institutions and the count of various modules [Reception, OP Consultation, Lab, Pharmacy] started / functional. This list excludes Medical College Hospitals, CCRC and PH Labs.

District	Live Institutions	Reception	Consultation	Pharmacy	Lab
THIRUVANANTHAPURAM	100	94 (94%)	87 (87%)	73 (73%)	76 (76%)
THRISSUR	69	63 (91%)	60 (87%)	54 (78%)	54 (78%)
ERNAKULAM	55	48 (87%)	33 (60%)	21 (38%)	22 (40%)
KOZHIKODE	55	50 (91%)	38 (69%)	35 (64%)	40 (73%)
MALAPPURAM	53	48 (91%)	47 (89%)	39 (74%)	42 (79%)
PALAKKAD	44	42 (95%)	39 (89%)	33 (75%)	36 (82%)
KANNUR	40	37 (93%)	35 (88%)	29 (73%)	28 (70%)
ALAPPUZHA	31	31 (100%)	31 (100%)	30 (97%)	28 (90%)
KOTTAYAM	31	30 (97%)	27 (87%)	27 (87%)	21 (68%)
KOLLAM	30	30 (100%)	30 (100%)	29 (97%)	29 (97%)
KASARAGOD	23	20 (87%)	17 (74%)	16 (70%)	17 (74%)
IDUKKI	20	20 (100%)	19 (95%)	19 (95%)	16 (80%)
PATHANAMTHITTA	19	19 (100%)	18 (95%)	18 (95%)	17 (89%)
WAYANAD	17	17 (100%)	17 (100%)	17 (100%)	16 (94%)
Total	587	549 (94%)	498 (85%)	440 (75%)	442 (75%)

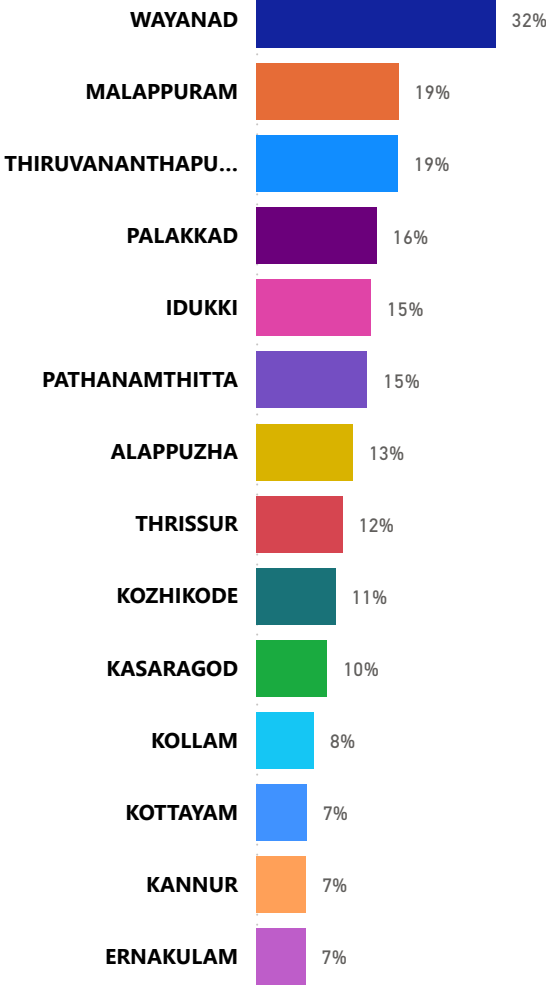
5. Appointment Booking in Hospitals (except Medical Colleges)



5. 1 Online Appointment Booking in Hospitals (except Medical Colleges)



6. eHealth Performance - Reach



Reach indicates the percentage of population availing services through eHealth. The formula used to calculate is (Number of UHID registered / Population) * 100 %.