

1. eHealth Kerala - Vital Statistics

Hospital Type	Live Institutions
Family Health Centre	40
Urban Primary Health Centre	5
Taluk Hospital	4
Community Health Centre	3
Medical College Hospital	2
District Hospital	1
General Hospital	1
Taluk Headquarters Hospital	1
Total	57

2. eHealth - District Ranking Matrix Based on Performance of all Institutions (except Medical Colleges)

The ranking matrix showcases the performance of districts in providing eHealth services through all institutions (excluding Medical Colleges) based on six different parameters.

These parameters include:

1.

Number of institutions where the reception module has started.
2.

Percentage of UHID Visits.
3.

Percentage of Doctor Consultations.
4.

Percentage of Pharmacy Prescriptions by doctors.
5.

Percentage of lab orders through doctors.
6.

Number of Live Institutions.

Weightage is assigned to the percentages calculated in intervals of 10. The rank is determined based on the sum of these weightages.

The top-performing districts should aim to maintain their positions, while the average and low-performing districts should strive to reach the 'top four' league.

The ranking matrix for the current month, May 2024, along with the previous two months, is provided in the table below.

District	March	April	May
WAYANAD	1	1	1
IDUKKI	2	2	2
PALAKKAD	2	2	2
ALAPPUZHA	6	6	3
THRISSUR	4	4	3
KOLLAM	5	3	4
MALAPPURAM	6	6	4
KANNUR	7	6	5
KOTTAYAM	6	6	5
PATHANAMTHITTA	3	4	6
KOZHIKODE	5	6	7
THIRUVANANTHAPURAM	4	4	8
KASARAGOD	7	5	9
ERNAKULAM	8	7	10

- Best performing
- Average performing
- Low performing

3. eHealth - Institution Level Ranking (except Medical Colleges)

Hospital	Rank
FAMILY HEALTH CENTRE VADAKARA	1
FAMILY HEALTH CENTRE MOODADI	2
FAMILY HEALTH CENTRE ARIKKULAM	3
FAMILY HEALTH CENTRE AYANCHERY	3
FAMILY HEALTH CENTRE CHORODE	3
FAMILY HEALTH CENTRE IRINGAL KOTTAKKAL	3
FAMILY HEALTH CENTRE KUNNAMANGALAM	3
FAMILY HEALTH CENTRE THIRUVAMBADI	3
FAMILY HEALTH CENTRE KAKKODI	4
URBAN FAMILY HEALTH CENTRE KINASSERY	4
COMMUNITY HEALTH CENTRE THIRUVANGOOR	5
FAMILY HEALTH CENTRE ATHOLI	5
FAMILY HEALTH CENTRE MADAVOOR KOZHICODE	5
FAMILY HEALTH CENTRE MANIYOOR	5
FAMILY HEALTH CENTRE RAMANATUKARA	5
URBAN FAMILY HEALTH CENTRE PAYYANAKKAL	5
FAMILY HEALTH CENTRE KODARANJI	6
FAMILY HEALTH CENTRE NARIPATTA	6
FAMILY HEALTH CENTRE PURAMERY	6
URBAN PRIMARY HEALTH CENTRE KALLUNIRA	6
FAMILY HEALTH CENTRE AZHIYUR	7
FAMILY HEALTH CENTRE NOCHAD	7
URBAN FAMILY HEALTH CENTRE FEROKE	8
URBAN FAMILY HEALTH CENTRE PAYYOLI	8
COMMUNITY HEALTH CENTRE MUKKAM	9
FAMILY HEALTH CENTRE PANANGAD	9
FAMILY HEALTH CENTRE PUTHIYAPPA	9
FAMILY HEALTH CENTRE CHANGAROTH	10
FAMILY HEALTH CENTRE MARUTHONKARA	10
FAMILY HEALTH CENTRE MEPPAYUR	11
FAMILY HEALTH CENTRE PUDUPPADI	11
FAMILY HEALTH CENTRE CHALIYAM	12
FAMILY HEALTH CENTRE BEYPORE	13
FAMILY HEALTH CENTRE CHENGOTTUKAVU	13
FAMILY HEALTH CENTRE VANIMEL	14

Hospital	Rank
FAMILY HEALTH CENTRE ERAMANGALAM	21
FAMILY HEALTH CENTRE KARASSERY	21
FAMILY HEALTH CENTRE KODENCHERY	21
FAMILY HEALTH CENTRE PERUMANNA	21
FAMILY HEALTH CENTRE PERUVANNAMUZHI	21
FAMILY HEALTH CENTRE CHEKKIAD	20
GENERAL HOSPITAL KOZHICODE	20
TALUK HOSPITAL FEROKE	20
TALUK HOSPITAL NADAPURAM	20
FAMILY HEALTH CENTRE KAYANNA	19
TALUK HEADQUARTERS HOSPITAL KOYILANDY	19
TALUK HOSPITAL PERAMBRA	19
DISTRICT HOSPITAL VADAKARA	18
FAMILY HEALTH CENTRE KODIYATHUR	18
FAMILY HEALTH CENTRE KOTTUR	18
FAMILY HEALTH CENTRE KAYAKKODY	17
FAMILY HEALTH CENTRE MANGAD	17
COMMUNITY HEALTH CENTRE ULLIYERI	16
FAMILY HEALTH CENTRE IRIVALLUR	16
TALUK HOSPITAL KUTTIADI	15
FAMILY HEALTH CENTRE VANIMEL	14
FAMILY HEALTH CENTRE BEYPORE	13
FAMILY HEALTH CENTRE CHENGOTTUKAVU	13
FAMILY HEALTH CENTRE CHALIYAM	12
FAMILY HEALTH CENTRE MEPPAYUR	11
FAMILY HEALTH CENTRE PUDUPPADI	11
FAMILY HEALTH CENTRE CHANGAROTH	10
FAMILY HEALTH CENTRE MARUTHONKARA	10
COMMUNITY HEALTH CENTRE MUKKAM	9
FAMILY HEALTH CENTRE PANANGAD	9
FAMILY HEALTH CENTRE PUTHIYAPPA	9
URBAN FAMILY HEALTH CENTRE FEROKE	8
URBAN FAMILY HEALTH CENTRE PAYYOLI	8
FAMILY HEALTH CENTRE AZHIYUR	7
FAMILY HEALTH CENTRE NOCHAD	7
FAMILY HEALTH CENTRE KODARANJI	6

3.1 eHealth Performance - Reception Module

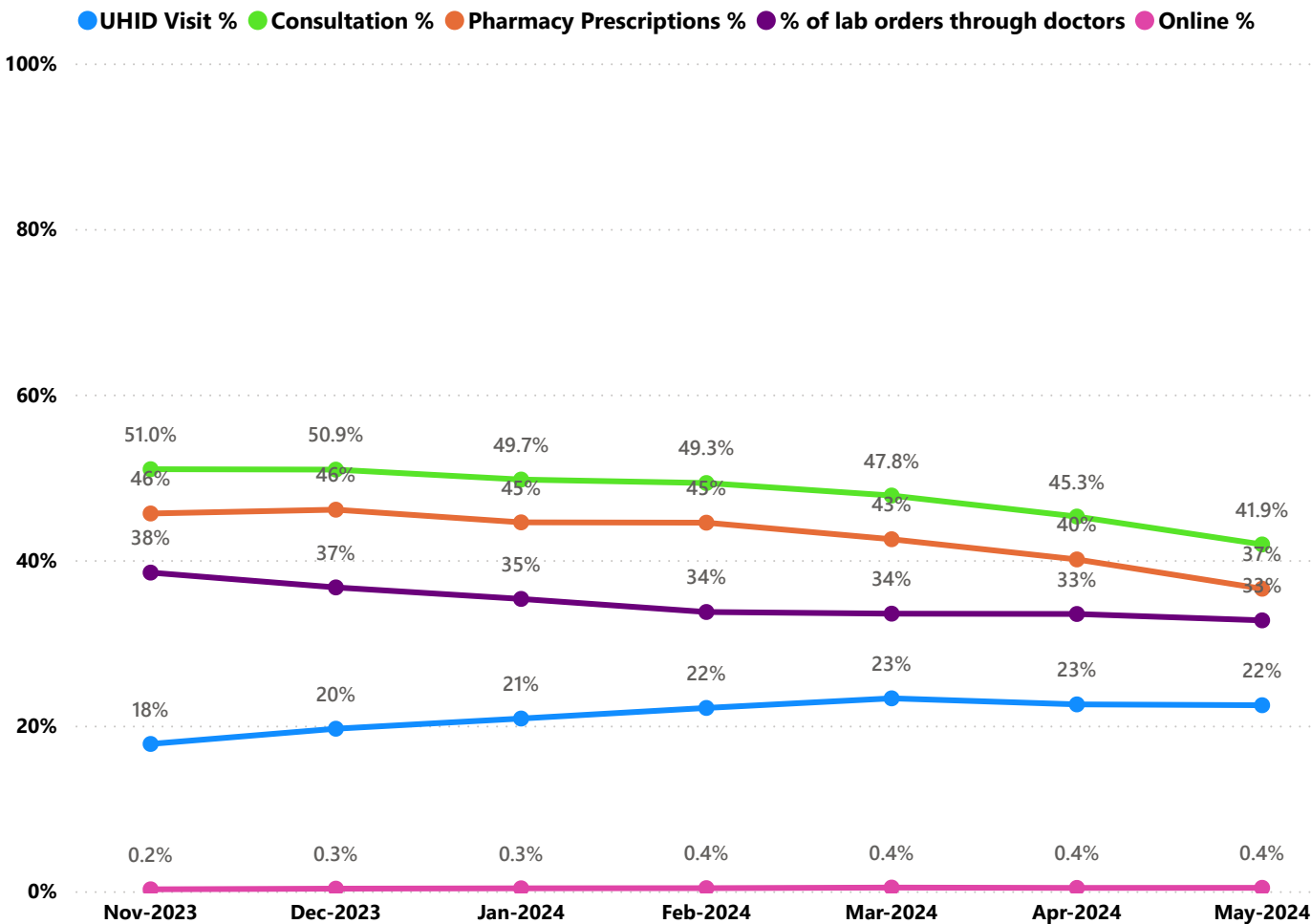
Reception Module is considered to be functional in an institution only if the number of total visits for the month is of minimum 500.

District	Institution Count	Institutions with Reception	% of institutions with Reception
ALAPPUZHA	31	31	100.00%
IDUKKI	20	20	100.00%
KOLLAM	30	30	100.00%
PATHANAMTHITTA	19	19	100.00%
WAYANAD	17	17	100.00%
KOTTAYAM	31	30	96.77%
PALAKKAD	44	42	95.45%
THIRUVANANTHAPURAM	100	94	94.00%
KANNUR	40	37	92.50%
THRISSUR	69	63	91.30%
KOZHIKODE	55	50	90.91%
MALAPPURAM	53	48	90.57%
KASARAGOD	23	20	86.96%
ERNAKULAM	56	48	85.71%

Hospital Name
FAMILY HEALTH CENTRE PERUVANNAMUZHI
FAMILY HEALTH CENTRE PERUMANNA
FAMILY HEALTH CENTRE KODENCHERY
FAMILY HEALTH CENTRE KARASSERY
FAMILY HEALTH CENTRE ERAMANGALAM

Institutions where the reception module is either not started or not using

3.2 e-Health Performance Trend



- UHID Visit % is calculated as (UHID Visits / Total Visit) *100
- Consultation % is calculated as (Doctor Consultation / OP Visits) *100
- Pharmacy % is calculated as (Pharmacy Prescriptions/ Total OP Visits) *100
- Lab % is calculated as (Lab orders given by doctors/Total Lab Orders) *100
- Online % is calculated as (Online appointments via web portal/Total OP Visits) *100

3.3 e-Health Performance Indicators

Hospital	UHID Visit %	Consultation %	Pharmacy Prescriptions %	% of Lab Orders given by Doctors
FAMILY HEALTH CENTRE VADAKARA	44.61%	99.60%	93.74%	84.26%
FAMILY HEALTH CENTRE MOODADI	53.59%	97.91%	91.67%	66.87%
FAMILY HEALTH CENTRE ARIKKULAM	45.66%	99.18%	90.31%	65.43%
FAMILY HEALTH CENTRE AYANCHERY	46.21%	94.64%	92.11%	61.30%
FAMILY HEALTH CENTRE CHORODE	65.37%	94.83%	92.15%	49.56%
FAMILY HEALTH CENTRE IRINGAL KOTTAKKAL	26.25%	99.73%	89.08%	99.51%
FAMILY HEALTH CENTRE KUNNAMANGALAM	23.39%	99.70%	88.21%	100.00%
FAMILY HEALTH CENTRE THIRUVAMBADI	59.70%	94.17%	86.53%	69.45%
FAMILY HEALTH CENTRE KAKKODI	37.67%	96.83%	89.22%	77.36%
URBAN FAMILY HEALTH CENTRE KINASSERY	11.62%	97.85%	89.12%	100.00%
COMMUNITY HEALTH CENTRE THIRUVANGOOR	43.85%	98.32%	89.15%	57.70%
FAMILY HEALTH CENTRE ATHOLI	41.18%	99.10%	92.47%	47.18%
FAMILY HEALTH CENTRE MADAVOOR KOZHIKODE	49.46%	99.51%	92.68%	42.13%
FAMILY HEALTH CENTRE MANIYOOR	23.90%	91.03%	87.60%	71.14%
FAMILY HEALTH CENTRE RAMANATUKARA	16.95%	99.11%	90.91%	78.75%
URBAN FAMILY HEALTH CENTRE PAYYANAKKAL	33.58%	98.13%	87.89%	68.58%
FAMILY HEALTH CENTRE KODARANJI	30.85%	99.50%	91.47%	45.27%
FAMILY HEALTH CENTRE NARIPATTA	56.95%	93.11%	90.41%	28.97%
FAMILY HEALTH CENTRE PURAMERY	56.84%	91.97%	87.81%	32.66%
URBAN PRIMARY HEALTH CENTRE KALLUNIRA	58.82%	86.32%	84.00%	47.06%
FAMILY HEALTH CENTRE AZHIYUR	27.33%	92.84%	89.40%	50.72%
FAMILY HEALTH CENTRE NOCHAD	34.36%	97.29%	92.56%	34.57%
URBAN FAMILY HEALTH CENTRE FEROKE	11.58%	86.08%	75.61%	72.24%
URBAN FAMILY HEALTH CENTRE PAYYOLI	30.71%	96.05%	86.97%	30.82%
COMMUNITY HEALTH CENTRE MUKKAM	13.67%	95.49%	75.55%	59.14%
FAMILY HEALTH CENTRE PANANGAD	47.85%	84.84%	81.58%	25.67%
FAMILY HEALTH CENTRE PUTHIYAPPA	6.89%	99.35%	84.31%	55.30%
FAMILY HEALTH CENTRE CHANGAROTH	17.95%	83.48%	82.07%	28.92%
FAMILY HEALTH CENTRE MARUTHONKARA	29.84%	93.16%	89.65%	0.23%
FAMILY HEALTH CENTRE MEPPAYUR	33.96%	77.64%	67.66%	27.66%
FAMILY HEALTH CENTRE PUDUPPADI	25.45%	89.88%	58.16%	38.25%
FAMILY HEALTH CENTRE CHALIYAM	2.73%	81.43%	54.80%	44.06%
FAMILY HEALTH CENTRE BEYPORE	27.83%	27.71%	24.07%	90.40%
FAMILY HEALTH CENTRE CHENGOTTUKAVU	26.60%	99.65%	17.24%	32.14%
FAMILY HEALTH CENTRE VANIMEL	17.11%	14.31%	0.60%	91.67%
TALUK HOSPITAL KUTTIADI	8.94%	58.45%	52.86%	0.60%
COMMUNITY HEALTH CENTRE ULLIYERI	41.24%	0.00%	0.00%	0.00%
FAMILY HEALTH CENTRE IRIVALLUR	42.05%	0.00%	0.00%	0.00%
FAMILY HEALTH CENTRE KAYAKKODY	37.26%	0.00%	0.00%	0.00%
FAMILY HEALTH CENTRE MANGAD	35.13%	0.00%	0.00%	0.00%
DISTRICT HOSPITAL VADAKARA	24.73%	3.47%	0.69%	1.80%

3.3 e-Health Performance Indicators

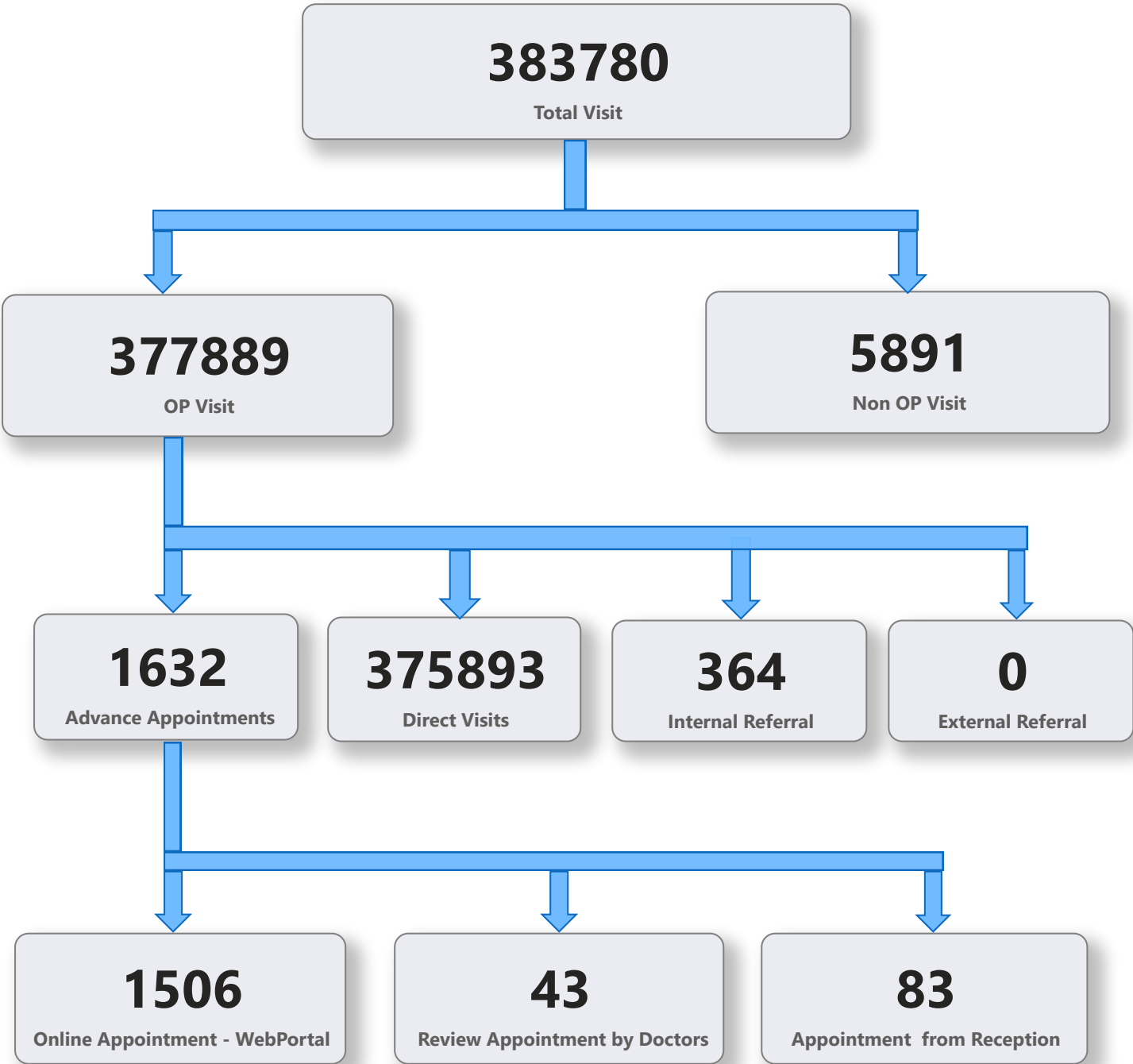
Hospital	UHID Visit %	Consultation %	Pharmacy Prescriptions %	% of Lab Orders given by Doctors
FAMILY HEALTH CENTRE PERUVANNAMUZHI	0.00%	0.00%	0.00%	0.00%
FAMILY HEALTH CENTRE PERUMANNA	0.00%	0.00%	0.00%	0.00%
FAMILY HEALTH CENTRE KODENCHERY	0.00%	0.00%	0.00%	0.00%
FAMILY HEALTH CENTRE KARASSERY	0.00%	0.00%	0.00%	0.00%
FAMILY HEALTH CENTRE ERAMANGALAM	0.00%	0.00%	0.00%	0.00%
TALUK HOSPITAL NADAPURAM	0.91%	0.00%	0.00%	0.00%
TALUK HOSPITAL FEROKE	6.86%	0.00%	0.00%	0.00%
GENERAL HOSPITAL KOZHIKODE	6.55%	0.00%	0.00%	0.00%
FAMILY HEALTH CENTRE CHEKKIAD	3.36%	0.00%	0.00%	0.00%
TALUK HOSPITAL PERAMBRA	5.53%	16.60%	6.69%	2.66%
TALUK HEADQUARTERS HOSPITAL KOYILANDY	12.31%	0.00%	0.00%	0.00%
FAMILY HEALTH CENTRE KAYANNA	13.95%	0.10%	0.10%	0.00%
FAMILY HEALTH CENTRE KOTTUR	25.83%	4.49%	4.35%	3.51%
FAMILY HEALTH CENTRE KODIYATHUR	24.16%	0.00%	0.00%	0.00%
DISTRICT HOSPITAL VADAKARA	24.73%	3.47%	0.69%	1.80%
FAMILY HEALTH CENTRE MANGAD	35.13%	0.00%	0.00%	0.00%
FAMILY HEALTH CENTRE KAYAKKODY	37.26%	0.00%	0.00%	0.00%
FAMILY HEALTH CENTRE IRIVALLUR	42.05%	0.00%	0.00%	0.00%
COMMUNITY HEALTH CENTRE ULLIYERI	41.24%	0.00%	0.00%	0.00%
TALUK HOSPITAL KUTTIADI	8.94%	58.45%	52.86%	0.60%
FAMILY HEALTH CENTRE VANIMEL	17.11%	14.31%	0.60%	91.67%
FAMILY HEALTH CENTRE CHENGOTTUKAVU	26.60%	99.65%	17.24%	32.14%
FAMILY HEALTH CENTRE BEYPORE	27.83%	27.71%	24.07%	90.40%
FAMILY HEALTH CENTRE CHALIYAM	2.73%	81.43%	54.80%	44.06%
FAMILY HEALTH CENTRE PUDUPPADI	25.45%	89.88%	58.16%	38.25%
FAMILY HEALTH CENTRE MEPPAYUR	33.96%	77.64%	67.66%	27.66%
FAMILY HEALTH CENTRE MARUTHONKARA	29.84%	93.16%	89.65%	0.23%
FAMILY HEALTH CENTRE CHANGAROTH	17.95%	83.48%	82.07%	28.92%
FAMILY HEALTH CENTRE PUTHIYAPPA	6.89%	99.35%	84.31%	55.30%
FAMILY HEALTH CENTRE PANANGAD	47.85%	84.84%	81.58%	25.67%
COMMUNITY HEALTH CENTRE MUKKAM	13.67%	95.49%	75.55%	59.14%
URBAN FAMILY HEALTH CENTRE PAYYOLI	30.71%	96.05%	86.97%	30.82%
URBAN FAMILY HEALTH CENTRE FEROKE	11.58%	86.08%	75.61%	72.24%
FAMILY HEALTH CENTRE NOCHAD	34.36%	97.29%	92.56%	34.57%
FAMILY HEALTH CENTRE AZHIYUR	27.33%	92.84%	89.40%	50.72%
URBAN PRIMARY HEALTH CENTRE KALLUNIRA	58.82%	86.32%	84.00%	47.06%
FAMILY HEALTH CENTRE PURAMERY	56.84%	91.97%	87.81%	32.66%
FAMILY HEALTH CENTRE NARIPATTA	56.95%	93.11%	90.41%	28.97%
FAMILY HEALTH CENTRE KODARANJI	30.85%	99.50%	91.47%	45.27%
URBAN FAMILY HEALTH CENTRE PAYYANAKKAL	33.58%	98.13%	87.89%	68.58%
FAMILY HEALTH CENTRE RAMANATUKARA	16.95%	99.11%	90.91%	78.75%
FAMILY HEALTH CENTRE MANIYOOR	23.90%	91.03%	87.60%	71.14%
FAMILY HEALTH CENTRE MADAVOOR KOZHIKODE	49.46%	99.51%	92.68%	42.13%

4. Status of Modules Usage in Hospitals

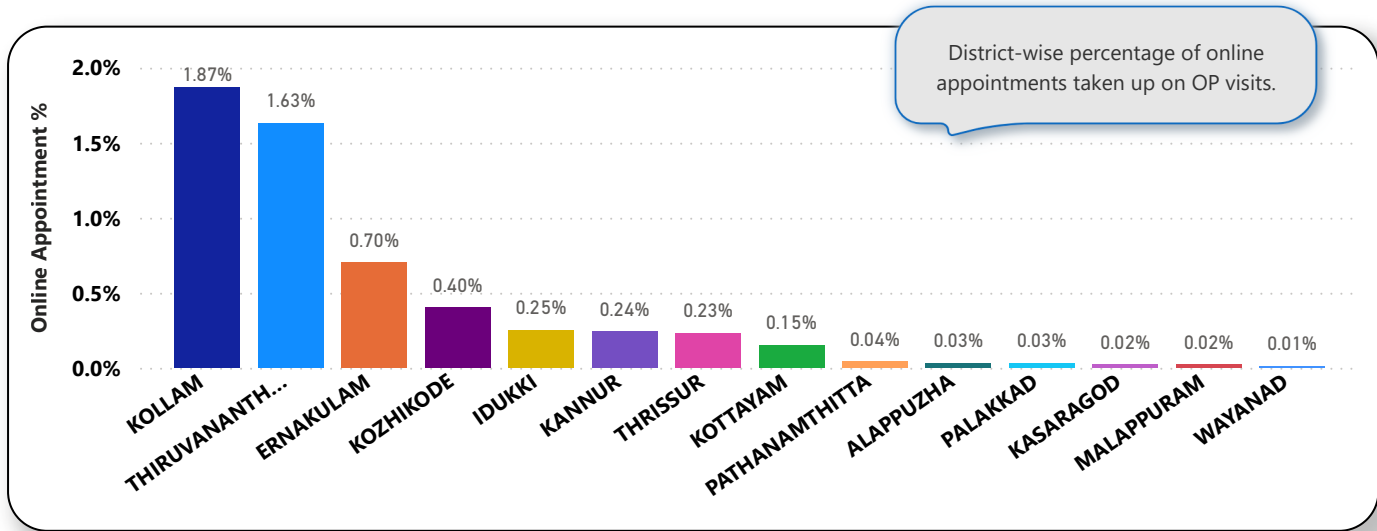
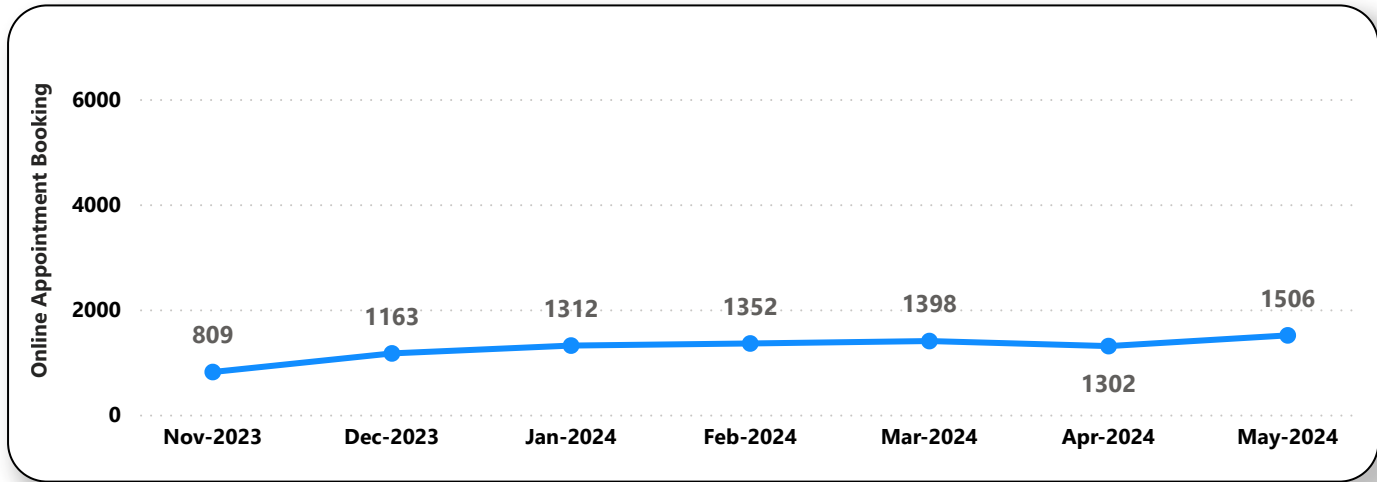
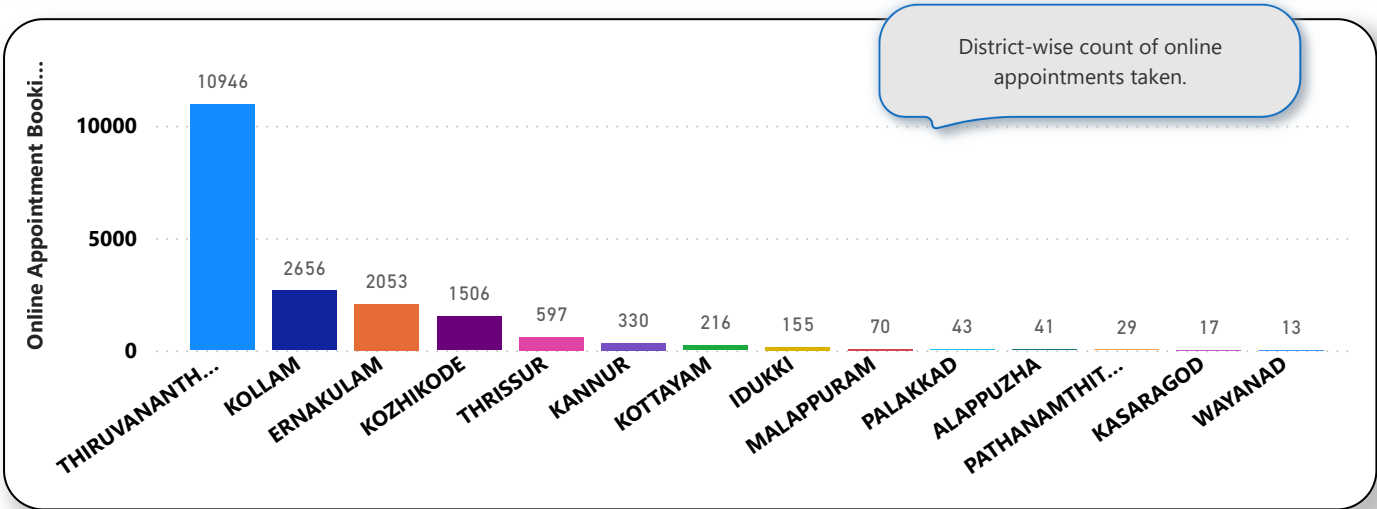
District wise status of live institutions and the count of various modules [Reception, OP Consultation, Lab, Pharmacy] started / functional. This list excludes Medical College Hospitals, CCRC and PH Labs.

District	Live Institutions	Reception	Consultation	Pharmacy	Lab
THIRUVANANTHAPURAM	100	94 (94%)	87 (87%)	73 (73%)	76 (76%)
THRISSUR	69	63 (91%)	60 (87%)	54 (78%)	54 (78%)
ERNAKULAM	55	48 (87%)	33 (60%)	21 (38%)	22 (40%)
KOZHIKODE	55	50 (91%)	38 (69%)	35 (64%)	40 (73%)
MALAPPURAM	53	48 (91%)	47 (89%)	39 (74%)	42 (79%)
PALAKKAD	44	42 (95%)	39 (89%)	33 (75%)	36 (82%)
KANNUR	40	37 (93%)	35 (88%)	29 (73%)	28 (70%)
ALAPPUZHA	31	31 (100%)	31 (100%)	30 (97%)	28 (90%)
KOTTAYAM	31	30 (97%)	27 (87%)	27 (87%)	21 (68%)
KOLLAM	30	30 (100%)	30 (100%)	29 (97%)	29 (97%)
KASARAGOD	23	20 (87%)	17 (74%)	16 (70%)	17 (74%)
IDUKKI	20	20 (100%)	19 (95%)	19 (95%)	16 (80%)
PATHANAMTHITTA	19	19 (100%)	18 (95%)	18 (95%)	17 (89%)
WAYANAD	17	17 (100%)	17 (100%)	17 (100%)	16 (94%)
Total	587	549 (94%)	498 (85%)	440 (75%)	442 (75%)

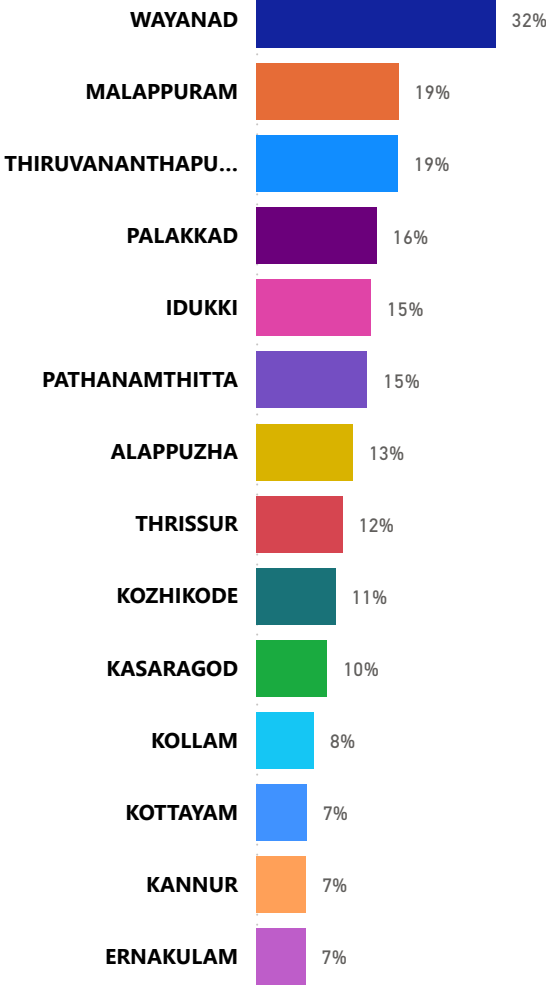
5. Appointment Booking in Hospitals (except Medical Colleges)



5. 1 Online Appointment Booking in Hospitals (except Medical Colleges)



6. eHealth Performance - Reach



Reach indicates the percentage of population availing services through eHealth. The formula used to calculate is (Number of UHID registered / Population) * 100 %.