

1. eHealth Kerala - Vital Statistics

Hospital Type	Live Institutions
Family Health Centre	27
Urban Primary Health Centre	2
Medical College Hospital	1
Taluk Headquarters Hospital	1
Total	31

2. eHealth - District Ranking Matrix Based on Performance of all Institutions (except Medical Colleges)

The ranking matrix showcases the performance of districts in providing eHealth services through all institutions (excluding Medical Colleges) based on six different parameters.

These parameters include:

1.

Number of institutions where the reception module has started.
2.

Percentage of UHID Visits.
3.

Percentage of Doctor Consultations.
4.

Percentage of Pharmacy Prescriptions by doctors.
5.

Percentage of lab orders through doctors.
6.

Number of Live Institutions.

Weightage is assigned to the percentages calculated in intervals of 10. The rank is determined based on the sum of these weightages.

The top-performing districts should aim to maintain their positions, while the average and low-performing districts should strive to reach the 'top four' league.

The ranking matrix for the current month, May 2024, along with the previous two months, is provided in the table below.

District	March	April	May
WAYANAD	1	1	1
IDUKKI	2	2	2
PALAKKAD	2	2	2
ALAPPUZHA	6	6	3
THRISSUR	4	4	3
KOLLAM	5	3	4
MALAPPURAM	6	6	4
KANNUR	7	6	5
KOTTAYAM	6	6	5
PATHANAMTHITTA	3	4	6
KOZHIKODE	5	6	7
THIRUVANANTHAPURAM	4	4	8
KASARAGOD	7	5	9
ERNAKULAM	8	7	10

- Best performing
- Average performing
- Low performing

3. eHealth - Institution Level Ranking (except Medical Colleges)

Hospital	Rank
FAMILY HEALTH CENTRE EZHUKONE PAVITHRESWARAM	1
FAMILY HEALTH CENTRE SREENARAYANAPURAM	2
FAMILY HEALTH CENTRE VELIYAM	2
URBAN PRIMARY HEALTH CENTRE ULIYAKOVIL	2
FAMILY HEALTH CENTRE EZHUKONE	3
FAMILY HEALTH CENTRE KALLADA EAST	3
FAMILY HEALTH CENTRE CHAVARA	4
FAMILY HEALTH CENTRE THEKKUMBHAGAM	4
FAMILY HEALTH CENTRE UMMANNOOR	4
FAMILY HEALTH CENTRE PERUMON	5
FAMILY HEALTH CENTRE AZHEEKKAL	6
FAMILY HEALTH CENTRE POOYAPPALLY	6
FAMILY HEALTH CENTRE THAZHAVA	6
FAMILY HEALTH CENTRE VILAKKUDY	6
FAMILY HEALTH CENTRE SAKTHIKULANGARA	7
FAMILY HEALTH CENTRE ELAMPALLOOR	8
FAMILY HEALTH CENTRE THENMALA	8
FAMILY HEALTH CENTRE ALAPPAD	9
FAMILY HEALTH CENTRE PERINAD	9
URBAN PRIMARY HEALTH CENTRE MUNDAKKAL	9
FAMILY HEALTH CENTRE KULASEKHARAPURAM	10
FAMILY HEALTH CENTRE VALLIKKAVU	11
FAMILY HEALTH CENTRE NEDUVATHOOR	12
FAMILY HEALTH CENTRE KARAVALLUR	13
FAMILY HEALTH CENTRE MANCODE CHITHARA	13
FAMILY HEALTH CENTRE CHATHANNOOR	14
FAMILY HEALTH CENTRE PIRAVANTHOOR	14
FAMILY HEALTH CENTRE WEST KALLADA	15
C KESAVAN MEMORIAL FAMILY HEALTH CENTRE MAYYANAD	16
TALUK HEADQUARTERS HOSPITAL PUNALUR	17

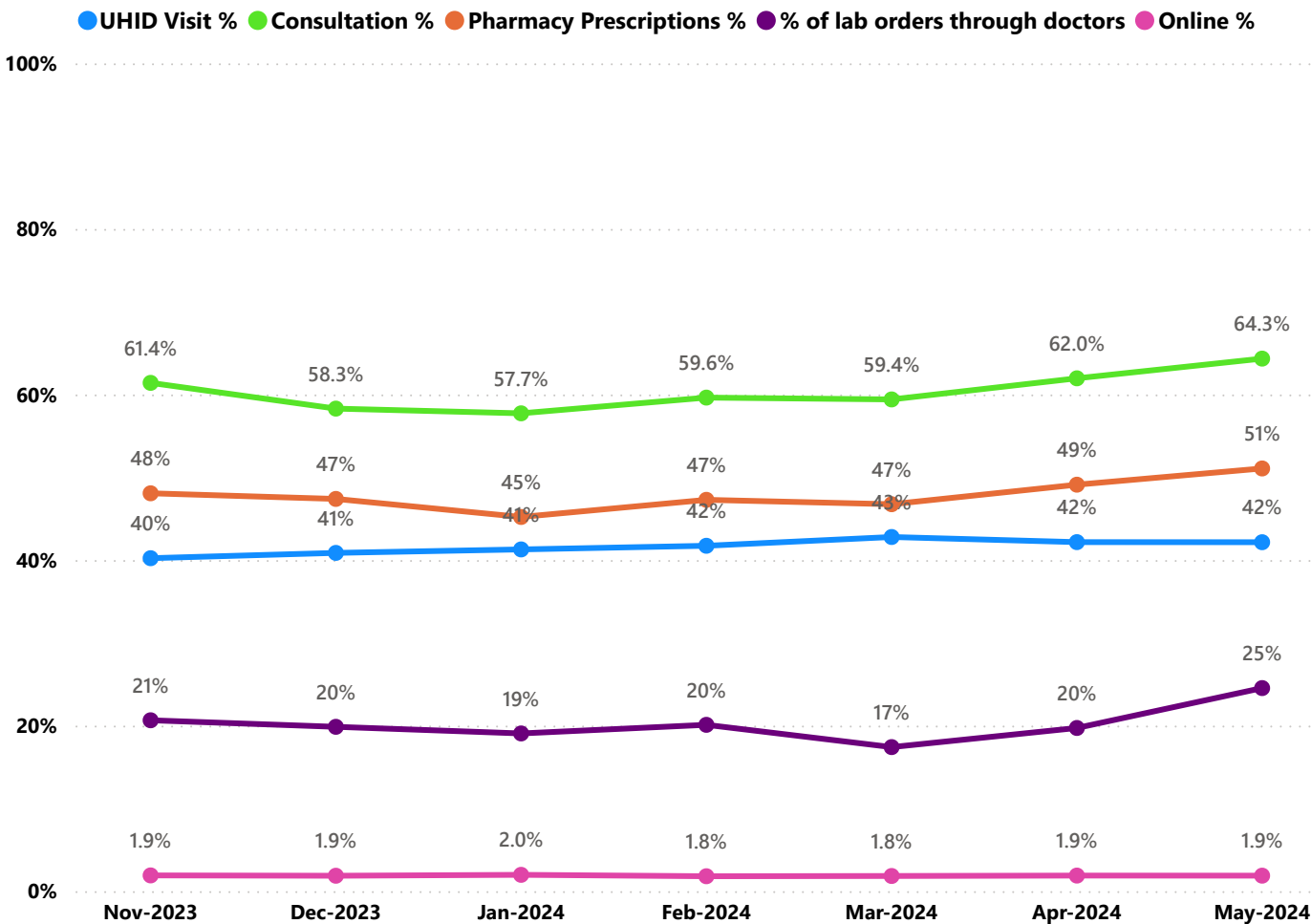
3.1 eHealth Performance - Reception Module

Reception Module is considered to be functional in an institution only if the number of total visits for the month is of minimum 500.

District	Institution Count	Institutions with Reception	% of institutions with Reception
ALAPPUZHA	31	31	100.00%
IDUKKI	20	20	100.00%
KOLLAM	30	30	100.00%
PATHANAMTHITTA	19	19	100.00%
WAYANAD	17	17	100.00%
KOTTAYAM	31	30	96.77%
PALAKKAD	44	42	95.45%
THIRUVANANTHAPURAM	100	94	94.00%
KANNUR	40	37	92.50%
THRISSUR	69	63	91.30%
KOZHIKODE	55	50	90.91%
MALAPPURAM	53	48	90.57%
KASARAGOD	23	20	86.96%
ERNAKULAM	56	48	85.71%



3.2 e-Health Performance Trend



- UHID Visit % is calculated as  $(UHID\ Visits / Total\ Visit) * 100$
- Consultation % is calculated as  $(Doctor\ Consultation / OP\ Visits) * 100$
- Pharmacy % is calculated as  $(Pharmacy\ Prescriptions / Total\ OP\ Visits) * 100$
- Lab % is calculated as  $(Lab\ orders\ given\ by\ doctors / Total\ Lab\ Orders) * 100$
- Online % is calculated as  $(Online\ appointments\ via\ web\ portal / Total\ OP\ Visits) * 100$

3.3 e-Health Performance Indicators

Institutions with atleast 100 UHID visits are listed here.

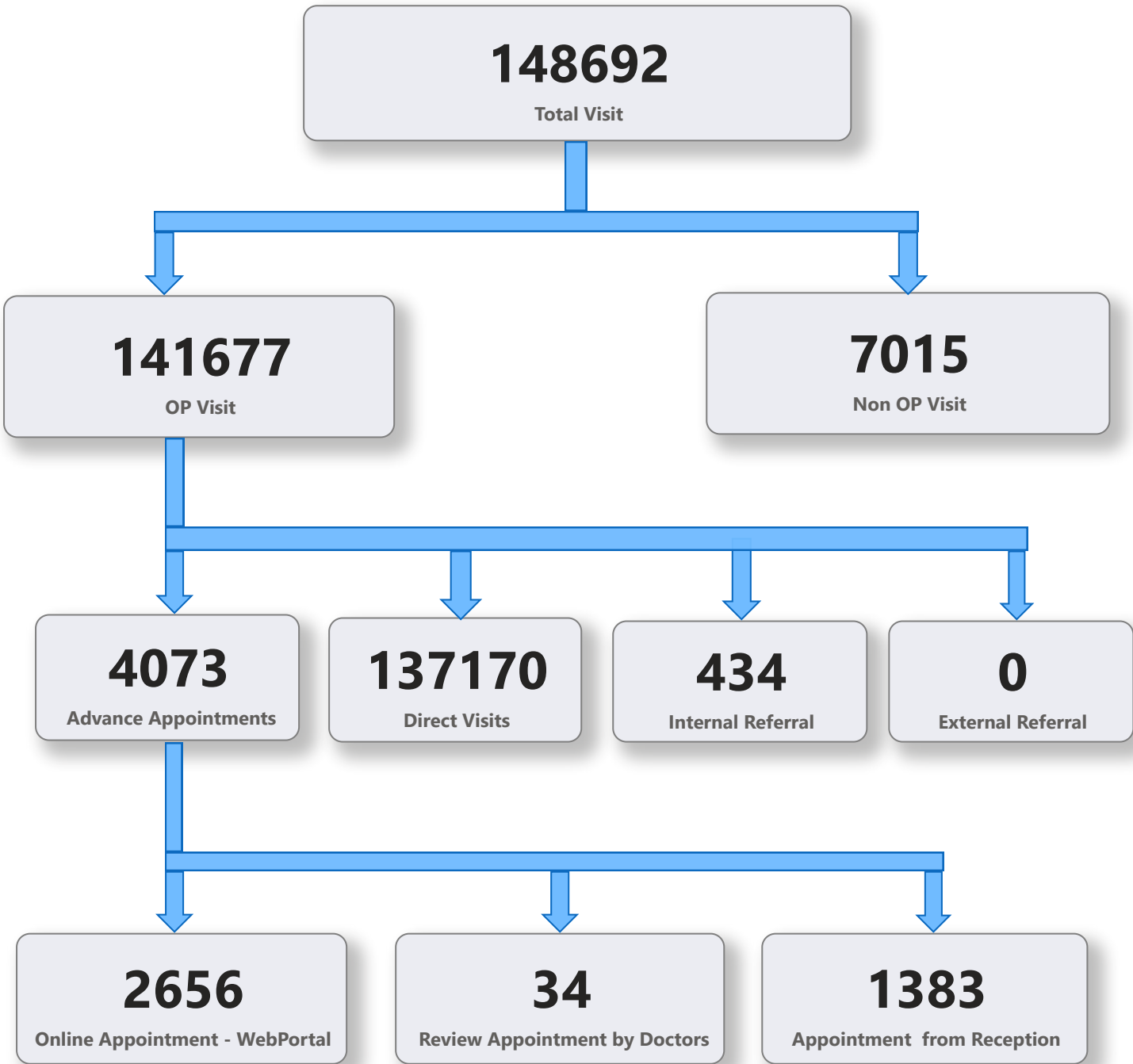
Hospital	UHID Visit %	Consultation %	Pharmacy Prescriptions %	% of Lab Orders given by Doctors
FAMILY HEALTH CENTRE EZHUKONE PAVITHRESWARAM	80.03%	99.77%	90.49%	85.71%
FAMILY HEALTH CENTRE SREENARAYANAPURAM	78.16%	99.60%	92.15%	87.17%
FAMILY HEALTH CENTRE VELIYAM	76.58%	99.69%	86.32%	90.41%
URBAN PRIMARY HEALTH CENTRE ULIYAKOVIL	86.12%	95.96%	82.80%	83.96%
FAMILY HEALTH CENTRE EZHUKONE	61.78%	98.37%	87.38%	90.72%
FAMILY HEALTH CENTRE KALLADA EAST	52.72%	98.32%	92.79%	100.00%
FAMILY HEALTH CENTRE CHAVARA	59.84%	96.98%	85.54%	73.55%
FAMILY HEALTH CENTRE THEKKUMBHAGAM	65.25%	95.44%	84.22%	63.37%
FAMILY HEALTH CENTRE UMMANNOOR	90.47%	89.54%	85.91%	42.26%
FAMILY HEALTH CENTRE PERUMON	71.98%	95.98%	86.38%	48.62%
FAMILY HEALTH CENTRE AZHEEKAL	58.10%	98.91%	71.17%	64.56%
FAMILY HEALTH CENTRE POOYAPPALLY	57.20%	90.72%	75.66%	69.96%
FAMILY HEALTH CENTRE THAZHAVA	52.08%	95.77%	86.48%	59.60%
FAMILY HEALTH CENTRE VILAKKUDY	53.78%	88.17%	80.22%	65.88%
FAMILY HEALTH CENTRE SAKTHIKULANGARA	58.34%	97.85%	87.64%	47.83%
FAMILY HEALTH CENTRE ELAMPALLOOR	47.50%	87.00%	84.32%	58.21%
FAMILY HEALTH CENTRE THENMALA	78.16%	91.14%	87.01%	14.34%
FAMILY HEALTH CENTRE ALAPPAD	67.41%	87.62%	73.91%	39.33%
FAMILY HEALTH CENTRE PERINAD	42.99%	92.61%	76.80%	47.72%
URBAN PRIMARY HEALTH CENTRE MUNDAKKAL	68.78%	87.67%	61.02%	41.69%
FAMILY HEALTH CENTRE KULASEKHARAPURAM	58.85%	78.77%	77.97%	43.29%
FAMILY HEALTH CENTRE VALLIKKAVU	32.47%	87.99%	74.58%	39.22%
FAMILY HEALTH CENTRE NEDUVATHOOR	11.97%	93.56%	51.09%	55.17%
FAMILY HEALTH CENTRE KARAVALLUR	28.75%	84.88%	62.46%	39.35%
FAMILY HEALTH CENTRE MANCODE CHITHARA	72.39%	68.63%	32.56%	30.37%
FAMILY HEALTH CENTRE CHATHANNOOR	48.65%	52.91%	45.84%	47.93%
FAMILY HEALTH CENTRE PIRAVANTHOOR	18.43%	84.64%	65.12%	21.60%
FAMILY HEALTH CENTRE WEST KALLADA	23.98%	55.17%	48.97%	18.57%
C KESAVAN MEMORIAL FAMILY HEALTH CENTRE MAYYANAD	53.99%	34.17%	26.55%	16.28%
TALUK HEADQUARTERS HOSPITAL PUNALUR	13.49%	26.64%	11.64%	7.07%

4. Status of Modules Usage in Hospitals

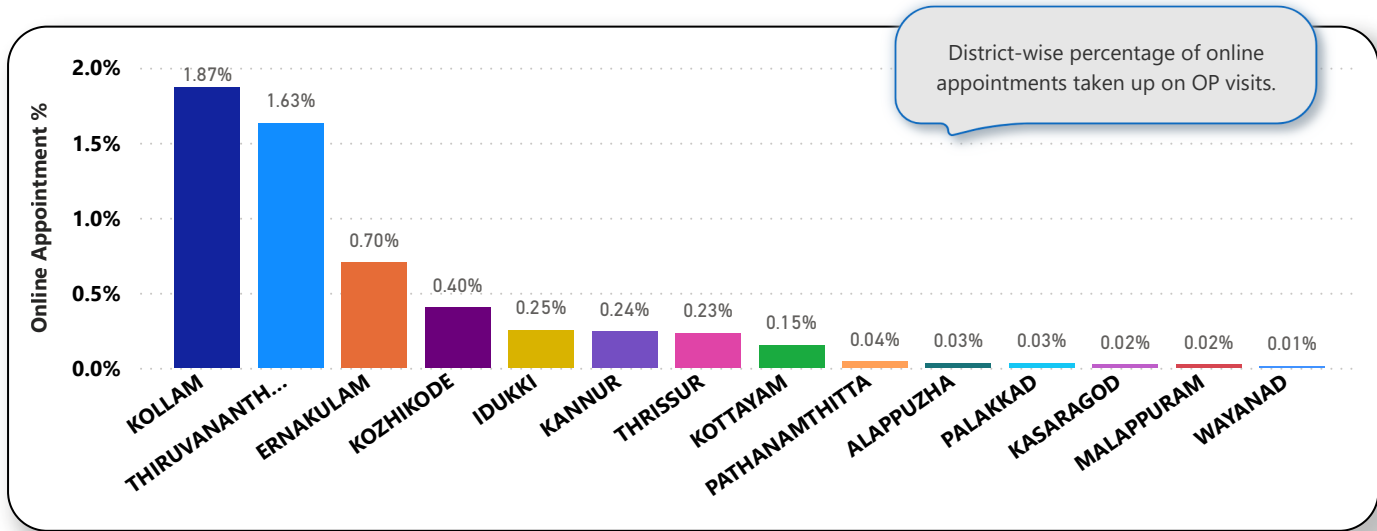
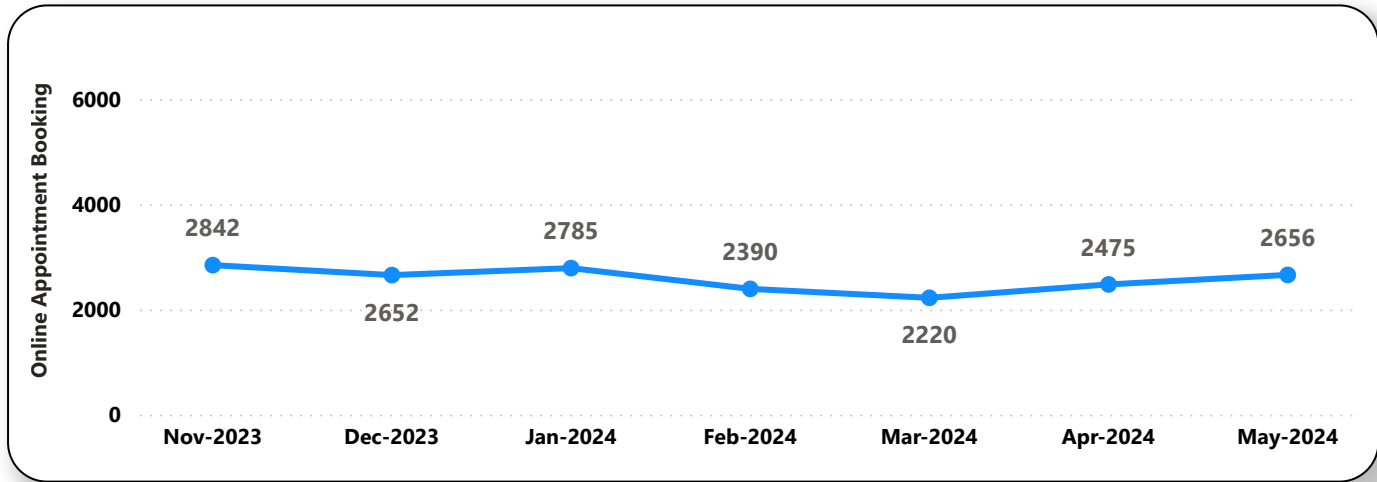
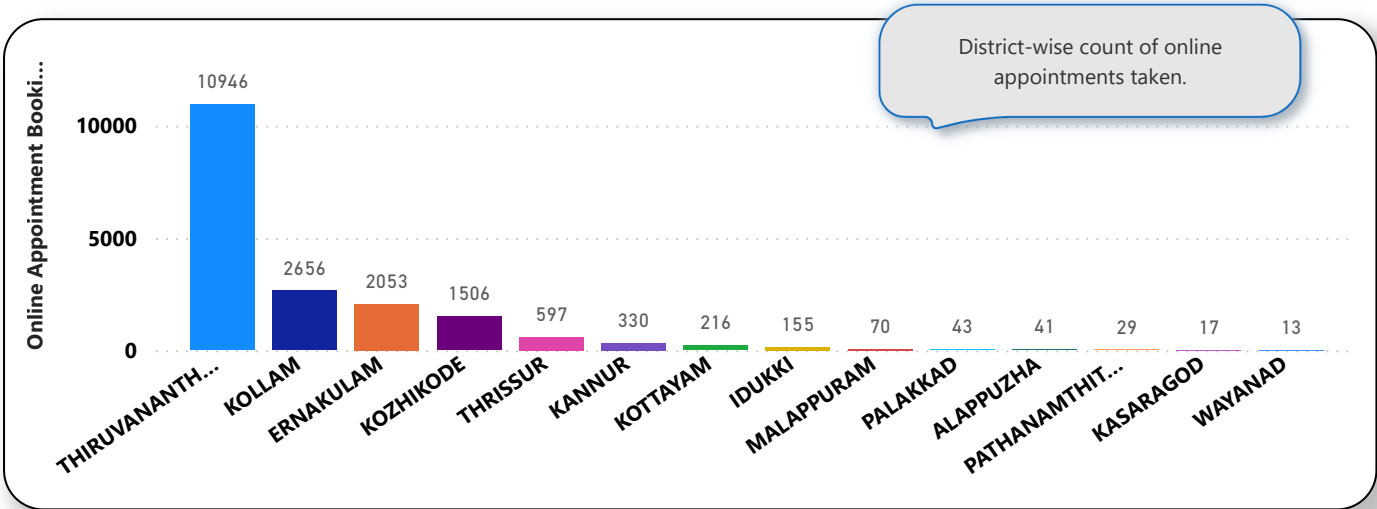
District wise status of live institutions and the count of various modules [Reception, OP Consultation, Lab, Pharmacy] started / functional. This list excludes Medical College Hospitals, CCRC and PH Labs.

District	Live Institutions	Reception	Consultation	Pharmacy	Lab
THIRUVANANTHAPURAM	100	94 (94%)	87 (87%)	73 (73%)	76 (76%)
THRISSUR	69	63 (91%)	60 (87%)	54 (78%)	54 (78%)
ERNAKULAM	55	48 (87%)	33 (60%)	21 (38%)	22 (40%)
KOZHIKODE	55	50 (91%)	38 (69%)	35 (64%)	40 (73%)
MALAPPURAM	53	48 (91%)	47 (89%)	39 (74%)	42 (79%)
PALAKKAD	44	42 (95%)	39 (89%)	33 (75%)	36 (82%)
KANNUR	40	37 (93%)	35 (88%)	29 (73%)	28 (70%)
ALAPPUZHA	31	31 (100%)	31 (100%)	30 (97%)	28 (90%)
KOTTAYAM	31	30 (97%)	27 (87%)	27 (87%)	21 (68%)
KOLLAM	30	30 (100%)	30 (100%)	29 (97%)	29 (97%)
KASARAGOD	23	20 (87%)	17 (74%)	16 (70%)	17 (74%)
IDUKKI	20	20 (100%)	19 (95%)	19 (95%)	16 (80%)
PATHANAMTHITTA	19	19 (100%)	18 (95%)	18 (95%)	17 (89%)
WAYANAD	17	17 (100%)	17 (100%)	17 (100%)	16 (94%)
Total	587	549 (94%)	498 (85%)	440 (75%)	442 (75%)

5. Appointment Booking in Hospitals (except Medical Colleges)

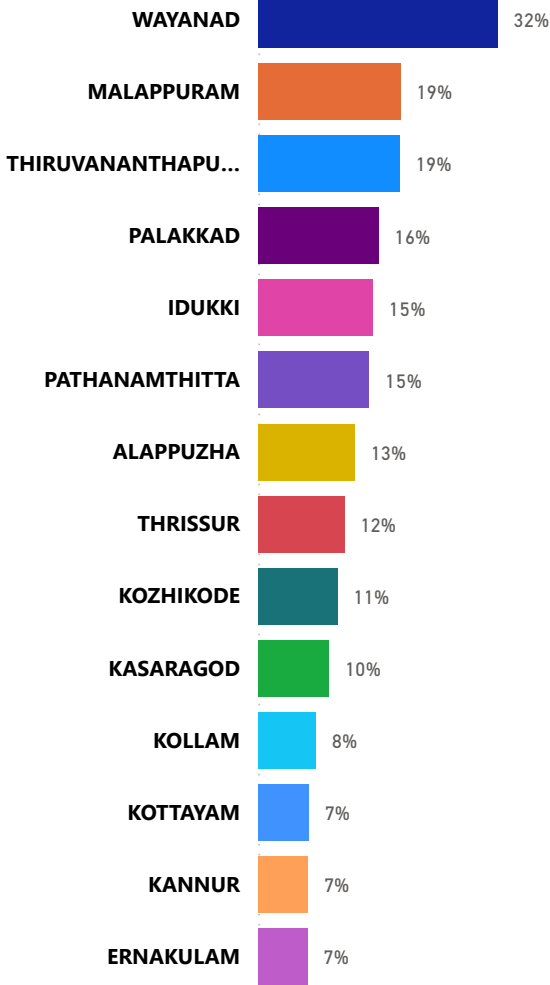


5. 1 Online Appointment Booking in Hospitals (except Medical Colleges)





6. eHealth Performance - Reach



Reach indicates the percentage of population availing services through eHealth. The formula used to calculate is (Number of UHID registered / Population) \* 100 %.