

1. eHealth Kerala - Vital Statistics

Hospital Type	Live Institutions
Family Health Centre	31
Urban Primary Health Centre	5
Community Health Centre	1
General Hospital	1
Medical College Hospital	1
Specialty Hospital - Women Children	1
Taluk Hospital	1
Total	41

2. eHealth - District Ranking Matrix Based on Performance of all Institutions (except Medical Colleges)

The ranking matrix showcases the performance of districts in providing eHealth services through all institutions (excluding Medical Colleges) based on six different parameters.

These parameters include:

1.

Number of institutions where the reception module has started.
2.

Percentage of UHID Visits.
3.

Percentage of Doctor Consultations.
4.

Percentage of Pharmacy Prescriptions by doctors.
5.

Percentage of lab orders through doctors.
6.

Number of Live Institutions.

Weightage is assigned to the percentages calculated in intervals of 10. The rank is determined based on the sum of these weightages.

The top-performing districts should aim to maintain their positions, while the average and low-performing districts should strive to reach the 'top four' league.

The ranking matrix for the current month, May 2024, along with the previous two months, is provided in the table below.

District	March	April	May
WAYANAD	1	1	1
IDUKKI	2	2	2
PALAKKAD	2	2	2
ALAPPUZHA	6	6	3
THRISSUR	4	4	3
KOLLAM	5	3	4
MALAPPURAM	6	6	4
KANNUR	7	6	5
KOTTAYAM	6	6	5
PATHANAMTHITTA	3	4	6
KOZHIKODE	5	6	7
THIRUVANANTHAPURAM	4	4	8
KASARAGOD	7	5	9
ERNAKULAM	8	7	10

- Best performing
- Average performing
- Low performing

3. eHealth - Institution Level Ranking (except Medical Colleges)

Hospital	Rank
FAMILY HEALTH CENTRE MALAPPATTAM	1
FAMILY HEALTH CENTRE ALAKODE THERTHALLY	2
FAMILY HEALTH CENTRE KALLIASSERY	3
FAMILY HEALTH CENTRE CHIRAKKAL	4
FAMILY HEALTH CENTRE KUNHIMANGALAM	4
FAMILY HEALTH CENTRE KANKOL ALAPPADAMBA	5
FAMILY HEALTH CENTRE MUNDERI	5
FAMILY HEALTH CENTRE RAMANTHALI	5
FAMILY HEALTH CENTRE VALAPATTANAM	5
FAMILY HEALTH CENTRE PARASSINIKADAVU	6
FAMILY HEALTH CENTRE ERAMAM KUTTUR	7
FAMILY HEALTH CENTRE KADANNAPPALLY	7
FAMILY HEALTH CENTRE MORAZHA FISHERIES	7
FAMILY HEALTH CENTRE PULINGOME	7
FAMILY HEALTH CENTRE CHERUTHAZHAM	8
FAMILY HEALTH CENTRE KOODALI	8
FAMILY HEALTH CENTRE ANJARAKKANDY	9
URBAN PRIMARY HEALTH CENTRE PANOOR	9
FAMILY HEALTH CENTRE KADIRUR	10
FAMILY HEALTH CENTRE NARATH	10
URBAN PRIMARY HEALTH CENTRE KOOVODE	10
FAMILY HEALTH CENTRE PATTUVAM	11
FAMILY HEALTH CENTRE CHERUKUNNU	12
FAMILY HEALTH CENTRE ETTIKULAM	12
FAMILY HEALTH CENTRE NEW MAHE	12
FAMILY HEALTH CENTRE KOTTIYOOR	13
FAMILY HEALTH CENTRE PUTHIYANGADI FISHERIES	13
URBAN PRIMARY HEALTH CENTRE MAITHANAPPALLY	13
COMMUNITY HEALTH CENTRE MATTOOL	14
URBAN PRIMARY HEALTH CENTRE porora	14
FAMILY HEALTH CENTRE UDAYAGIRI	15
FAMILY HEALTH CENTRE THILLENKERRY	16
EK NAYANAR MEMORIAL GOVT. WOMEN AND CHILDREN HOSPITAL MANGATTUPARAMBA	17

Hospital	Rank
GENERAL HOSPITAL THALASSERY	22
URBAN PRIMARY HEALTH CENTRE KOLASSERY	22
FAMILY HEALTH CENTRE KOTTAYAM MALABAR	21
TALUK HEAD QUARTERS HOSPITAL KUTHUPARAMBA	21
FAMILY HEALTH CENTRE MOKERI	20
COMMUNITY HEALTH CENTRE PATTIAM	19
FAMILY HEALTH CENTRE MUZHAPPILANGAD	18
EK NAYANAR MEMORIAL GOVT. WOMEN AND CHILDREN HOSPITAL MANGATTUPARAMBA	17
FAMILY HEALTH CENTRE THILLENKERRY	16
FAMILY HEALTH CENTRE UDAYAGIRI	15
COMMUNITY HEALTH CENTRE MATTOOL	14
URBAN PRIMARY HEALTH CENTRE porora	14
FAMILY HEALTH CENTRE KOTTIYOOR	13
FAMILY HEALTH CENTRE PUTHIYANGADI FISHERIES	13
URBAN PRIMARY HEALTH CENTRE MAITHANAPPALLY	13
FAMILY HEALTH CENTRE CHERUKUNNU	12
FAMILY HEALTH CENTRE ETTIKULAM	12
FAMILY HEALTH CENTRE NEW MAHE	12
FAMILY HEALTH CENTRE PATTUVAM	11
FAMILY HEALTH CENTRE KADIRUR	10
FAMILY HEALTH CENTRE NARATH	10
URBAN PRIMARY HEALTH CENTRE KOOVODE	10
FAMILY HEALTH CENTRE ANJARAKKANDY	9
URBAN PRIMARY HEALTH CENTRE PANOOR	9
FAMILY HEALTH CENTRE CHERUTHAZHAM	8
FAMILY HEALTH CENTRE KOODALI	8
FAMILY HEALTH CENTRE ERAMAM KUTTUR	7
FAMILY HEALTH CENTRE KADANNAPPALLY	7
FAMILY HEALTH CENTRE MORAZHA FISHERIES	7
FAMILY HEALTH CENTRE PULINGOME	7
FAMILY HEALTH CENTRE PARASSINIKADAVU	6
FAMILY HEALTH CENTRE KANKOL ALAPPADAMBA	5
FAMILY HEALTH CENTRE MUNDERI	5

3.1 eHealth Performance - Reception Module

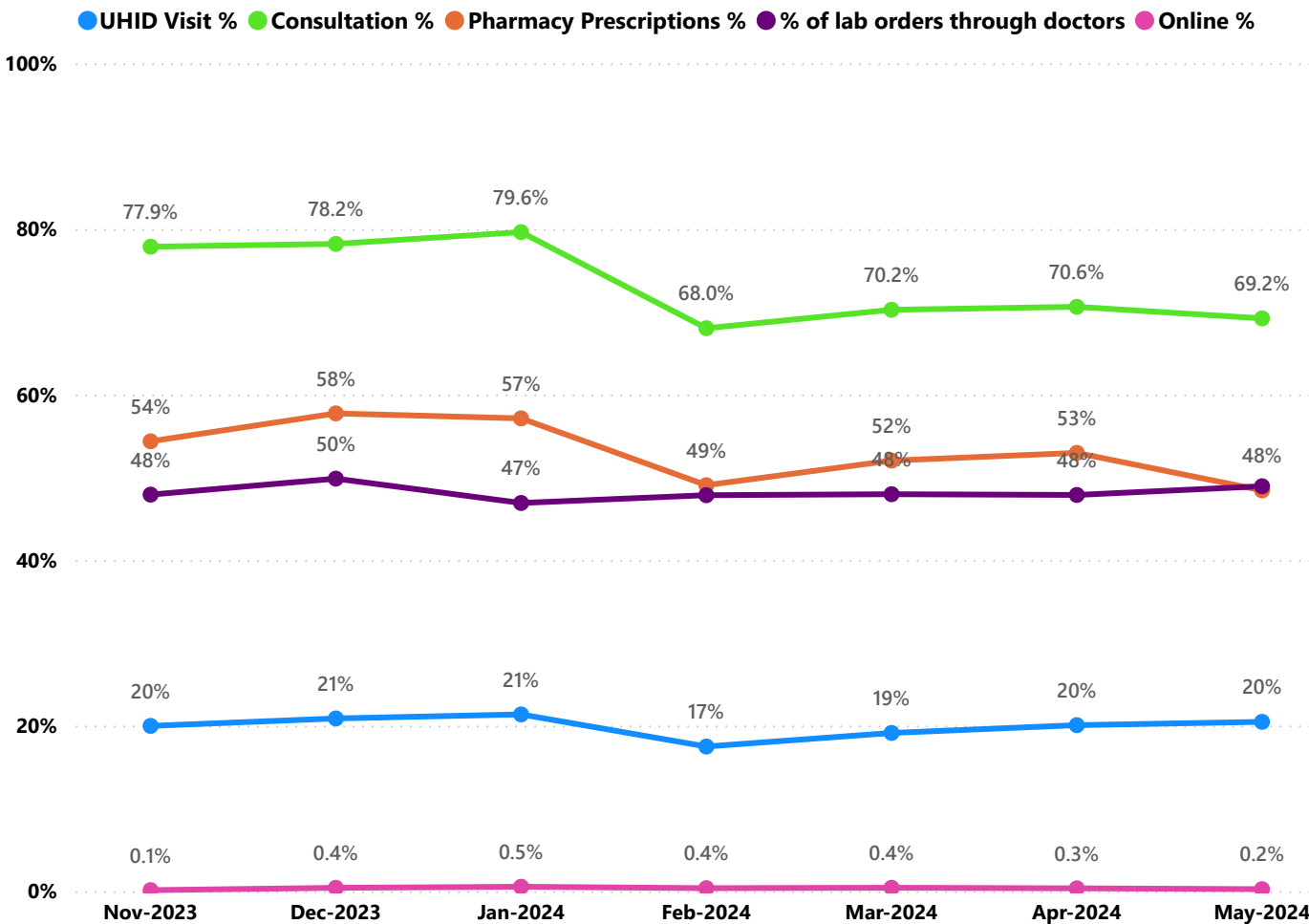
Reception Module is considered to be functional in an institution only if the number of total visits for the month is of minimum 500.

District	Institution Count	Institutions with Reception	% of institutions with Reception
ALAPPUZHA	31	31	100.00%
IDUKKI	20	20	100.00%
KOLLAM	30	30	100.00%
PATHANAMTHITTA	19	19	100.00%
WAYANAD	17	17	100.00%
KOTTAYAM	31	30	96.77%
PALAKKAD	44	42	95.45%
THIRUVANANTHAPURAM	100	94	94.00%
KANNUR	40	37	92.50%
THRISSUR	69	63	91.30%
KOZHIKODE	55	50	90.91%
MALAPPURAM	53	48	90.57%
KASARAGOD	23	20	86.96%
ERNAKULAM	56	48	85.71%

Hospital Name
URBAN PRIMARY HEALTH CENTRE KOLASSERY
GENERAL HOSPITAL THALASSERY
FAMILY HEALTH CENTRE MOKERI

Institutions where the reception module is either not started or not using

3.2 e-Health Performance Trend



- UHID Visit % is calculated as $(UHID\ Visits / Total\ Visit) * 100$
- Consultation % is calculated as $(Doctor\ Consultation / OP\ Visits) * 100$
- Pharmacy % is calculated as $(Pharmacy\ Prescriptions / Total\ OP\ Visits) * 100$
- Lab % is calculated as $(Lab\ orders\ given\ by\ doctors / Total\ Lab\ Orders) * 100$
- Online % is calculated as $(Online\ appointments\ via\ web\ portal / Total\ OP\ Visits) * 100$

3.3 e-Health Performance Indicators

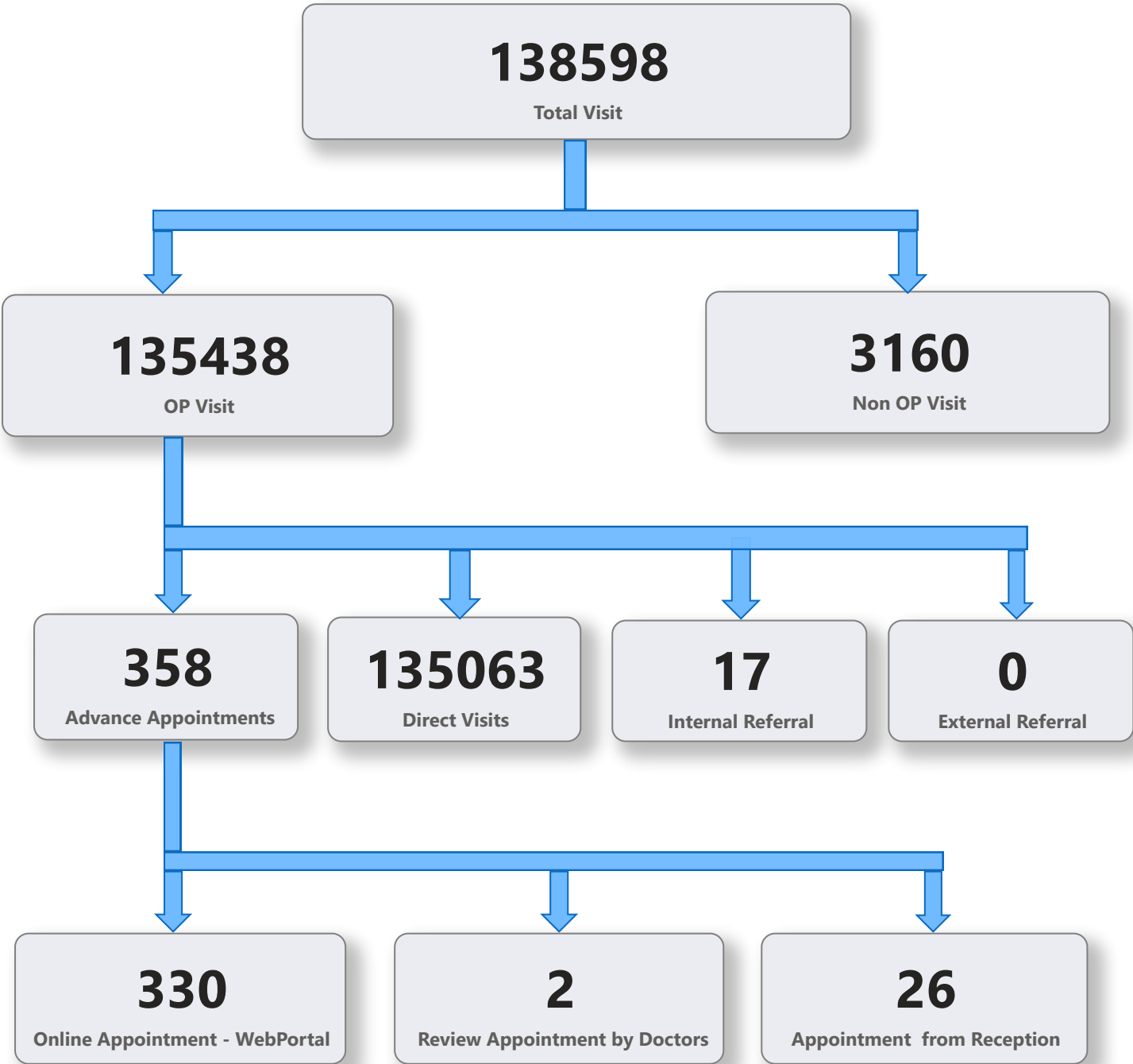
Hospital	UHID Visit %	Consultation %	Pharmacy Prescriptions %	% of Lab Orders given by Doctors
FAMILY HEALTH CENTRE MALAPPATTAM	47.27%	94.67%	93.09%	91.38%
FAMILY HEALTH CENTRE ALAKODE THERTHALLY	39.16%	96.64%	87.50%	96.41%
FAMILY HEALTH CENTRE KALLIASSERY	42.66%	98.11%	80.34%	78.15%
FAMILY HEALTH CENTRE CHIRAKKAL	33.96%	98.68%	81.44%	70.25%
FAMILY HEALTH CENTRE KUNHIMANGALAM	31.55%	98.23%	87.65%	70.86%
FAMILY HEALTH CENTRE KANKOL ALAPPADAMBA	32.26%	99.01%	89.33%	66.80%
FAMILY HEALTH CENTRE MUNDERI	12.56%	99.27%	84.11%	89.06%
FAMILY HEALTH CENTRE RAMANTHALI	35.58%	98.28%	91.21%	51.11%
FAMILY HEALTH CENTRE VALAPATTANAM	30.39%	99.20%	85.58%	63.38%
FAMILY HEALTH CENTRE PARASSINIKADAVU	62.43%	99.46%	16.89%	90.91%
FAMILY HEALTH CENTRE ERAMAM KUTTUR	33.98%	95.56%	92.05%	30.77%
FAMILY HEALTH CENTRE KADANNAPPALLY	21.67%	88.70%	78.55%	78.79%
FAMILY HEALTH CENTRE MORAZHA FISHERIES	40.39%	90.75%	82.84%	30.11%
FAMILY HEALTH CENTRE PULINGOME	29.23%	82.22%	80.61%	60.29%
FAMILY HEALTH CENTRE CHERUTHAZHAM	20.56%	97.01%	70.14%	55.69%
FAMILY HEALTH CENTRE KOODALI	14.29%	91.90%	55.59%	87.80%
FAMILY HEALTH CENTRE ANJARAKKANDY	46.28%	93.42%	89.47%	19.30%
URBAN PRIMARY HEALTH CENTRE PANOOR	6.03%	88.94%	55.17%	98.02%
FAMILY HEALTH CENTRE KADIRUR	14.70%	73.56%	45.66%	91.62%
FAMILY HEALTH CENTRE NARATH	35.64%	90.59%	87.59%	18.44%
URBAN PRIMARY HEALTH CENTRE KOOVODE	3.14%	94.31%	76.16%	50.93%
FAMILY HEALTH CENTRE PATTUVAM	23.51%	87.56%	83.43%	26.88%
FAMILY HEALTH CENTRE CHERUKUNNU	46.85%	78.80%	63.91%	29.24%
FAMILY HEALTH CENTRE ETTIKULAM	20.59%	81.79%	72.93%	23.14%
FAMILY HEALTH CENTRE NEW MAHE	27.73%	91.00%	0.72%	85.00%
FAMILY HEALTH CENTRE KOTTIYOOR	32.68%	68.71%	67.14%	21.15%
FAMILY HEALTH CENTRE PUTHIYANGADI FISHERIES	10.19%	88.48%	83.92%	0.00%
URBAN PRIMARY HEALTH CENTRE MAITHANAPPALLY	11.10%	74.29%	63.62%	33.33%
COMMUNITY HEALTH CENTRE MATTOOL	9.30%	95.03%	73.96%	7.99%
URBAN PRIMARY HEALTH CENTRE porora	22.83%	68.90%	48.79%	47.41%
FAMILY HEALTH CENTRE UDAYAGIRI	38.46%	43.62%	38.62%	56.93%
FAMILY HEALTH CENTRE THILLENKERRY	7.89%	56.81%	0.00%	100.00%
EK NAYANAR MEMORIAL GOVT. WOMEN AND CHILDREN HOSPITAL MANGATTUPARAMBA	22.23%	92.80%	5.84%	0.16%
FAMILY HEALTH CENTRE MUZHAPPILANGAD	4.96%	87.39%	0.00%	0.00%
COMMUNITY HEALTH CENTRE PATTIAM	7.07%	53.52%	0.00%	0.00%
FAMILY HEALTH CENTRE MOKERI	12.00%	72.60%	0.40%	33.33%
FAMILY HEALTH CENTRE KOTTAYAM MALABAR	1.67%	0.00%	0.00%	0.00%
TALUK HEAD QUARTERS HOSPITAL KUTHUPARAMBA	0.69%	0.00%	0.00%	0.00%
GENERAL HOSPITAL THALASSERY	0.00%	0.00%	0.00%	0.00%
URBAN PRIMARY HEALTH CENTRE KOLASSERY	0.00%	0.00%	0.00%	0.00%

4. Status of Modules Usage in Hospitals

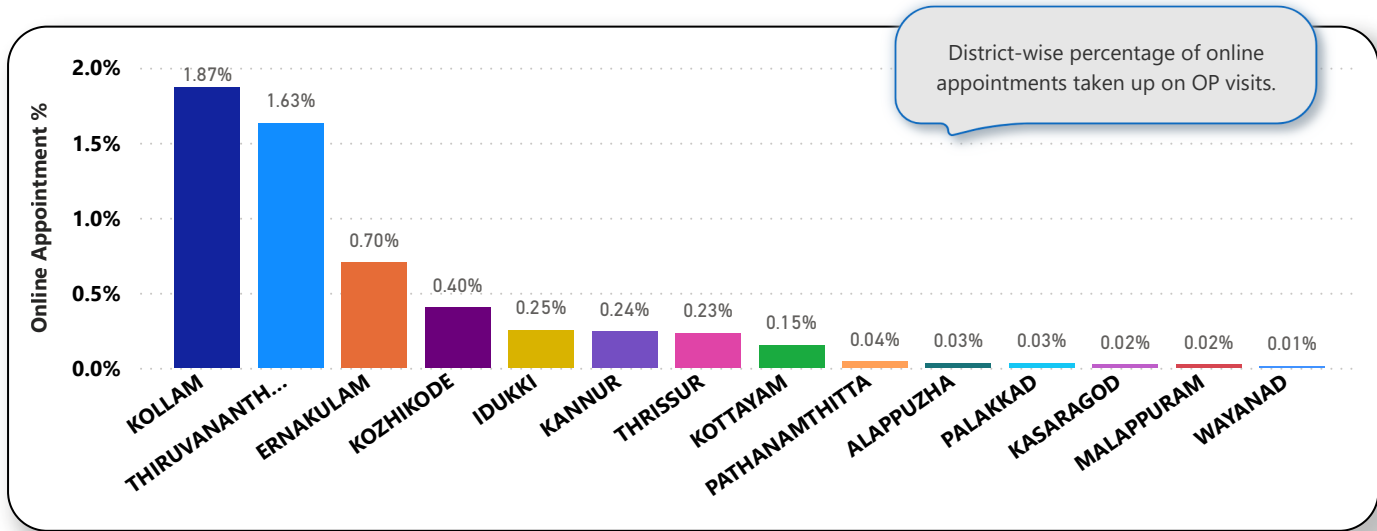
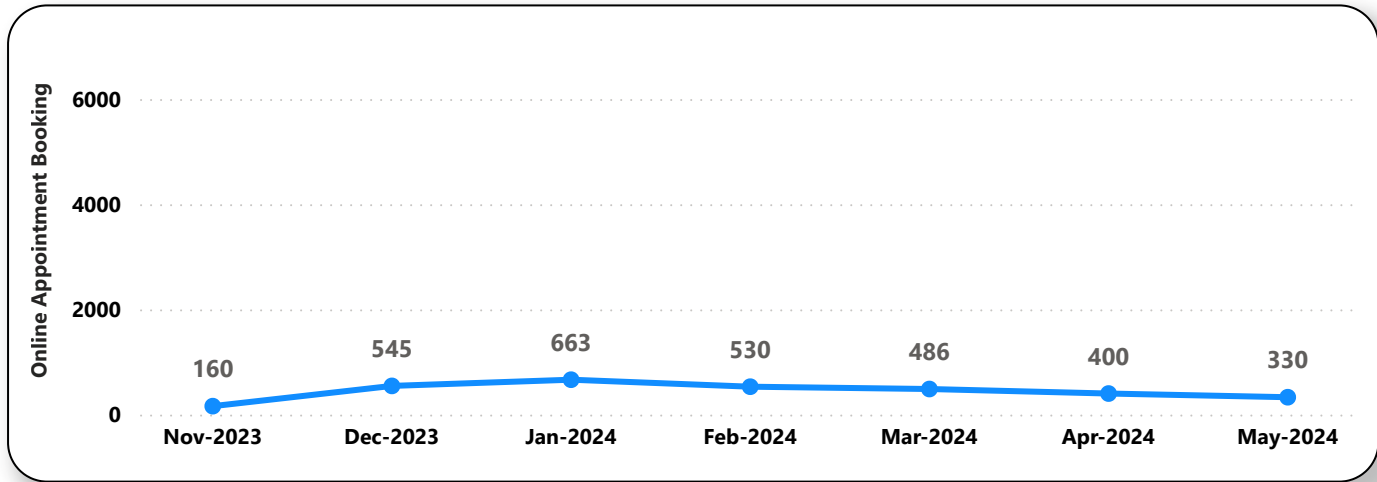
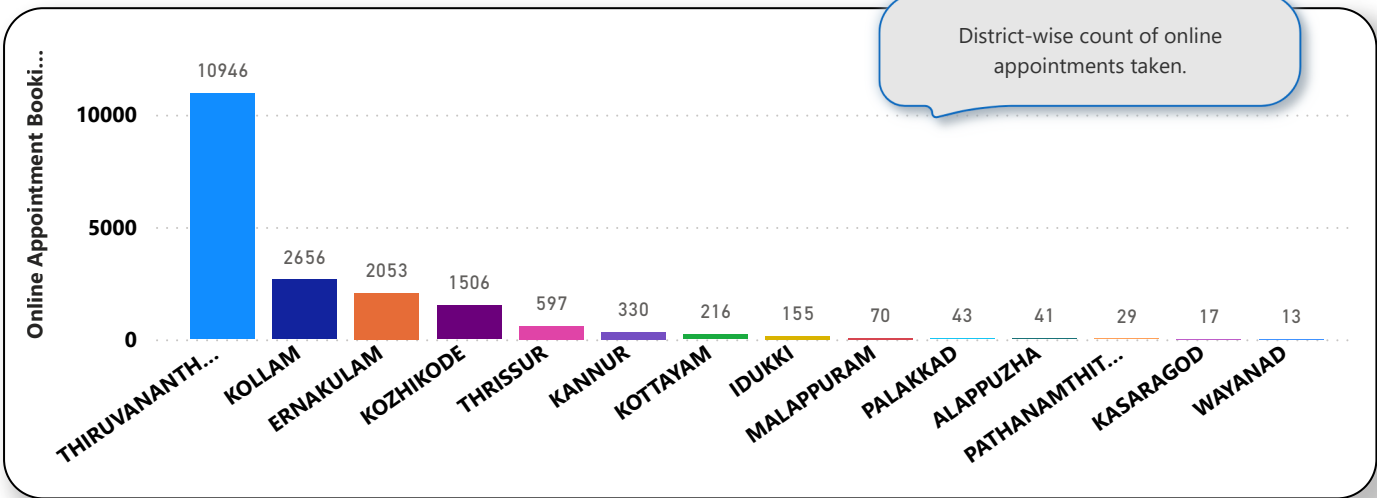
District wise status of live institutions and the count of various modules [Reception, OP Consultation, Lab, Pharmacy] started / functional. This list excludes Medical College Hospitals, CCRC and PH Labs.

District	Live Institutions	Reception	Consultation	Pharmacy	Lab
THIRUVANANTHAPURAM	100	94 (94%)	87 (87%)	73 (73%)	76 (76%)
THRISSUR	69	63 (91%)	60 (87%)	54 (78%)	54 (78%)
ERNAKULAM	55	48 (87%)	33 (60%)	21 (38%)	22 (40%)
KOZHIKODE	55	50 (91%)	38 (69%)	35 (64%)	40 (73%)
MALAPPURAM	53	48 (91%)	47 (89%)	39 (74%)	42 (79%)
PALAKKAD	44	42 (95%)	39 (89%)	33 (75%)	36 (82%)
KANNUR	40	37 (93%)	35 (88%)	29 (73%)	28 (70%)
ALAPPUZHA	31	31 (100%)	31 (100%)	30 (97%)	28 (90%)
KOTTAYAM	31	30 (97%)	27 (87%)	27 (87%)	21 (68%)
KOLLAM	30	30 (100%)	30 (100%)	29 (97%)	29 (97%)
KASARAGOD	23	20 (87%)	17 (74%)	16 (70%)	17 (74%)
IDUKKI	20	20 (100%)	19 (95%)	19 (95%)	16 (80%)
PATHANAMTHITTA	19	19 (100%)	18 (95%)	18 (95%)	17 (89%)
WAYANAD	17	17 (100%)	17 (100%)	17 (100%)	16 (94%)
Total	587	549 (94%)	498 (85%)	440 (75%)	442 (75%)

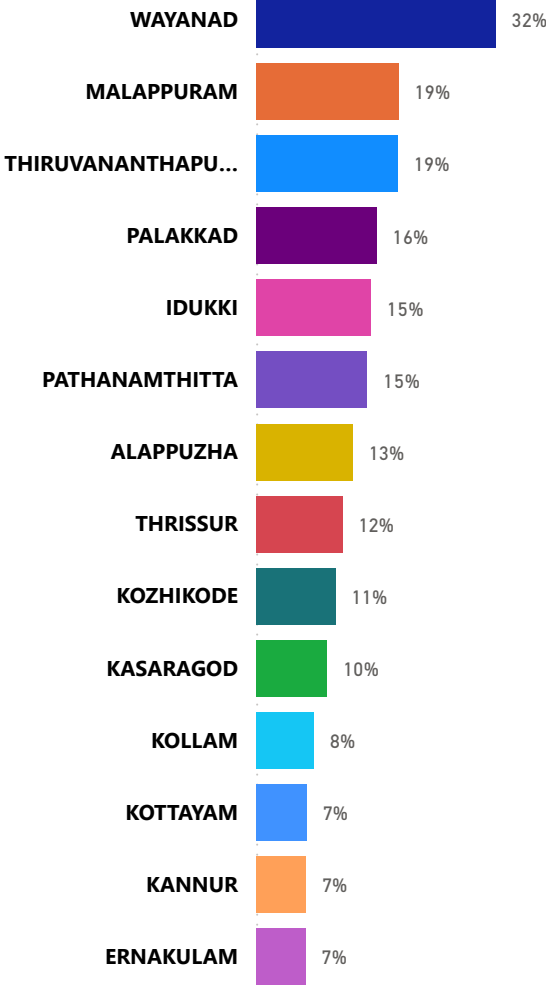
5. Appointment Booking in Hospitals (except Medical Colleges)



5. 1 Online Appointment Booking in Hospitals (except Medical Colleges)



6. eHealth Performance - Reach



Reach indicates the percentage of population availing services through eHealth. The formula used to calculate is (Number of UHID registered / Population) * 100 %.