

1. eHealth Kerala - Vital Statistics

Hospital Type	Live Institutions
Family Health Centre	18
Urban Primary Health Centre	2
District Hospital	1
General Hospital	1
Specialty Hospital - Women Children	1
Total	23

2. eHealth - District Ranking Matrix Based on Performance of all Institutions (except Medical Colleges)

The ranking matrix showcases the performance of districts in providing eHealth services through all institutions (excluding Medical Colleges) based on six different parameters.

These parameters include:

1.

Number of institutions where the reception module has started.
2.

Percentage of UHID Visits.
3.

Percentage of Doctor Consultations.
4.

Percentage of Pharmacy Prescriptions by doctors.
5.

Percentage of lab orders through doctors.
6.

Number of Live Institutions.

Weightage is assigned to the percentages calculated in intervals of 10. The rank is determined based on the sum of these weightages.

The top-performing districts should aim to maintain their positions, while the average and low-performing districts should strive to reach the 'top four' league.

The ranking matrix for the current month, May 2024, along with the previous two months, is provided in the table below.

District	March	April	May
WAYANAD	1	1	1
IDUKKI	2	2	2
PALAKKAD	2	2	2
ALAPPUZHA	6	6	3
THRISSUR	4	4	3
KOLLAM	5	3	4
MALAPPURAM	6	6	4
KANNUR	7	6	5
KOTTAYAM	6	6	5
PATHANAMTHITTA	3	4	6
KOZHIKODE	5	6	7
THIRUVANANTHAPURAM	4	4	8
KASARAGOD	7	5	9
ERNAKULAM	8	7	10

- Best performing
- Average performing
- Low performing

3. eHealth - Institution Level Ranking (except Medical Colleges)

Hospital	Rank
FAMILY HEALTH CENTRE KUMBADAJE	1
FAMILY HEALTH CENTRE MADIKAI	1
FAMILY HEALTH CENTRE ENNAPPARA	2
FAMILY HEALTH CENTRE NARKILAKKAD	3
FAMILY HEALTH CENTRE AJANUR	4
FAMILY HEALTH CENTRE KAYYUR	5
URBAN PRIMARY HEALTH CENTRE PULLIKUNNU	5
FAMILY HEALTH CENTRE UDUMBANTHALA	6
FAMILY HEALTH CENTRE ANANDASRAM	7
FAMILY HEALTH CENTRE MULLERIYA	7
FAMILY HEALTH CENTRE PALLIKKARE	8
WOMEN AND CHILDREN GOVERMENT HOSPITAL KANHANGAD	8
FAMILY HEALTH CENTRE BELLUR	9
URBAN PRIMARY HEALTH CENTRE NILESHWARAM	10
FAMILY HEALTH CENTRE KARINDALAM	11
FAMILY HEALTH CENTRE VALIYAPARAMABA	12
FAMILY HEALTH CENTRE UDMA	13
FAMILY HEALTH CENTRE PERLA	14
FAMILY HEALTH CENTRE CHATTANCHAL	15
FAMILY HEALTH CENTRE MOGRALPUTHUR	16
GENERAL HOSPITAL KASARAGOD	17
FAMILY HEALTH CENTRE PANATHUR	18
DISTRICT HOSPITAL KANHANGAD	19

3.1 eHealth Performance - Reception Module

Reception Module is considered to be functional in an institution only if the number of total visits for the month is of minimum 500.

District	Institution Count	Institutions with Reception	% of institutions with Reception
ALAPPUZHA	31	31	100.00%
IDUKKI	20	20	100.00%
KOLLAM	30	30	100.00%
PATHANAMTHITTA	19	19	100.00%
WAYANAD	17	17	100.00%
KOTTAYAM	31	30	96.77%
PALAKKAD	44	42	95.45%
THIRUVANANTHAPURAM	100	94	94.00%
KANNUR	40	37	92.50%
THRISSUR	69	63	91.30%
KOZHIKODE	55	50	90.91%
MALAPPURAM	53	48	90.57%
KASARAGOD	23	20	86.96%
ERNAKULAM	56	48	85.71%

Hospital Name

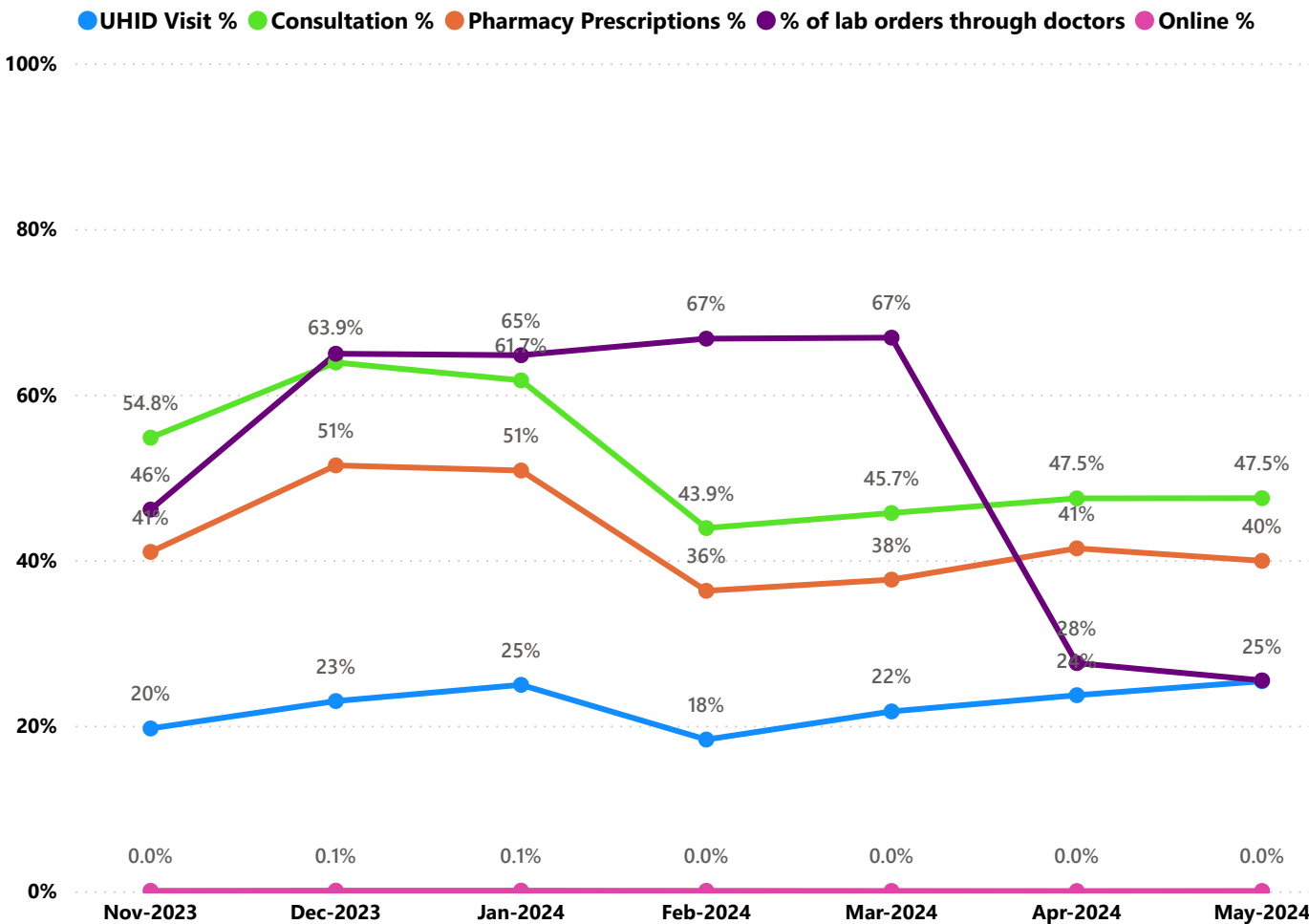
FAMILY HEALTH CENTRE VALIYAPARAMABA

FAMILY HEALTH CENTRE PANATHUR

DISTRICT HOSPITAL KANHANGAD

Institutions where the reception module is either not started or not using

3.2 e-Health Performance Trend



- UHID Visit % is calculated as (UHID Visits / Total Visit) *100
- Consultation % is calculated as (Doctor Consultation / OP Visits) *100
- Pharmacy % is calculated as (Pharmacy Prescriptions/ Total OP Visits) *100
- Lab % is calculated as (Lab orders given by doctors/Total Lab Orders) *100
- Online % is calculated as (Online appointments via web portal/Total OP Visits) *100

3.3 e-Health Performance Indicators

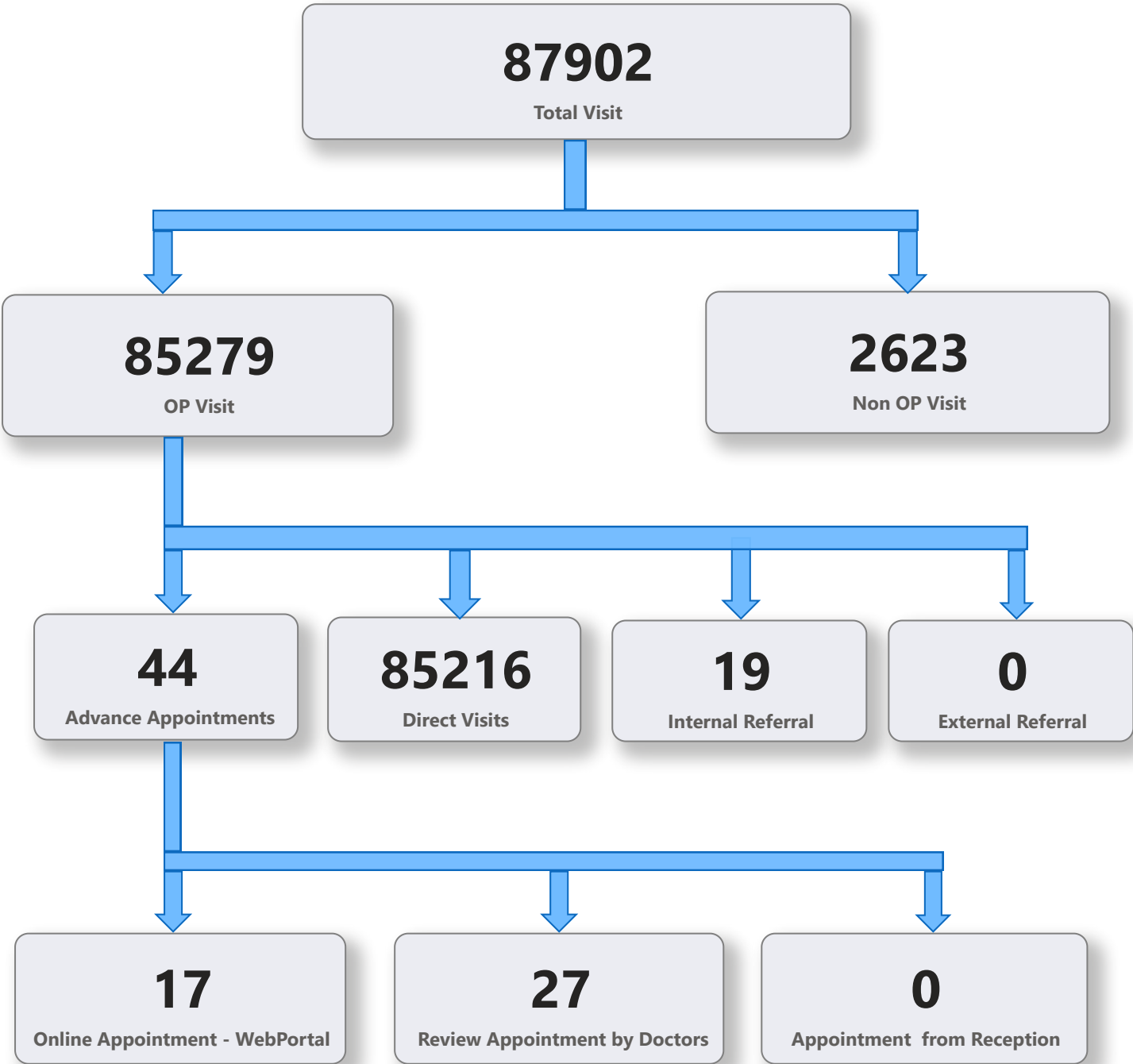
Hospital	UHID Visit %	Consultation %	Pharmacy Prescriptions %	% of Lab Orders given by Doctors
FAMILY HEALTH CENTRE KUMBADAJE	68.85%	98.77%	98.56%	100.00%
FAMILY HEALTH CENTRE MADIKAI	78.36%	99.55%	87.85%	100.00%
FAMILY HEALTH CENTRE ENNAPPARA	75.51%	89.81%	86.73%	94.72%
FAMILY HEALTH CENTRE NARKILAKKAD	56.66%	85.99%	84.00%	100.00%
FAMILY HEALTH CENTRE AJANUR	40.35%	82.30%	72.02%	96.55%
FAMILY HEALTH CENTRE KAYYUR	58.53%	91.89%	82.51%	51.39%
URBAN PRIMARY HEALTH CENTRE PULLIKUNNU	26.07%	90.33%	75.41%	100.00%
FAMILY HEALTH CENTRE UDUMBANTHALA	37.76%	98.84%	84.20%	61.36%
FAMILY HEALTH CENTRE ANANDASRAM	25.90%	93.28%	76.93%	72.77%
FAMILY HEALTH CENTRE MULLERIYA	27.85%	90.91%	53.15%	100.00%
FAMILY HEALTH CENTRE PALLIKKARE	24.05%	90.04%	80.86%	55.19%
WOMEN AND CHILDREN GOVERMENT HOSPITAL KANHANGAD	19.53%	97.92%	85.92%	68.83%
FAMILY HEALTH CENTRE BELLUR	56.03%	92.59%	66.94%	36.61%
URBAN PRIMARY HEALTH CENTRE NILESHWARAM	56.13%	71.46%	78.25%	35.78%
FAMILY HEALTH CENTRE KARINDALAM	37.25%	47.18%	42.27%	100.00%
FAMILY HEALTH CENTRE VALIYAPARAMABA	32.52%	81.92%	79.62%	80.00%
FAMILY HEALTH CENTRE UDMA	27.38%	20.09%	3.09%	100.00%
FAMILY HEALTH CENTRE PERLA	35.83%	34.94%	29.81%	33.08%
FAMILY HEALTH CENTRE CHATTANCHAL	11.67%	23.37%	17.93%	25.19%
FAMILY HEALTH CENTRE MOGRALPUTHUR	12.14%	9.00%	8.57%	0.00%
GENERAL HOSPITAL KASARAGOD	2.20%	1.78%	1.45%	0.37%
FAMILY HEALTH CENTRE PANATHUR	0.00%	0.00%	0.00%	0.00%
DISTRICT HOSPITAL KANHANGAD	0.00%	0.00%	0.00%	0.00%

4. Status of Modules Usage in Hospitals

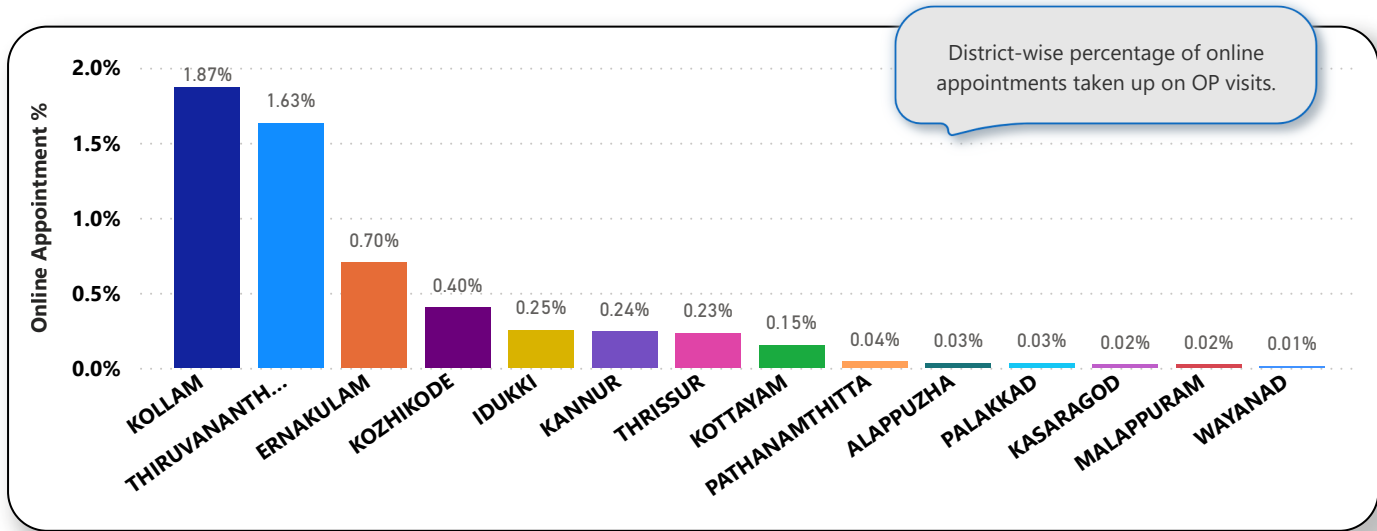
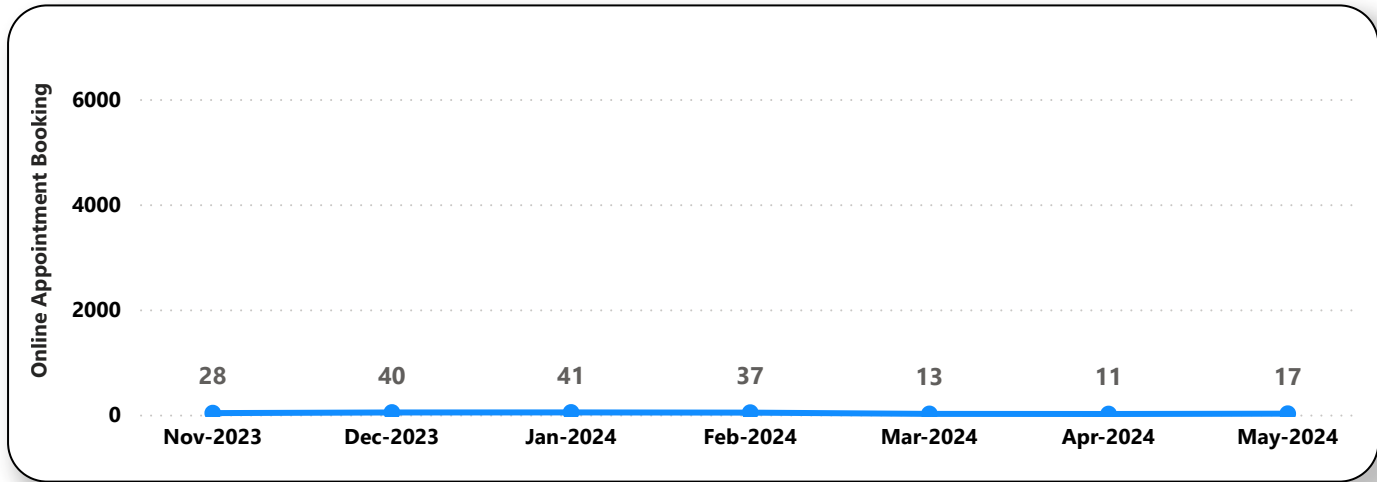
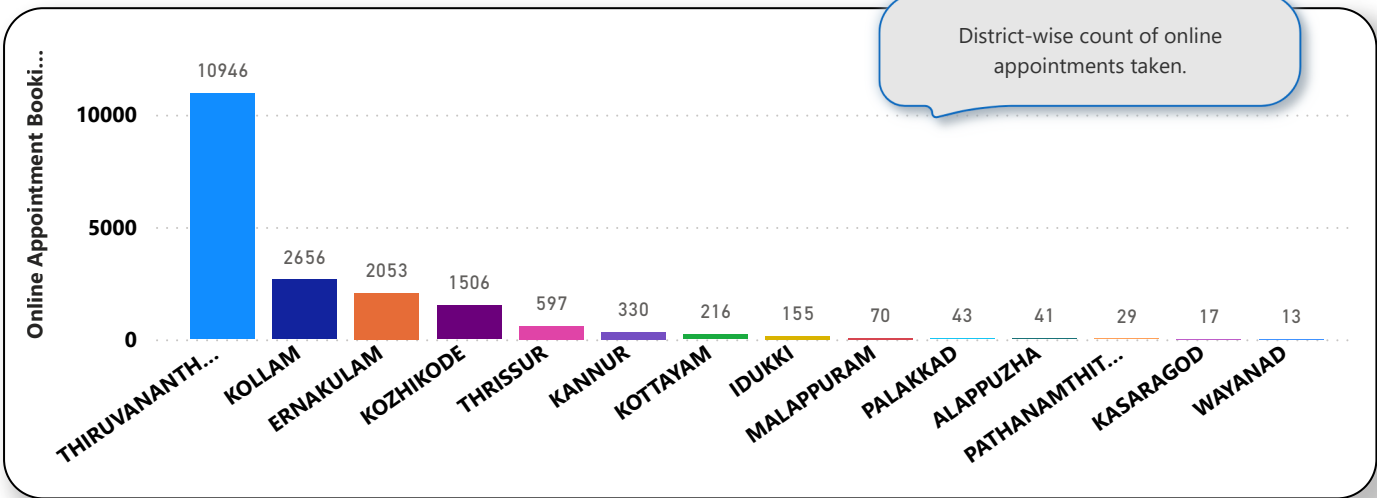
District wise status of live institutions and the count of various modules [Reception, OP Consultation, Lab, Pharmacy] started / functional. This list excludes Medical College Hospitals, CCRC and PH Labs.

District	Live Institutions	Reception	Consultation	Pharmacy	Lab
THIRUVANANTHAPURAM	100	94 (94%)	87 (87%)	73 (73%)	76 (76%)
THRISSUR	69	63 (91%)	60 (87%)	54 (78%)	54 (78%)
ERNAKULAM	55	48 (87%)	33 (60%)	21 (38%)	22 (40%)
KOZHIKODE	55	50 (91%)	38 (69%)	35 (64%)	40 (73%)
MALAPPURAM	53	48 (91%)	47 (89%)	39 (74%)	42 (79%)
PALAKKAD	44	42 (95%)	39 (89%)	33 (75%)	36 (82%)
KANNUR	40	37 (93%)	35 (88%)	29 (73%)	28 (70%)
ALAPPUZHA	31	31 (100%)	31 (100%)	30 (97%)	28 (90%)
KOTTAYAM	31	30 (97%)	27 (87%)	27 (87%)	21 (68%)
KOLLAM	30	30 (100%)	30 (100%)	29 (97%)	29 (97%)
KASARAGOD	23	20 (87%)	17 (74%)	16 (70%)	17 (74%)
IDUKKI	20	20 (100%)	19 (95%)	19 (95%)	16 (80%)
PATHANAMTHITTA	19	19 (100%)	18 (95%)	18 (95%)	17 (89%)
WAYANAD	17	17 (100%)	17 (100%)	17 (100%)	16 (94%)
Total	587	549 (94%)	498 (85%)	440 (75%)	442 (75%)

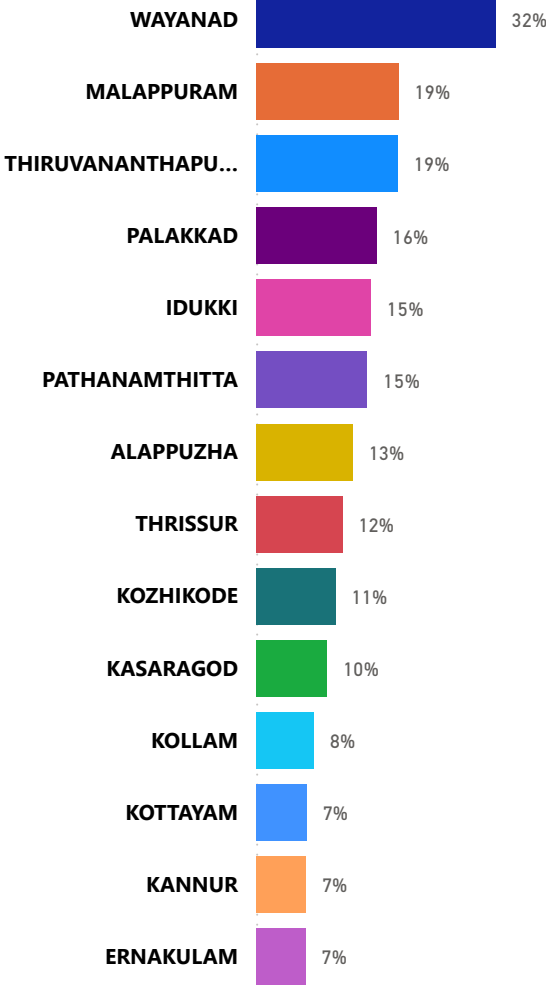
5. Appointment Booking in Hospitals (except Medical Colleges)



5. 1 Online Appointment Booking in Hospitals (except Medical Colleges)



6. eHealth Performance - Reach



Reach indicates the percentage of population availing services through eHealth. The formula used to calculate is (Number of UHID registered / Population) * 100 %.