

1. eHealth Kerala - Vital Statistics

Hospital Type	Live Institutions
Family Health Centre	25
General Hospital	3
Community Health Centre	1
Medical College Hospital	1
Taluk Headquarters Hospital	1
Urban Primary Health Centre	1
Total	32

2. eHealth - District Ranking Matrix Based on Performance of all Institutions (except Medical Colleges)

The ranking matrix showcases the performance of districts in providing eHealth services through all institutions (excluding Medical Colleges) based on six different parameters.

These parameters include:

1.

Number of institutions where the reception module has started.
2.

Percentage of UHID Visits.
3.

Percentage of Doctor Consultations.
4.

Percentage of Pharmacy Prescriptions by doctors.
5.

Percentage of lab orders through doctors.
6.

Number of Live Institutions.

Weightage is assigned to the percentages calculated in intervals of 10. The rank is determined based on the sum of these weightages.

The top-performing districts should aim to maintain their positions, while the average and low-performing districts should strive to reach the 'top four' league.

The ranking matrix for the current month, May 2024, along with the previous two months, is provided in the table below.

District	March	April	May
WAYANAD	1	1	1
IDUKKI	2	2	2
PALAKKAD	2	2	2
ALAPPUZHA	6	6	3
THRISSUR	4	4	3
KOLLAM	5	3	4
MALAPPURAM	6	6	4
KANNUR	7	6	5
KOTTAYAM	6	6	5
PATHANAMTHITTA	3	4	6
KOZHIKODE	5	6	7
THIRUVANANTHAPURAM	4	4	8
KASARAGOD	7	5	9
ERNAKULAM	8	7	10

- Best performing
- Average performing
- Low performing

3. eHealth - Institution Level Ranking (except Medical Colleges)

Hospital	Rank
FAMILY HEALTH CENTRE MEENACHIL	1
FAMILY HEALTH CENTRE BRAHMAMANGALAM	2
FAMILY HEALTH CENTRE KADUTHURUTHY	2
FAMILY HEALTH CENTRE VELLAVOOR	2
FAMILY HEALTH CENTRE MARAVANTHURUTHU	3
FAMILY HEALTH CENTRE MUTHOLY	3
FAMILY HEALTH CENTRE PAIPPAD	3
FAMILY HEALTH CENTRE PARAMPUZHA	4
FAMILY HEALTH CENTRE KURUPPANTHARA	5
FAMILY HEALTH CENTRE MANARCAD	5
FAMILY HEALTH CENTRE MARANGATTUPALLY	5
FAMILY HEALTH CENTRE MOONNILAVU	5
FAMILY HEALTH CENTRE PANACHIKKADU	5
FAMILY HEALTH CENTRE VAZHOOR	5
FAMILY HEALTH CENTRE UDAYANAPURAM	6
URBAN PRIMARY HEALTH CENTRE PERUNNA	6
FAMILY HEALTH CENTRE NATTAKOM	7
FAMILY HEALTH CENTRE VELLOOR	7
COMMUNITY HEALTH CENTRE RAMAPURAM	8
FAMILY HEALTH CENTRE KALLARA	8
FAMILY HEALTH CENTRE VELIYANNOOR	9
FAMILY HEALTH CENTRE THOTTACKAD	10
FAMILY HEALTH CENTRE MADAPPALLY	11
FAMILY HEALTH CENTRE ERATTUPETTA	12
TALUK HEADQUARTERS HOSPITAL PAMPADY	13
KM MANI MEMORIAL GOVT GENERAL HOSPITAL PALA	14
COMMUNITY HEALTH CENTRE MUNDAKAYAM	15
GENERAL HOSPITAL KANJIRAPALLY	16
FAMILY HEALTH CENTRE POONJAR	17
GENERAL HOSPITAL KOTTAYAM	18
FAMILY HEALTH CENTRE MEENADOM	19

3.1 eHealth Performance - Reception Module

Reception Module is considered to be functional in an institution only if the number of total visits for the month is of minimum 500.

District	Institution Count	Institutions with Reception	% of institutions with Reception
ALAPPUZHA	31	31	100.00%
IDUKKI	20	20	100.00%
KOLLAM	30	30	100.00%
PATHANAMTHITTA	19	19	100.00%
WAYANAD	17	17	100.00%
KOTTAYAM	31	30	96.77%
PALAKKAD	44	42	95.45%
THIRUVANANTHAPURAM	100	94	94.00%
KANNUR	40	37	92.50%
THRISSUR	69	63	91.30%
KOZHIKODE	55	50	90.91%
MALAPPURAM	53	48	90.57%
KASARAGOD	23	20	86.96%
ERNAKULAM	56	48	85.71%

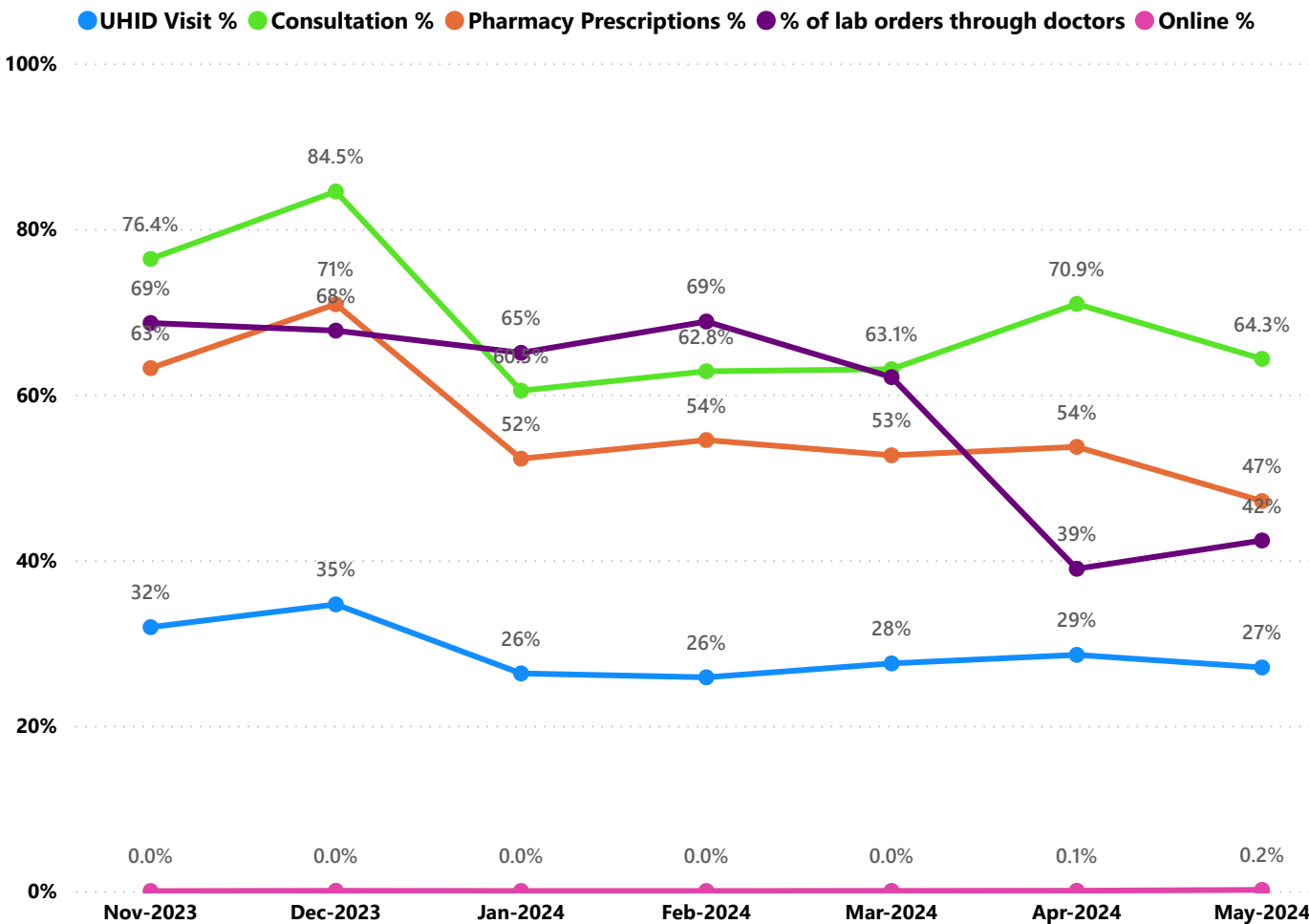
Hospital Name

FAMILY HEALTH CENTRE MEENADOM

Institutions where the reception module is either not started or not using



3.2 e-Health Performance Trend



- UHID Visit % is calculated as  $(UHID\ Visits / Total\ Visit) \times 100$
- Consultation % is calculated as  $(Doctor\ Consultation / OP\ Visits) \times 100$
- Pharmacy % is calculated as  $(Pharmacy\ Prescriptions / Total\ OP\ Visits) \times 100$
- Lab % is calculated as  $(Lab\ orders\ given\ by\ doctors / Total\ Lab\ Orders) \times 100$
- Online % is calculated as  $(Online\ appointments\ via\ web\ portal / Total\ OP\ Visits) \times 100$

3.3 e-Health Performance Indicators

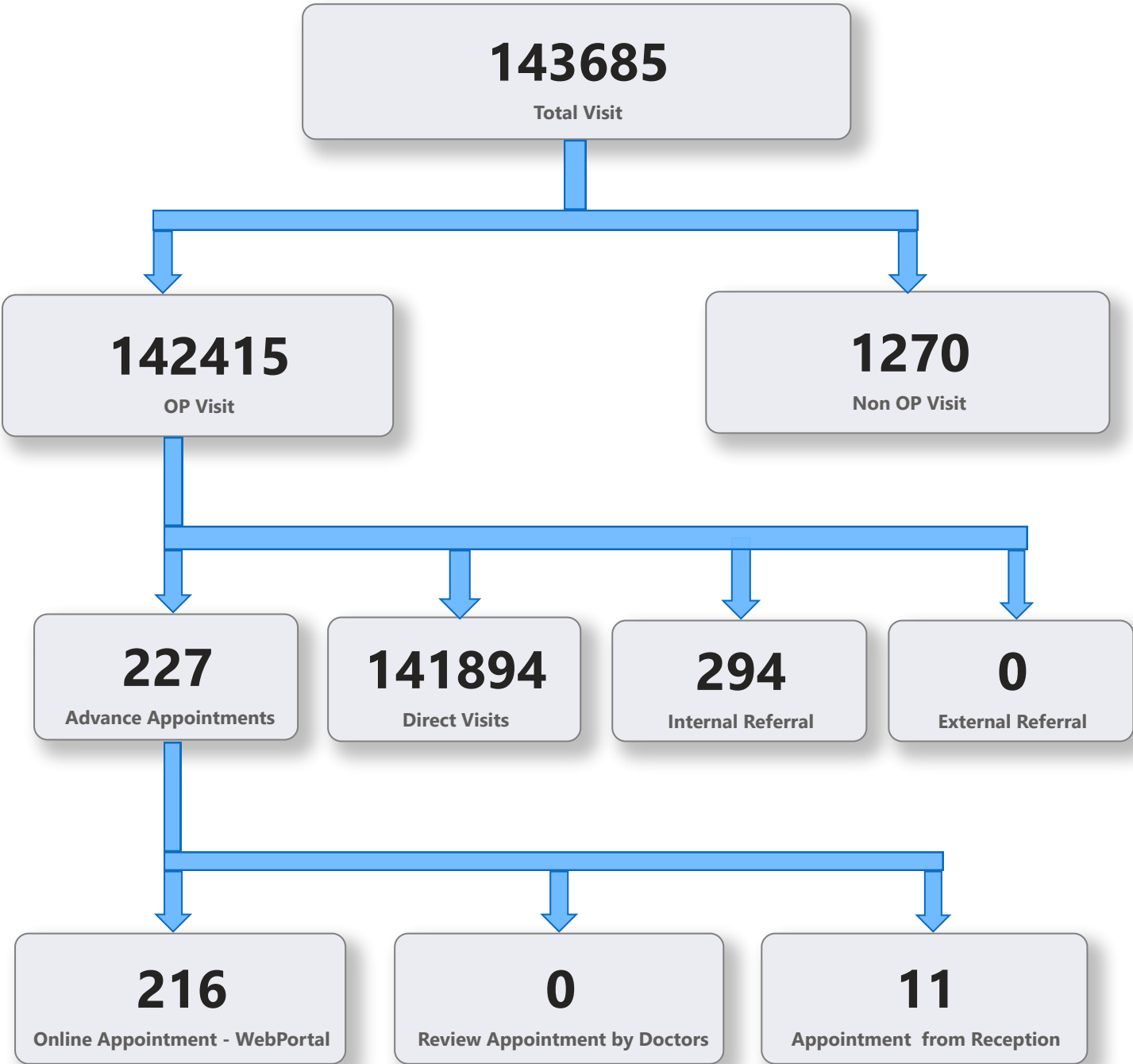
Hospital	UHID Visit %	Consultation %	Pharmacy Prescriptions %	% of Lab Orders given by Doctors
FAMILY HEALTH CENTRE MEENACHIL	78.44%	97.09%	91.15%	96.46%
FAMILY HEALTH CENTRE BRAHMAMANGALAM	64.00%	99.80%	100.00%	83.07%
FAMILY HEALTH CENTRE KADUTHURUTHY	52.97%	99.78%	92.43%	100.00%
FAMILY HEALTH CENTRE VELLAVOOR	83.58%	99.08%	100.00%	67.12%
FAMILY HEALTH CENTRE MARAVANTHURUTHU	53.14%	98.60%	86.10%	100.00%
FAMILY HEALTH CENTRE MUTHOLY	47.86%	98.97%	90.55%	100.00%
FAMILY HEALTH CENTRE PAIPPAD	42.84%	99.13%	100.00%	100.00%
FAMILY HEALTH CENTRE PARAMPUZHA	33.88%	96.28%	97.66%	100.00%
FAMILY HEALTH CENTRE KURUPPANTHARA	62.27%	99.88%	88.12%	63.71%
FAMILY HEALTH CENTRE MANARCAD	23.82%	99.39%	91.91%	100.00%
FAMILY HEALTH CENTRE MARANGATTUPALLY	47.39%	93.39%	93.60%	73.01%
FAMILY HEALTH CENTRE MOONNILAVU	78.76%	99.54%	100.00%	50.00%
FAMILY HEALTH CENTRE PANACHIKKADU	72.76%	97.27%	85.48%	53.38%
FAMILY HEALTH CENTRE VAZHOOR	58.89%	99.25%	89.53%	71.80%
FAMILY HEALTH CENTRE UDAYANAPURAM	56.73%	97.48%	99.81%	50.31%
URBAN PRIMARY HEALTH CENTRE PERUNNA	29.83%	97.89%	98.25%	89.15%
FAMILY HEALTH CENTRE NATTAKOM	40.45%	90.63%	49.04%	100.00%
FAMILY HEALTH CENTRE VELLOOR	25.23%	92.01%	61.78%	100.00%
COMMUNITY HEALTH CENTRE RAMAPURAM	5.07%	88.51%	70.34%	92.71%
FAMILY HEALTH CENTRE KALLARA	47.24%	90.29%	76.56%	46.68%
FAMILY HEALTH CENTRE VELIYANNOOR	46.91%	99.04%	88.65%	22.22%
FAMILY HEALTH CENTRE THOTTACKAD	13.25%	99.10%	80.58%	46.22%
FAMILY HEALTH CENTRE MADAPPALLY	33.58%	99.57%	66.11%	15.65%
FAMILY HEALTH CENTRE ERATTUPETTA	19.42%	94.41%	26.29%	33.43%
TALUK HEADQUARTERS HOSPITAL PAMPADY	4.57%	32.80%	28.78%	100.00%
KM MANI MEMORIAL GOVT GENERAL HOSPITAL PALA	10.24%	24.81%	13.89%	94.74%
COMMUNITY HEALTH CENTRE MUNDAKAYAM	0.90%	5.16%	1.22%	100.00%
GENERAL HOSPITAL KANJIRAPALLY	9.50%	50.61%	10.84%	15.54%
FAMILY HEALTH CENTRE POONJAR	13.34%	0.07%	0.07%	0.00%
GENERAL HOSPITAL KOTTAYAM	6.25%	0.14%	0.05%	10.00%
FAMILY HEALTH CENTRE MEENADOM	0.00%	0.00%	0.00%	0.00%

4. Status of Modules Usage in Hospitals

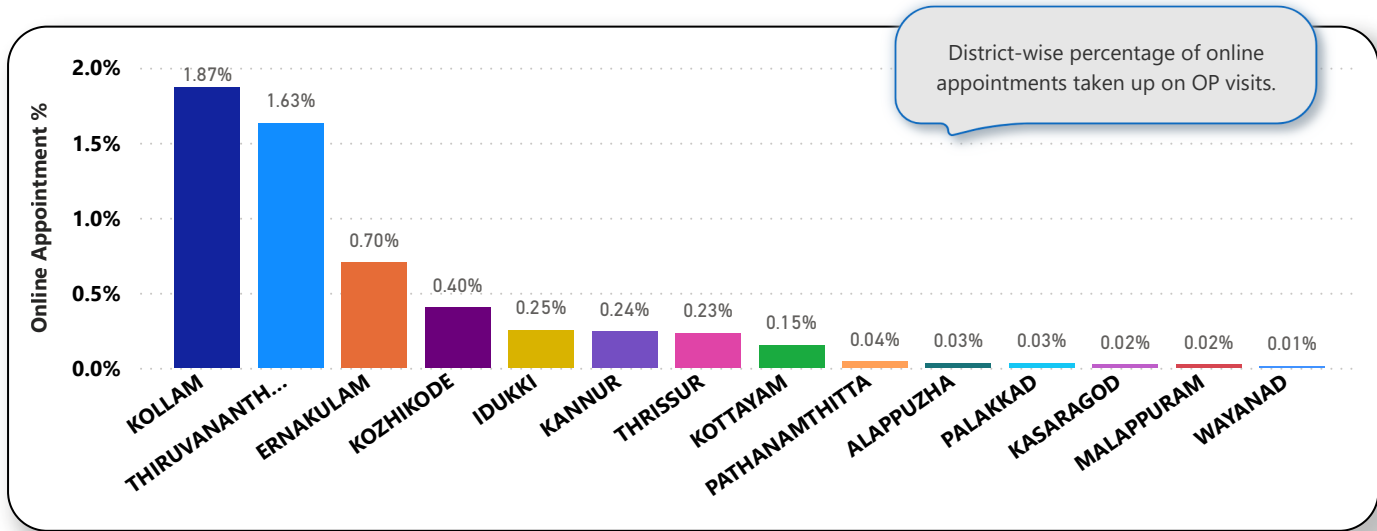
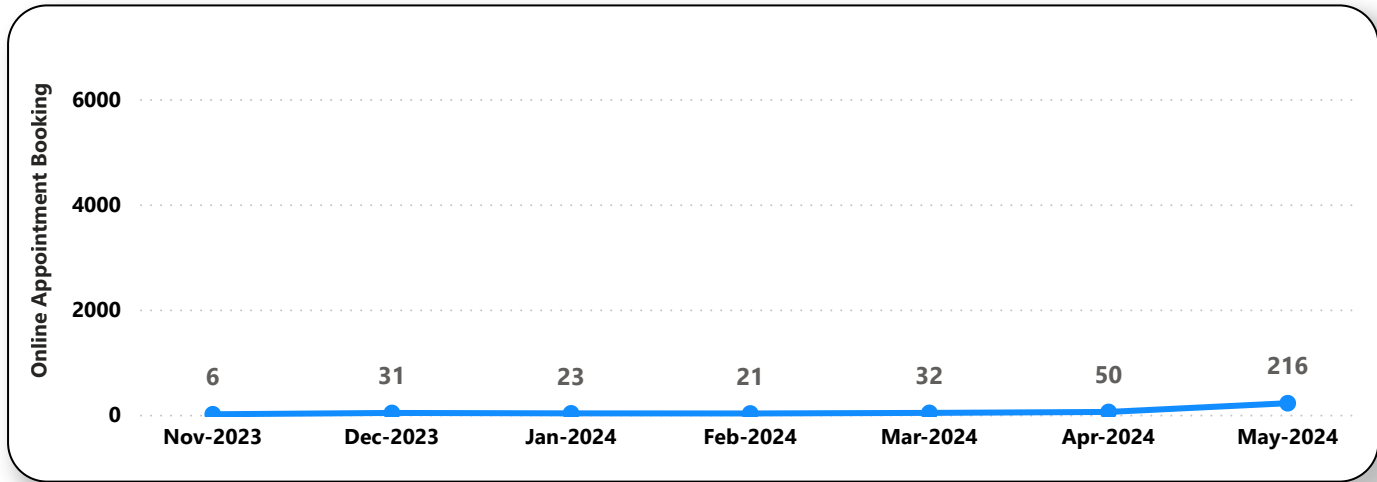
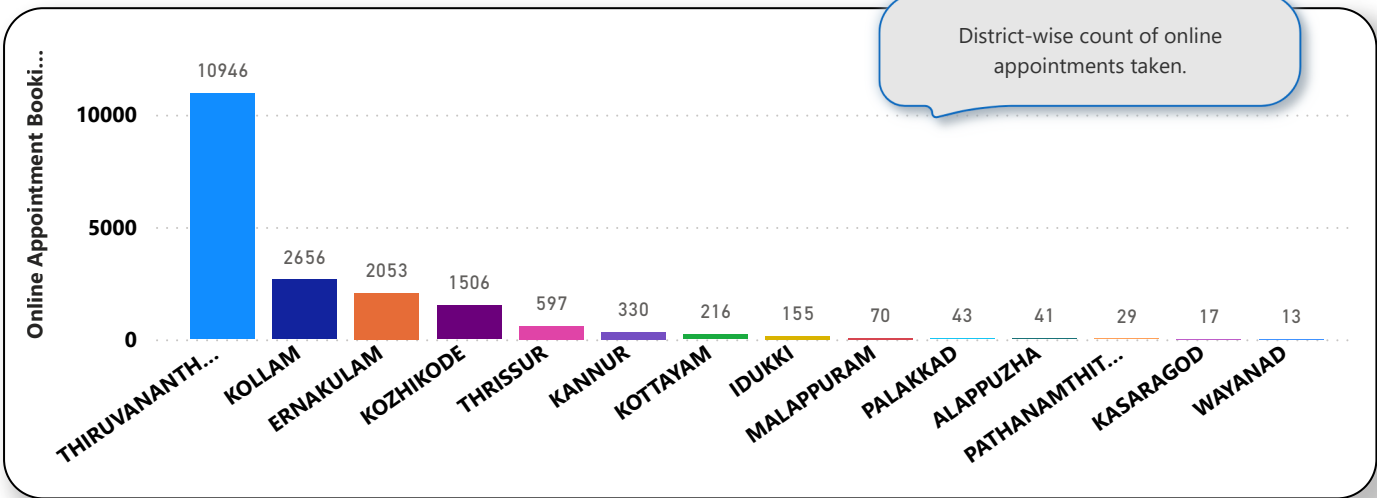
District wise status of live institutions and the count of various modules [Reception, OP Consultation, Lab, Pharmacy] started / functional. This list excludes Medical College Hospitals, CCRC and PH Labs.

District	Live Institutions	Reception	Consultation	Pharmacy	Lab
THIRUVANANTHAPURAM	100	94 (94%)	87 (87%)	73 (73%)	76 (76%)
THRISSUR	69	63 (91%)	60 (87%)	54 (78%)	54 (78%)
ERNAKULAM	55	48 (87%)	33 (60%)	21 (38%)	22 (40%)
KOZHIKODE	55	50 (91%)	38 (69%)	35 (64%)	40 (73%)
MALAPPURAM	53	48 (91%)	47 (89%)	39 (74%)	42 (79%)
PALAKKAD	44	42 (95%)	39 (89%)	33 (75%)	36 (82%)
KANNUR	40	37 (93%)	35 (88%)	29 (73%)	28 (70%)
ALAPPUZHA	31	31 (100%)	31 (100%)	30 (97%)	28 (90%)
KOTTAYAM	31	30 (97%)	27 (87%)	27 (87%)	21 (68%)
KOLLAM	30	30 (100%)	30 (100%)	29 (97%)	29 (97%)
KASARAGOD	23	20 (87%)	17 (74%)	16 (70%)	17 (74%)
IDUKKI	20	20 (100%)	19 (95%)	19 (95%)	16 (80%)
PATHANAMTHITTA	19	19 (100%)	18 (95%)	18 (95%)	17 (89%)
WAYANAD	17	17 (100%)	17 (100%)	17 (100%)	16 (94%)
Total	587	549 (94%)	498 (85%)	440 (75%)	442 (75%)

5. Appointment Booking in Hospitals (except Medical Colleges)

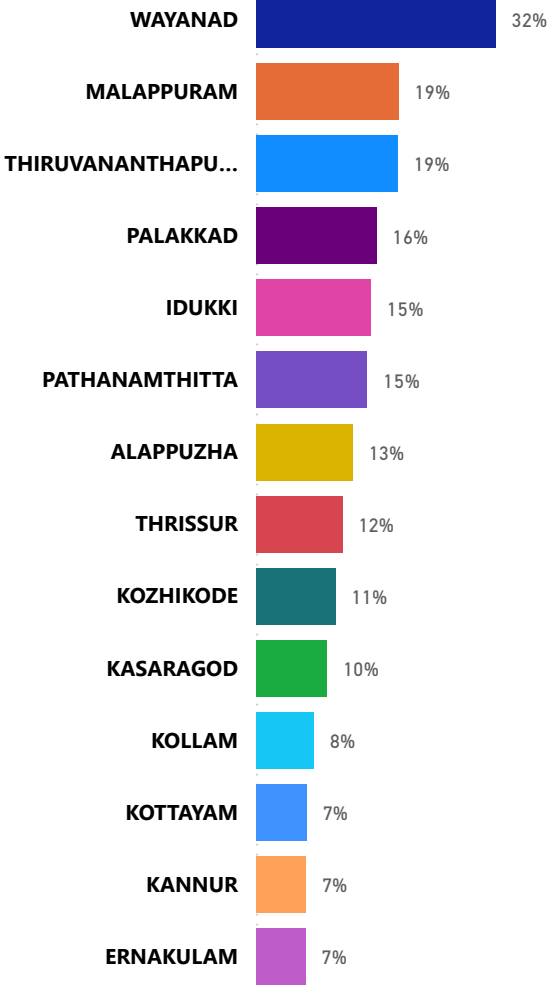


5. 1 Online Appointment Booking in Hospitals (except Medical Colleges)





6. eHealth Performance - Reach



Reach indicates the percentage of population availing services through eHealth. The formula used to calculate is (Number of UHID registered / Population) \* 100 %.