

1. eHealth Kerala - Vital Statistics

Hospital Type	Live Institutions
Family Health Centre	56
Urban Primary Health Centre	7
Community Health Centre	3
General Hospital	1
Medical College Hospital	1
Taluk Headquarters Hospital	1
Taluk Hospital	1
Total	70

2. eHealth - District Ranking Matrix Based on Performance of all Institutions (except Medical Colleges)

The ranking matrix showcases the performance of districts in providing eHealth services through all institutions (excluding Medical Colleges) based on six different parameters.

These parameters include:

1.

Number of institutions where the reception module has started.
2.

Percentage of UHID Visits.
3.

Percentage of Doctor Consultations.
4.

Percentage of Pharmacy Prescriptions by doctors.
5.

Percentage of lab orders through doctors.
6.

Number of Live Institutions.

Weightage is assigned to the percentages calculated in intervals of 10. The rank is determined based on the sum of these weightages.

The top-performing districts should aim to maintain their positions, while the average and low-performing districts should strive to reach the 'top four' league.

The ranking matrix for the current month, May 2024, along with the previous two months, is provided in the table below.

District	March	April	May
WAYANAD	1	1	1
IDUKKI	2	2	2
PALAKKAD	2	2	2
ALAPPUZHA	6	6	3
THRISSUR	4	4	3
KOLLAM	5	3	4
MALAPPURAM	6	6	4
KANNUR	7	6	5
KOTTAYAM	6	6	5
PATHANAMTHITTA	3	4	6
KOZHIKODE	5	6	7
THIRUVANANTHAPURAM	4	4	8
KASARAGOD	7	5	9
ERNAKULAM	8	7	10

- Best performing
- Average performing
- Low performing

3. eHealth - Institution Level Ranking (except Medical Colleges)

Hospital	Rank
FAMILY HEALTH CENTRE ENGANDIYUR	1
FAMILY HEALTH CENTRE POOMANGALAM	2
FAMILY HEALTH CENTRE EDAVILANGU	3
URBAN FAMILY HEALTH CENTRE V R PURAM	4
FAMILY HEALTH CENTRE KARALAM	5
URBAN PRIMARY HEALTH CENTRE ANAPUZHA	5
FAMILY HEALTH CENTRE THAIKKAD	6
FAMILY HEALTH CENTRE ARTHAT	7
FAMILY HEALTH CENTRE CHAMAKKALA	7
FAMILY HEALTH CENTRE DESAMANGALAM	7
FAMILY HEALTH CENTRE KUZHOOR	7
FAMILY HEALTH CENTRE METHALA	7
FAMILY HEALTH CENTRE VILVATTOM	7
FAMILY HEALTH CENTRE KOOLIMUTTOM	8
FAMILY HEALTH CENTRE NALUKETTU	8
FAMILY HEALTH CENTRE PARIYARAM THRISSUR	8
FAMILY HEALTH CENTRE POYYA	8
FAMILY HEALTH CENTRE VELOOKKARA	8
FAMILY HEALTH CENTRE PANJAL	9
FAMILY HEALTH CENTRE VENKITANGU	9
FAMILY HEALTH CENTRE AYYANTHOLE	10
FAMILY HEALTH CENTRE MANALLOOR	10
FAMILY HEALTH CENTRE ELANAD	11
FAMILY HEALTH CENTRE POOMALA	11
FAMILY HEALTH CENTRE THALIKULAM	11
FAMILY HEALTH CENTRE VANIYAMAPARA	11
FAMILY HEALTH CENTRE VELUR	11
URBAN PRIMARY HEALTH CENTRE KACHERY	11
FAMILY HEALTH CENTRE KAIPAMANGALAM	12
FAMILY HEALTH CENTRE KODAKARA	12
FAMILY HEALTH CENTRE MAMBRA	12
FAMILY HEALTH CENTRE MELOOR	12
FAMILY HEALTH CENTRE NATTIKA	12
FAMILY HEALTH CENTRE NENMANIKKARA	12
FAMILY HEALTH CENTRE POOKODE	12
FAMILY HEALTH CENTRE THRIKKUR	12
FAMILY HEALTH CENTRE VALLATHOL NAGAR	12
FAMILY HEALTH CENTRE PUNNAYUR	13

Hospital	Rank
FAMILY HEALTH CENTRE KONDAZHY	28
FAMILY HEALTH CENTRE MADAKATHARA	28
FAMILY HEALTH CENTRE THIRUVILWAMALA	28
FAMILY HEALTH CENTRE VARANDARAPPILLY	28
FAMILY HEALTH CENTRE VELLANIKKARA	28
FAMILY HEALTH CENTRE VETILAPPARA	28
COMMUNITY HEALTH CENTRE CHERPU	27
GENERAL HOSPITAL THRISSUR	27
URBAN FAMILY HEALTH CENTRE PARAVATTANI	27
FAMILY HEALTH CENTRE ADAT	26
FAMILY HEALTH CENTRE MUNDUR	26
COMMUNITY HEALTH CENTRE PAZHANJI	25
FAMILY HEALTH CENTRE PAMBOOR	25
FAMILY HEALTH CENTRE VALLACHIRA	25
TALUK HOSPITAL PUDUKAD	24
FAMILY HEALTH CENTRE P.VEMBELLUR	23
FAMILY HEALTH CENTRE MULLURKARA	22
FAMILY HEALTH CENTRE PORKULAM	22
FAMILY HEALTH CENTRE KADANGODE	21
FAMILY HEALTH CENTRE PATTIKKAD	21
FAMILY HEALTH CENTRE ALOOR	20
TALUK HEADQUARTERS HOSPITAL CHAVAKKAD	20
COMMUNITY HEALTH CENTRE MULLASSERY	19
FAMILY HEALTH CENTRE PARALAM	18
FAMILY HEALTH CENTRE NADATHARA	17
FAMILY HEALTH CENTRE KAKKAD	16
URBAN FAMILY HEALTH CENTRE GURUVAYOOR	16
FAMILY HEALTH CENTRE MADAVANA	15
FAMILY HEALTH CENTRE THEKKUMKARA	14
URBAN FAMILY HEALTH CENTRE PORKALANGAD	14
FAMILY HEALTH CENTRE PUNNAYUR	13
URBAN FAMILY HEALTH CENTRE GOSAYIKUNNU	13
FAMILY HEALTH CENTRE KAIPAMANGALAM	12
FAMILY HEALTH CENTRE KODAKARA	12
FAMILY HEALTH CENTRE MAMBRA	12
FAMILY HEALTH CENTRE MELOOR	12

3.1 eHealth Performance - Reception Module

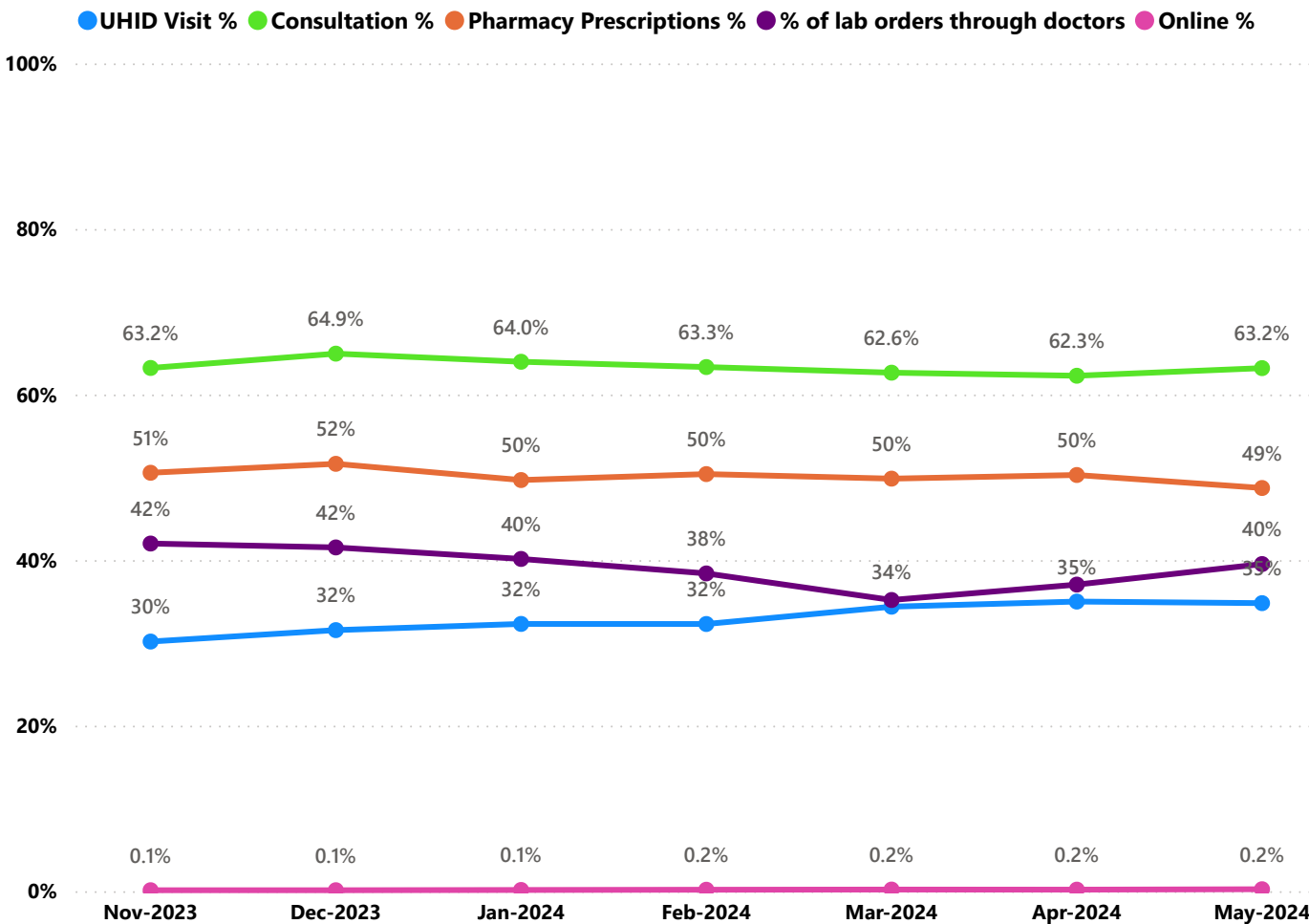
Reception Module is considered to be functional in an institution only if the number of total visits for the month is of minimum 500.

District	Institution Count	Institutions with Reception	% of institutions with Reception
ALAPPUZHA	31	31	100.00%
IDUKKI	20	20	100.00%
KOLLAM	30	30	100.00%
PATHANAMTHITTA	19	19	100.00%
WAYANAD	17	17	100.00%
KOTTAYAM	31	30	96.77%
PALAKKAD	44	42	95.45%
THIRUVANANTHAPURAM	100	94	94.00%
KANNUR	40	37	92.50%
THRISSUR	69	63	91.30%
KOZHIKODE	55	50	90.91%
MALAPPURAM	53	48	90.57%
KASARAGOD	23	20	86.96%
ERNAKULAM	56	48	85.71%

Hospital Name
FAMILY HEALTH CENTRE VETILAPPARA
FAMILY HEALTH CENTRE VELLANIKKARA
FAMILY HEALTH CENTRE VARANDARAPPILLY
FAMILY HEALTH CENTRE THIRUVILWAMALA
FAMILY HEALTH CENTRE MADAKATHARA
FAMILY HEALTH CENTRE KONDAZHY

Institutions where the reception module is either not started or not using

3.2 e-Health Performance Trend



- UHID Visit % is calculated as $(UHID\ Visits / Total\ Visit) * 100$
- Consultation % is calculated as $(Doctor\ Consultation / OP\ Visits) * 100$
- Pharmacy % is calculated as $(Pharmacy\ Prescriptions / Total\ OP\ Visits) * 100$
- Lab % is calculated as $(Lab\ orders\ given\ by\ doctors / Total\ Lab\ Orders) * 100$
- Online % is calculated as $(Online\ appointments\ via\ web\ portal / Total\ OP\ Visits) * 100$

3.3 e-Health Performance Indicators

Hospital	UHID Visit %	Consultation %	Pharmacy Prescriptions %	% of Lab Orders given by Doctors
FAMILY HEALTH CENTRE ENGANDIYUR	90.87%	98.52%	91.64%	95.43%
FAMILY HEALTH CENTRE POOMANGALAM	80.68%	99.90%	91.84%	92.59%
FAMILY HEALTH CENTRE EDAVILANGU	83.08%	99.04%	88.94%	99.76%
URBAN FAMILY HEALTH CENTRE V R PURAM	78.77%	99.60%	86.73%	100.00%
FAMILY HEALTH CENTRE KARALAM	61.91%	99.34%	91.27%	87.13%
URBAN PRIMARY HEALTH CENTRE ANAPUZHA	69.60%	99.90%	85.76%	91.07%
FAMILY HEALTH CENTRE THAIKKAD	91.60%	99.77%	87.94%	55.18%
FAMILY HEALTH CENTRE ARTHAT	57.88%	99.94%	87.36%	80.54%
FAMILY HEALTH CENTRE CHAMAKKALA	61.47%	93.50%	87.26%	76.26%
FAMILY HEALTH CENTRE DESAMANGALAM	52.62%	99.67%	89.26%	84.12%
FAMILY HEALTH CENTRE KUZHOOR	47.55%	96.91%	89.77%	100.00%
FAMILY HEALTH CENTRE METHALA	47.80%	98.46%	82.94%	100.00%
FAMILY HEALTH CENTRE VILVATTOM	38.43%	99.43%	94.96%	90.07%
FAMILY HEALTH CENTRE KOOLIMUTTOM	41.74%	92.82%	87.18%	89.81%
FAMILY HEALTH CENTRE NALUKETTU	57.48%	94.89%	87.43%	72.65%
FAMILY HEALTH CENTRE PARIYARAM THRISSUR	40.46%	94.38%	88.66%	86.09%
FAMILY HEALTH CENTRE POYYA	37.98%	97.51%	88.48%	100.00%
FAMILY HEALTH CENTRE VELOOKKARA	63.12%	95.45%	88.81%	64.58%
FAMILY HEALTH CENTRE PANJAL	64.90%	96.48%	88.91%	55.99%
FAMILY HEALTH CENTRE VENKITANGU	65.61%	99.79%	83.72%	53.57%
FAMILY HEALTH CENTRE AYYANTHOLE	56.73%	99.62%	70.26%	64.41%
FAMILY HEALTH CENTRE MANALLOOR	59.56%	99.56%	80.24%	54.27%
FAMILY HEALTH CENTRE ELANAD	53.36%	92.06%	94.33%	35.76%
FAMILY HEALTH CENTRE POOMALA	58.36%	97.77%	82.77%	48.19%
FAMILY HEALTH CENTRE THALIKULAM	51.59%	97.53%	78.00%	54.09%
FAMILY HEALTH CENTRE VANIYAMAPARA	27.08%	91.13%	63.87%	100.00%
FAMILY HEALTH CENTRE VELUR	5.77%	99.93%	89.87%	93.24%
URBAN PRIMARY HEALTH CENTRE KACHERY	71.69%	79.92%	77.10%	56.75%
FAMILY HEALTH CENTRE KAIPAMANGALAM	60.41%	99.05%	76.43%	37.61%
FAMILY HEALTH CENTRE KODAKARA	32.85%	93.32%	83.20%	52.20%
FAMILY HEALTH CENTRE MAMBRA	31.95%	99.34%	85.96%	51.47%
FAMILY HEALTH CENTRE MELOOR	71.15%	87.94%	79.55%	30.10%
FAMILY HEALTH CENTRE NATTIKA	57.43%	95.17%	87.49%	39.01%
FAMILY HEALTH CENTRE NENMANIKKARA	51.52%	99.61%	82.07%	38.07%
FAMILY HEALTH CENTRE POOKODE	66.28%	98.17%	80.82%	29.08%
FAMILY HEALTH CENTRE THRIKKUR	24.88%	99.90%	82.35%	67.88%
FAMILY HEALTH CENTRE VALLATHOL NAGAR	34.57%	90.92%	70.71%	65.17%
FAMILY HEALTH CENTRE PUNNAYUR	42.49%	99.26%	81.71%	32.21%
URBAN FAMILY HEALTH CENTRE GOSAYIKUNNU	57.26%	99.01%	82.44%	27.67%
FAMILY HEALTH CENTRE THEKKUMKARA	31.90%	94.74%	89.29%	38.72%
URBAN FAMILY HEALTH CENTRE PORKALANGAD	58.64%	82.70%	65.72%	40.29%
FAMILY HEALTH CENTRE MADAVANA	49.93%	81.74%	63.92%	45.95%
FAMILY HEALTH CENTRE KAKKAD	6.81%	91.01%	82.34%	46.59%
URBAN FAMILY HEALTH CENTRE GURUVAYOOR	53.61%	76.23%	59.41%	44.30%

3.3 e-Health Performance Indicators

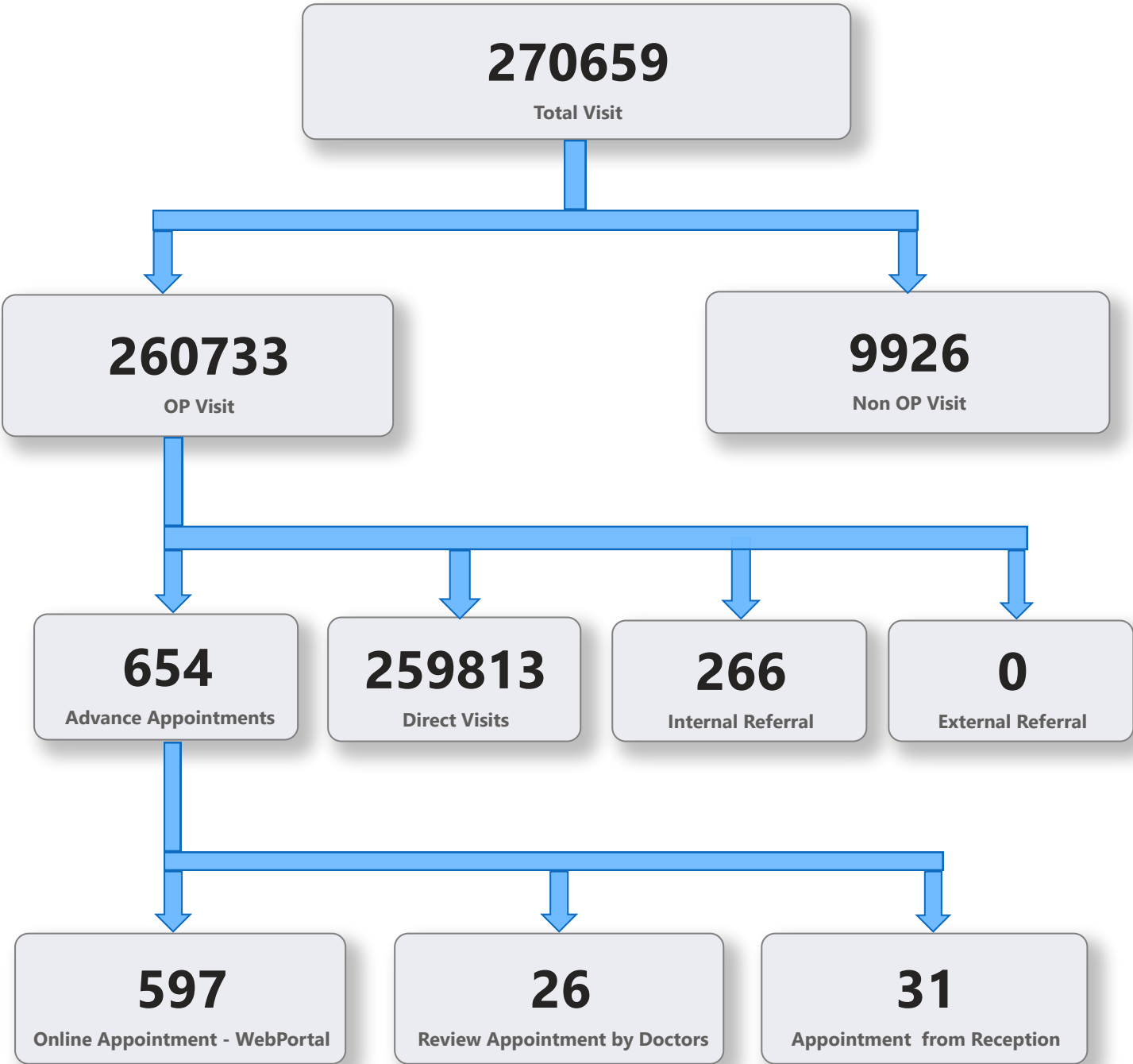
Hospital	UHID Visit %	Consultation %	Pharmacy Prescriptions %	% of Lab Orders given by Doctors
FAMILY HEALTH CENTRE VETILAPPARA	0.00%	0.00%	0.00%	0.00%
FAMILY HEALTH CENTRE VELLANIKKARA	0.00%	0.00%	0.00%	0.00%
FAMILY HEALTH CENTRE VARANDARAPPILLY	0.00%	0.00%	0.00%	0.00%
FAMILY HEALTH CENTRE THIRUVILWAMALA	0.00%	0.00%	0.00%	0.00%
FAMILY HEALTH CENTRE MADAKATHARA	0.00%	0.00%	0.00%	0.00%
FAMILY HEALTH CENTRE KONDAZHY	0.00%	0.00%	0.00%	0.00%
URBAN FAMILY HEALTH CENTRE PARAVATTANI	3.49%	2.11%	0.00%	0.00%
GENERAL HOSPITAL THRISSUR	0.80%	1.43%	0.00%	0.00%
COMMUNITY HEALTH CENTRE CHERPU	3.45%	0.01%	0.01%	0.00%
FAMILY HEALTH CENTRE MUNDUR	17.81%	34.35%	34.06%	18.51%
FAMILY HEALTH CENTRE ADAT	54.42%	24.72%	18.90%	0.00%
FAMILY HEALTH CENTRE VALLACHIRA	3.68%	81.26%	7.05%	11.46%
FAMILY HEALTH CENTRE PAMBOOR	20.29%	78.38%	8.31%	0.00%
COMMUNITY HEALTH CENTRE PAZHANJI	38.99%	64.07%	0.71%	0.00%
TALUK HOSPITAL PUDUKAD	6.43%	68.04%	37.33%	17.61%
FAMILY HEALTH CENTRE P.VEMBELLUR	32.39%	49.33%	38.27%	10.20%
FAMILY HEALTH CENTRE PORKULAM	73.82%	74.83%	3.16%	0.00%
FAMILY HEALTH CENTRE MULLURKARA	10.34%	91.65%	44.15%	0.00%
FAMILY HEALTH CENTRE PATTIKKAD	27.67%	72.19%	65.06%	15.78%
FAMILY HEALTH CENTRE KADANGODE	39.67%	96.49%	44.18%	0.00%
TALUK HEADQUARTERS HOSPITAL CHAVAKKAD	58.68%	56.27%	18.12%	68.02%
FAMILY HEALTH CENTRE ALOOR	45.01%	56.93%	56.15%	37.59%
COMMUNITY HEALTH CENTRE MULLASSERY	21.17%	72.09%	0.28%	100.00%
FAMILY HEALTH CENTRE PARALAM	34.21%	87.27%	68.94%	26.45%
FAMILY HEALTH CENTRE NADATHARA	39.44%	79.03%	66.94%	46.98%
URBAN FAMILY HEALTH CENTRE GURUVAYOOR	53.61%	76.23%	59.41%	44.30%
FAMILY HEALTH CENTRE KAKKAD	6.81%	91.01%	82.34%	46.59%
FAMILY HEALTH CENTRE MADAVANA	49.93%	81.74%	63.92%	45.95%
URBAN FAMILY HEALTH CENTRE PORKALANGAD	58.64%	82.70%	65.72%	40.29%
FAMILY HEALTH CENTRE THEKKUMKARA	31.90%	94.74%	89.29%	38.72%
URBAN FAMILY HEALTH CENTRE GOSAYIKUNNU	57.26%	99.01%	82.44%	27.67%
FAMILY HEALTH CENTRE PUNNAYUR	42.49%	99.26%	81.71%	32.21%
FAMILY HEALTH CENTRE VALLATHOL NAGAR	34.57%	90.92%	70.71%	65.17%
FAMILY HEALTH CENTRE THRIKKUR	24.88%	99.90%	82.35%	67.88%
FAMILY HEALTH CENTRE POOKODE	66.28%	98.17%	80.82%	29.08%
FAMILY HEALTH CENTRE NENMANIKKARA	51.52%	99.61%	82.07%	38.07%
FAMILY HEALTH CENTRE NATTIKA	57.43%	95.17%	87.49%	39.01%
FAMILY HEALTH CENTRE MELOOR	71.15%	87.94%	79.55%	30.10%
FAMILY HEALTH CENTRE MAMBRA	31.95%	99.34%	85.96%	51.47%
FAMILY HEALTH CENTRE KODAKARA	32.85%	93.32%	83.20%	52.20%
FAMILY HEALTH CENTRE KAIPAMANGALAM	60.41%	99.05%	76.43%	37.61%
URBAN PRIMARY HEALTH CENTRE KACHERY	71.69%	79.92%	77.10%	56.75%
FAMILY HEALTH CENTRE VELUR	5.77%	99.93%	89.87%	93.24%

4. Status of Modules Usage in Hospitals

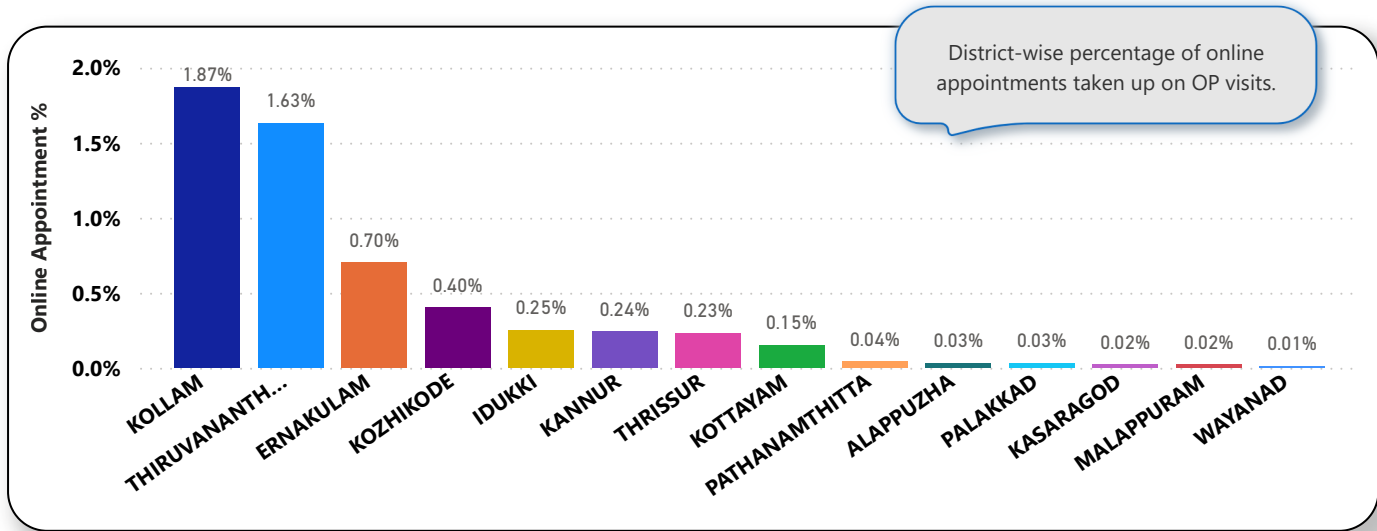
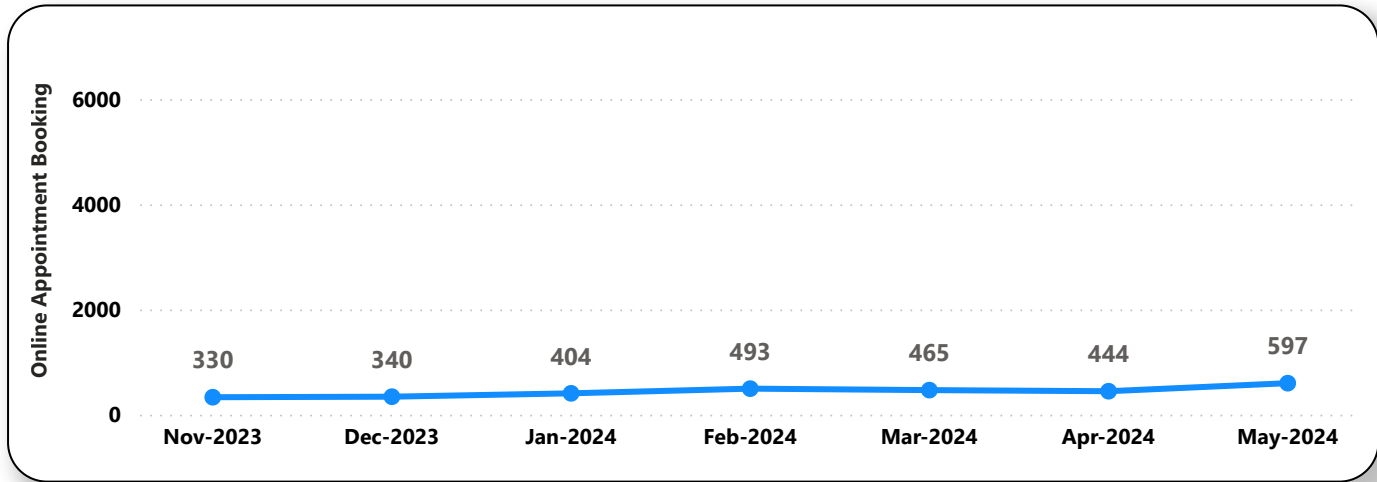
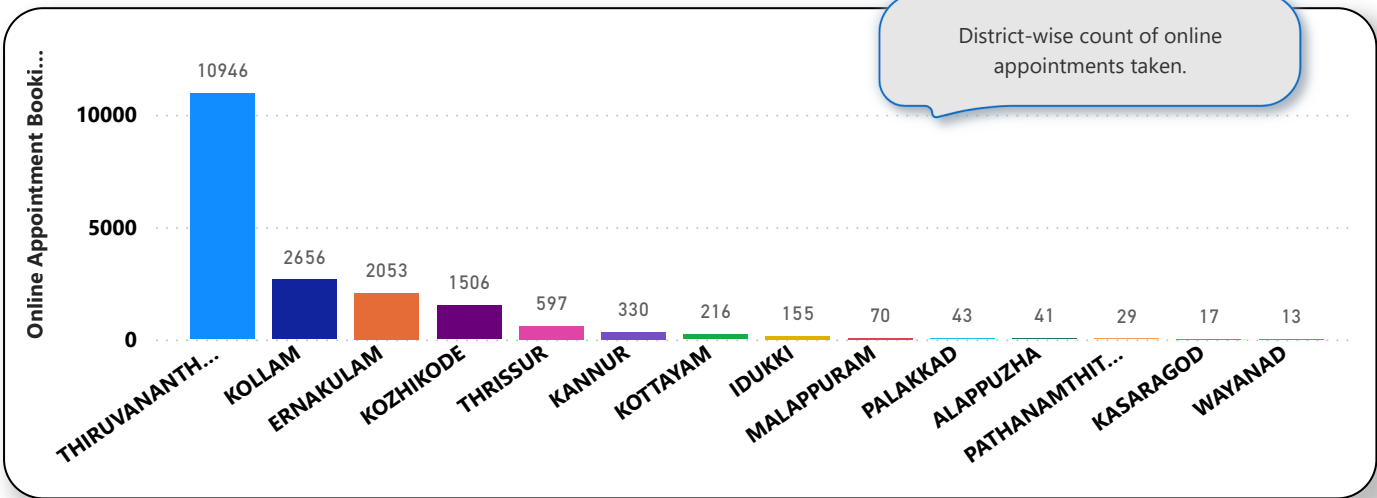
District wise status of live institutions and the count of various modules [Reception, OP Consultation, Lab, Pharmacy] started / functional. This list excludes Medical College Hospitals, CCRC and PH Labs.

District	Live Institutions	Reception	Consultation	Pharmacy	Lab
THIRUVANANTHAPURAM	100	94 (94%)	87 (87%)	73 (73%)	76 (76%)
THRISSUR	69	63 (91%)	60 (87%)	54 (78%)	54 (78%)
ERNAKULAM	55	48 (87%)	33 (60%)	21 (38%)	22 (40%)
KOZHIKODE	55	50 (91%)	38 (69%)	35 (64%)	40 (73%)
MALAPPURAM	53	48 (91%)	47 (89%)	39 (74%)	42 (79%)
PALAKKAD	44	42 (95%)	39 (89%)	33 (75%)	36 (82%)
KANNUR	40	37 (93%)	35 (88%)	29 (73%)	28 (70%)
ALAPPUZHA	31	31 (100%)	31 (100%)	30 (97%)	28 (90%)
KOTTAYAM	31	30 (97%)	27 (87%)	27 (87%)	21 (68%)
KOLLAM	30	30 (100%)	30 (100%)	29 (97%)	29 (97%)
KASARAGOD	23	20 (87%)	17 (74%)	16 (70%)	17 (74%)
IDUKKI	20	20 (100%)	19 (95%)	19 (95%)	16 (80%)
PATHANAMTHITTA	19	19 (100%)	18 (95%)	18 (95%)	17 (89%)
WAYANAD	17	17 (100%)	17 (100%)	17 (100%)	16 (94%)
Total	587	549 (94%)	498 (85%)	440 (75%)	442 (75%)

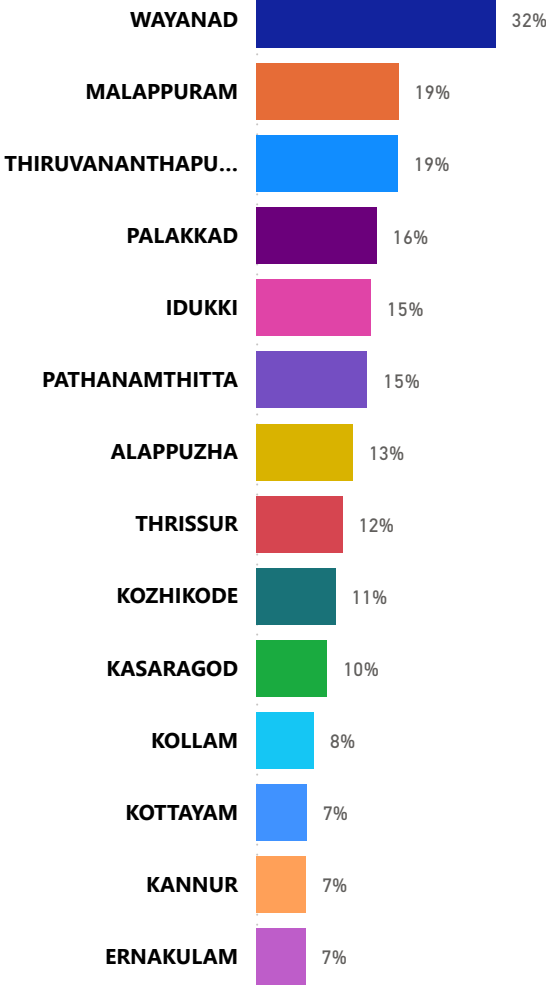
5. Appointment Booking in Hospitals (except Medical Colleges)



5. 1 Online Appointment Booking in Hospitals (except Medical Colleges)



6. eHealth Performance - Reach



Reach indicates the percentage of population availing services through eHealth. The formula used to calculate is (Number of UHID registered / Population) * 100 %.