

1. eHealth Kerala - Vital Statistics

Hospital Type	Live Institutions
Family Health Centre	57
Community Health Centre	17
Urban Primary Health Centre	7
Medical College Hospital	4
Primary Health Centre	4
Taluk Hospital	3
District Hospital	2
General Hospital	2
Taluk Headquarters Hospital	2
District TB Centre	1
Empanelled Diagnostic Centre	1
Government Dispensary	1
Public Health Laboratory	1
Specialty Hospital	1
Specialty Hospital - Mental Health	1
Specialty Hospital - Pulmonary Medicine	1
Specialty Hospital - Women Children	1
Total	106

2. eHealth - District Ranking Matrix Based on Performance of all Institutions (except Medical Colleges)

The ranking matrix showcases the performance of districts in providing eHealth services through all institutions (excluding Medical Colleges) based on six different parameters.

These parameters include:

1.

Number of institutions where the reception module has started.
2.

Percentage of UHID Visits.
3.

Percentage of Doctor Consultations.
4.

Percentage of Pharmacy Prescriptions by doctors.
5.

Percentage of lab orders through doctors.
6.

Number of Live Institutions.

Weightage is assigned to the percentages calculated in intervals of 10. The rank is determined based on the sum of these weightages.

The top-performing districts should aim to maintain their positions, while the average and low-performing districts should strive to reach the 'top four' league.

The ranking matrix for the current month, May 2024, along with the previous two months, is provided in the table below.

District	March	April	May
WAYANAD	1	1	1
IDUKKI	2	2	2
PALAKKAD	2	2	2
ALAPPUZHA	6	6	3
THRISSUR	4	4	3
KOLLAM	5	3	4
MALAPPURAM	6	6	4
KANNUR	7	6	5
KOTTAYAM	6	6	5
PATHANAMTHITTA	3	4	6
KOZHIKODE	5	6	7
THIRUVANANTHAPURAM	4	4	8
KASARAGOD	7	5	9
ERNAKULAM	8	7	10

- Best performing
- Average performing
- Low performing

3. eHealth - Institution Level Ranking (except Medical Colleges)

Hospital	Rank
PRIMARY HEALTH CENTRE VELLAYANI	1
FAMILY HEALTH CENTRE POOZHANAD	2
FAMILY HEALTH CENTRE VEERANAKAVU	2
FAMILY HEALTH CENTRE ANAKUDY	3
FAMILY HEALTH CENTRE KOTTUKAL	3
FAMILY HEALTH CENTRE PULIMATH	3
FAMILY HEALTH CENTRE KALLIKKAD NEW	4
FAMILY HEALTH CENTRE KOLLAYIL	4
FAMILY HEALTH CENTRE CHERUNNIYOOR	5
FAMILY HEALTH CENTRE KUTTICAL	5
FAMILY HEALTH CENTRE VAMANAPURAM	5
URBAN PRIMARY HEALTH CENTRE MAMBAZHAKKARA	5
FAMILY HEALTH CENTRE MADAVOOR	6
FAMILY HEALTH CENTRE PANAVOOR	6
FAMILY HEALTH CENTRE PARANIYAM	6
FAMILY HEALTH CENTRE PERUMPAZHUTHOOR	6
FAMILY HEALTH CENTRE POZHIYOOR	6
PRIMARY HEALTH CENTRE KALLIYOOR	6
URBAN PRIMARY HEALTH CENTRE CHALAI	6
COASTAL SPECIALITY HOSPITAL VALIYATHURA	7
FAMILY HEALTH CENTRE ANAD	7
FAMILY HEALTH CENTRE MARANALLOOR	7
FAMILY HEALTH CENTRE PARASUVAIKKAL PARASALA	7
FAMILY HEALTH CENTRE THONIPARA	7
URBAN PRIMARY HEALTH CENTRE POOVATHOOR	7
COMMUNITY HEALTH CENTRE ANDOORKONAM	8
FAMILY HEALTH CENTRE MUKKOLA	8
COMMUNITY HEALTH CENTRE VENPAKAL	9
FAMILY HEALTH CENTRE CHENKAL	9
FAMILY HEALTH CENTRE JAGATHY	9
FAMILY HEALTH CENTRE VATTIYOORKAVU	9
COMMUNITY HEALTH CENTRE PALLICKAL	10
FAMILY HEALTH CENTRE ARUVIKKARA	10
FAMILY HEALTH CENTRE EDAVA	10
FAMILY HEALTH CENTRE MALAYADI	10
FAMILY HEALTH CENTRE BALARAMAPURAM	11

Hospital	Rank
FAMILY HEALTH CENTRE AMACHAL NEW	32
COMMUNITY HEALTH CENTRE VELLANAD	31
FAMILY HEALTH CENTRE UZHAMALAKKAL	31
FAMILY HEALTH CENTRE VELI	31
MENTAL HEALTH CENTRE PEROORKADA	31
COMMUNITY HEALTH CENTRE ANCHUTHENGU	30
PRIMARY HEALTH CENTRE BHARATHANNOOR	30
TALUK HEADQUARTERS HOSPITAL CHIRAYINKEEZH	30
TALUK HOSPITAL FORT THIRUVANANTHAPURAM	30
DISTRICT HOSPITAL NEDUMANGAD	29
COMMUNITY HEALTH CENTRE KALLARA	28
GENERAL HOSPITAL THIRUVANANTHAPURAM	28
COMMUNITY HEALTH CENTRE KANYAKULANGARA	27
INTEGRATED FAMILY HEALTH CENTRE PANGAPPARA	27
SECRETARIAT HEALTH CENTRE THIRUVANANTHAPURAM	27
TALUK HOSPITAL VITHURA	27
CHEST DISEASES HOSPITAL PULAYANARKOTTAH	26
COMMUNITY HEALTH CENTRE MANAMBOOR	26
COMMUNITY HEALTH CENTRE POOVAR	26
TALUK HEADQUARTERS HOSPITAL VARKALA	26
WOMEN AND CHILDREN HOSPITAL THYCAUD	26
DISTRICT MODEL HOSPITAL PEROORKADA	25
TALUK HOSPITAL NEMOM	25
COMMUNITY HEALTH CENTRE PUTHENTHOPE	24
COMMUNITY HEALTH CENTRE VILAPPIL	24
GENERAL HOSPITAL NEYYATTINKARA	24
COMMUNITY HEALTH CENTRE VELLARADA	23
FAMILY HEALTH CENTRE PUTHUKURICHY	23
FAMILY HEALTH CENTRE KATTAKADA	22
DISTRICT TB CENTRE THIRUVANANTHAPURAM	21
FAMILY HEALTH CENTRE MANGALAPURAM	21
COMMUNITY HEALTH CENTRE ARYANAD	20
FAMILY HEALTH CENTRE CHEMBOOR	20
FAMILY HEALTH CENTRE PERINGAMMALA	20

3.1 eHealth Performance - Reception Module

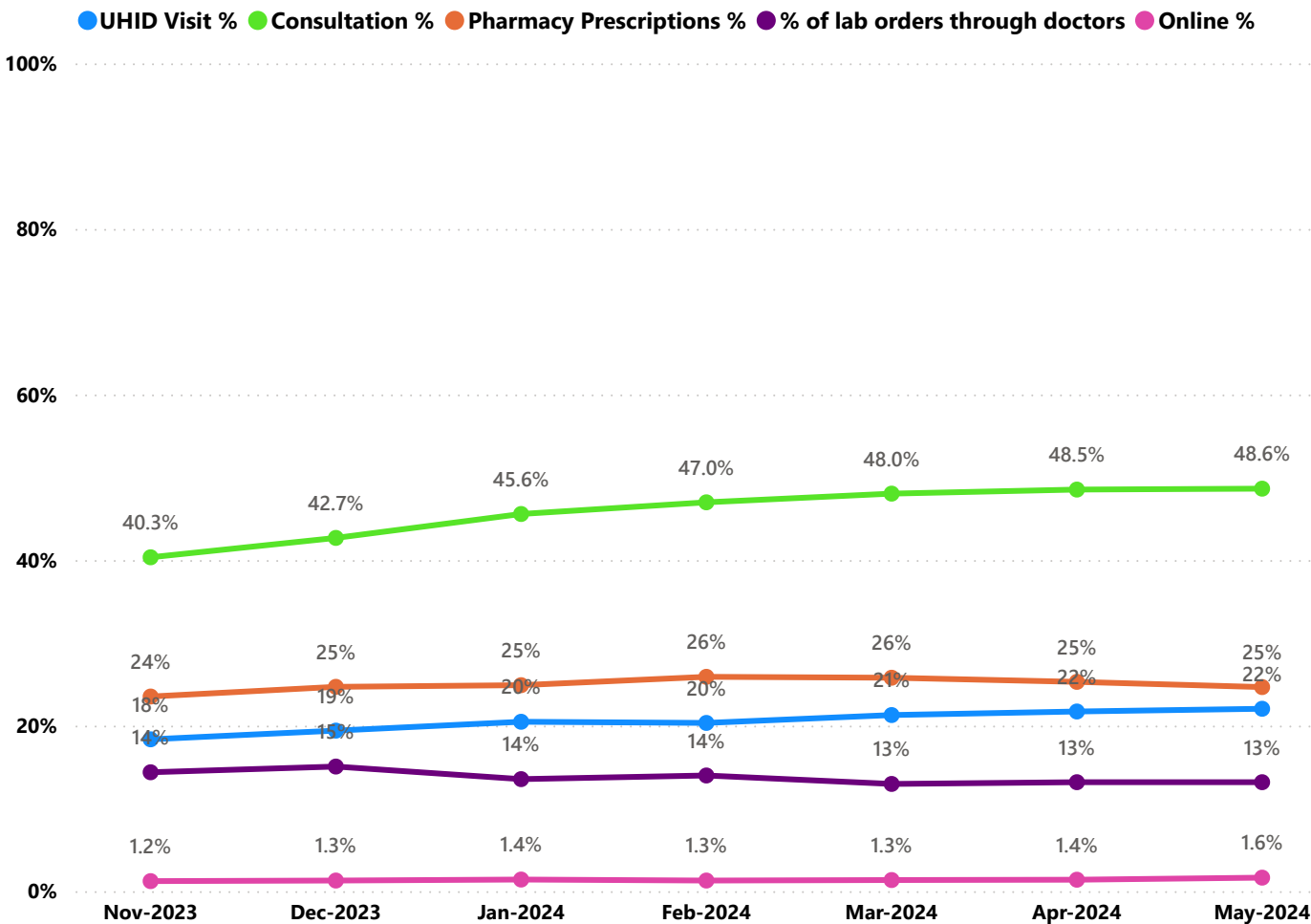
Reception Module is considered to be functional in an institution only if the number of total visits for the month is of minimum 500.

District	Institution Count	Institutions with Reception	% of institutions with Reception
ALAPPUZHA	31	31	100.00%
IDUKKI	20	20	100.00%
KOLLAM	30	30	100.00%
PATHANAMTHITTA	19	19	100.00%
WAYANAD	17	17	100.00%
KOTTAYAM	31	30	96.77%
PALAKKAD	44	42	95.45%
THIRUVANANTHAPURAM	100	94	94.00%
KANNUR	40	37	92.50%
THRISSUR	69	63	91.30%
KOZHIKODE	55	50	90.91%
MALAPPURAM	53	48	90.57%
KASARAGOD	23	20	86.96%
ERNAKULAM	56	48	85.71%

Hospital Name
URBAN HEALTH CENTRE MANNANTHALA
MENTAL HEALTH CENTRE PEROORKADA
FAMILY HEALTH CENTRE VELI
FAMILY HEALTH CENTRE UZHAMALAKKAL
FAMILY HEALTH CENTRE AMACHAL NEW
COMMUNITY HEALTH CENTRE VELLANAD

Institutions where the reception module is either not started or not using

3.2 e-Health Performance Trend



- UHID Visit % is calculated as $(UHID\ Visits / Total\ Visit) \times 100$
- Consultation % is calculated as $(Doctor\ Consultation / OP\ Visits) \times 100$
- Pharmacy % is calculated as $(Pharmacy\ Prescriptions / Total\ OP\ Visits) \times 100$
- Lab % is calculated as $(Lab\ orders\ given\ by\ doctors / Total\ Lab\ Orders) \times 100$
- Online % is calculated as $(Online\ appointments\ via\ web\ portal / Total\ OP\ Visits) \times 100$

3.3 e-Health Performance Indicators

Hospital	UHID Visit %	Consultation %	Pharmacy Prescriptions %	% of Lab Orders given by Doctors
PRIMARY HEALTH CENTRE VELLAYANI	41.50%	99.95%	87.80%	100.00%
FAMILY HEALTH CENTRE POOZHANAD	56.32%	93.25%	80.49%	70.36%
FAMILY HEALTH CENTRE VEERANAKAVU	72.74%	96.09%	98.55%	46.98%
FAMILY HEALTH CENTRE ANAKUDY	96.06%	91.13%	79.62%	36.29%
FAMILY HEALTH CENTRE KOTTUKAL	72.57%	99.64%	85.30%	41.90%
FAMILY HEALTH CENTRE PULIMATH	75.61%	97.17%	90.55%	30.12%
FAMILY HEALTH CENTRE KALLIKKAD NEW	59.26%	98.37%	87.98%	56.13%
FAMILY HEALTH CENTRE KOLLAYIL	52.66%	99.55%	91.01%	42.17%
FAMILY HEALTH CENTRE CHERUNNIYOOR	41.12%	78.42%	62.86%	100.00%
FAMILY HEALTH CENTRE KUTTICHAL	44.05%	99.13%	84.43%	52.76%
FAMILY HEALTH CENTRE VAMANAPURAM	40.03%	96.87%	65.18%	76.69%
URBAN PRIMARY HEALTH CENTRE MAMBAZHAKKARA	2.40%	99.90%	81.36%	100.00%
FAMILY HEALTH CENTRE MADAVOOR	17.98%	84.20%	73.35%	100.00%
FAMILY HEALTH CENTRE PANA VOOR	45.62%	93.06%	87.38%	48.97%
FAMILY HEALTH CENTRE PARANIYAM	31.68%	98.92%	59.29%	87.82%
FAMILY HEALTH CENTRE PERUMPAZHUTHOOR	53.10%	86.05%	68.40%	63.16%
FAMILY HEALTH CENTRE POZHIOOR	21.27%	99.70%	87.44%	65.78%
PRIMARY HEALTH CENTRE KALLIYOOR	41.55%	99.82%	75.89%	57.79%
URBAN PRIMARY HEALTH CENTRE CHALAI	47.86%	96.30%	36.37%	100.00%
COASTAL SPECIALITY HOSPITAL VALIYATHURA	4.43%	97.27%	61.25%	100.00%
FAMILY HEALTH CENTRE ANAD	43.95%	86.06%	77.47%	56.45%
FAMILY HEALTH CENTRE MARANALLOOR	57.52%	98.31%	82.82%	22.70%
FAMILY HEALTH CENTRE PARASUVAIKKAL PARASALA	64.11%	99.77%	92.07%	0.00%
FAMILY HEALTH CENTRE THONIPARA	51.05%	92.36%	46.79%	61.76%
URBAN PRIMARY HEALTH CENTRE POOVATHOOR	24.26%	71.74%	64.57%	100.00%
COMMUNITY HEALTH CENTRE ANDOORKONAM	20.68%	90.95%	65.51%	62.99%
FAMILY HEALTH CENTRE MUKKOLA	36.72%	84.45%	75.67%	54.24%
COMMUNITY HEALTH CENTRE VENPAKAL	51.47%	89.63%	65.85%	37.97%
FAMILY HEALTH CENTRE CHENKAL	23.08%	99.82%	85.46%	36.25%
FAMILY HEALTH CENTRE JAGATHY	6.38%	92.36%	81.10%	58.76%
FAMILY HEALTH CENTRE VATTIYOORKAVU	13.61%	74.97%	72.49%	75.16%
COMMUNITY HEALTH CENTRE PALLICKAL	51.06%	81.67%	58.98%	36.82%
FAMILY HEALTH CENTRE ARUVIKKARA	43.93%	88.59%	40.13%	50.47%
FAMILY HEALTH CENTRE EDAVA	41.80%	86.00%	79.86%	28.80%
FAMILY HEALTH CENTRE MALAYADI	51.25%	96.03%	79.39%	0.00%
FAMILY HEALTH CENTRE BALARAMAPURAM	36.06%	97.41%	68.49%	25.00%
FAMILY HEALTH CENTRE KADAKAMPALLY	12.44%	99.45%	88.72%	26.78%
FAMILY HEALTH CENTRE KARAKULAM	21.92%	81.94%	19.27%	90.31%
FAMILY HEALTH CENTRE KUNNATHUKAL	32.20%	83.30%	67.19%	36.75%
FAMILY HEALTH CENTRE PERUMATHURA	19.88%	88.65%	58.75%	63.82%
URBAN PRIMARY HEALTH CENTRE MUTTADA	27.80%	97.35%	49.60%	53.35%
FAMILY HEALTH CENTRE KILIMANOOR	42.81%	85.44%	69.44%	12.50%

3.3 e-Health Performance Indicators

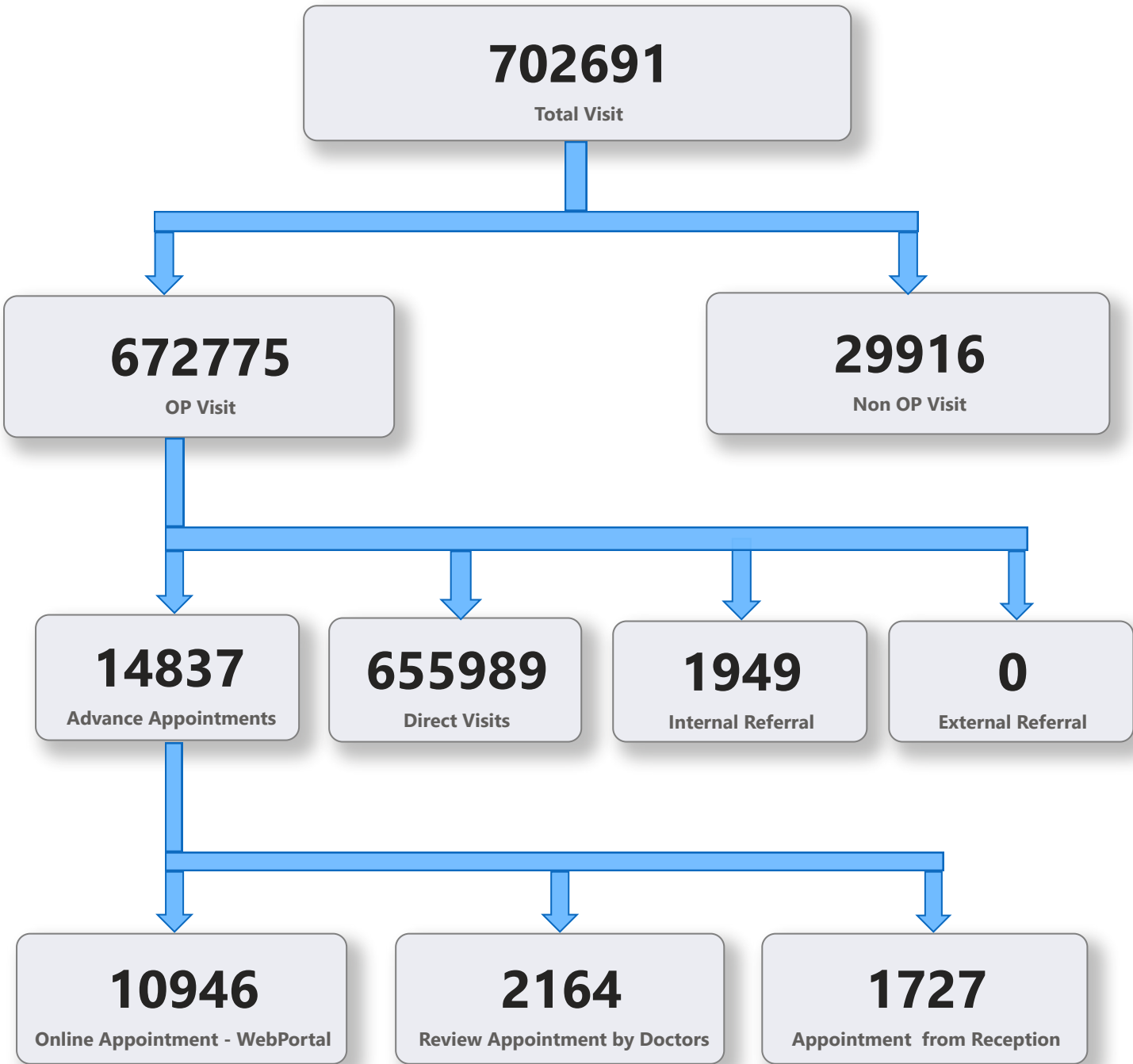
Hospital	UHID Visit %	Consultation %	Pharmacy Prescriptions %	% of Lab Orders given by Doctors
FAMILY HEALTH CENTRE AMACHAL NEW	27.34%	0.00%	0.00%	0.00%
MENTAL HEALTH CENTRE PEROORKADA	0.00%	3.40%	1.94%	100.00%
FAMILY HEALTH CENTRE VELI	0.00%	0.00%	0.00%	0.00%
FAMILY HEALTH CENTRE UZHAMALAKKAL	0.00%	0.00%	0.00%	0.00%
COMMUNITY HEALTH CENTRE VELLANAD	0.00%	0.00%	0.00%	0.00%
TALUK HOSPITAL FORT THIRUVANANTHAPURAM	3.78%	0.00%	0.00%	0.00%
TALUK HEADQUARTERS HOSPITAL CHIRAYINKEEZH	3.49%	4.06%	0.00%	0.00%
PRIMARY HEALTH CENTRE BHARATHANNOOR	6.32%	0.00%	0.00%	0.00%
COMMUNITY HEALTH CENTRE ANCHUTHENGU	8.87%	6.12%	3.65%	4.71%
DISTRICT HOSPITAL NEDUMANGAD	2.15%	12.43%	0.00%	0.20%
GENERAL HOSPITAL THIRUVANANTHAPURAM	16.22%	10.33%	1.75%	0.81%
COMMUNITY HEALTH CENTRE KALLARA	26.80%	0.00%	0.00%	0.00%
TALUK HOSPITAL VITHURA	29.00%	19.01%	5.34%	0.17%
SECRETARIAT HEALTH CENTRE THIRUVANANTHAPURAM	22.16%	11.31%	9.97%	0.00%
INTEGRATED FAMILY HEALTH CENTRE PANGAPPARA	21.06%	3.05%	0.06%	16.67%
COMMUNITY HEALTH CENTRE KANYAKULANGARA	15.44%	11.94%	10.39%	0.54%
WOMEN AND CHILDREN HOSPITAL THYCAUD	12.66%	33.13%	0.00%	0.24%
TALUK HEADQUARTERS HOSPITAL VARKALA	9.04%	45.94%	0.00%	5.90%
COMMUNITY HEALTH CENTRE POOVAR	26.17%	21.49%	1.01%	0.00%
COMMUNITY HEALTH CENTRE MANAMBOOR	30.55%	5.42%	3.29%	12.12%
CHEST DISEASES HOSPITAL PULAYANARKOTTAH	14.85%	38.66%	6.72%	4.28%
TALUK HOSPITAL NEMOM	5.74%	32.19%	20.20%	6.66%
DISTRICT MODEL HOSPITAL PEROORKADA	14.16%	35.29%	12.32%	2.17%
GENERAL HOSPITAL NEYYATTINKARA	26.57%	43.03%	6.52%	6.49%
COMMUNITY HEALTH CENTRE VILAPPIL	44.56%	23.87%	2.51%	0.00%
COMMUNITY HEALTH CENTRE PUTHENTHOPE	2.10%	56.29%	10.20%	3.71%
FAMILY HEALTH CENTRE PUTHUKURICHY	0.49%	71.42%	0.79%	0.00%
COMMUNITY HEALTH CENTRE VELLARADA	4.72%	71.58%	0.00%	0.00%
FAMILY HEALTH CENTRE KATTAKADA	25.99%	40.47%	24.32%	9.88%
FAMILY HEALTH CENTRE MANGALAPURAM	21.20%	58.09%	24.34%	9.56%
DISTRICT TB CENTRE THIRUVANANTHAPURAM	5.67%	94.83%	0.00%	0.00%
URBAN PRIMARY HEALTH CENTRE THRIKKANNAPURAM	4.61%	57.01%	34.60%	31.02%
FAMILY HEALTH CENTRE POONTHURA	0.75%	49.09%	13.87%	61.70%
FAMILY HEALTH CENTRE PERINGAMMALA	62.78%	55.85%	2.44%	9.36%
FAMILY HEALTH CENTRE CHEMBOOR	31.04%	77.29%	19.02%	2.48%
COMMUNITY HEALTH CENTRE ARYANAD	54.04%	35.34%	12.62%	27.99%
COMMUNITY HEALTH CENTRE PERUMKADAVILA	1.88%	92.89%	29.66%	12.80%
COMMUNITY HEALTH CENTRE KESAVAPURAM	20.87%	87.30%	21.48%	5.01%
COMMUNITY HEALTH CENTRE IRANIMUTTOM	9.89%	97.11%	31.97%	0.27%
URBAN HEALTH CENTRE MANNANTHALA	81.80%	37.35%	30.50%	100.00%
FAMILY HEALTH CENTRE VETTOOR	38.83%	72.06%	27.52%	19.23%

4. Status of Modules Usage in Hospitals

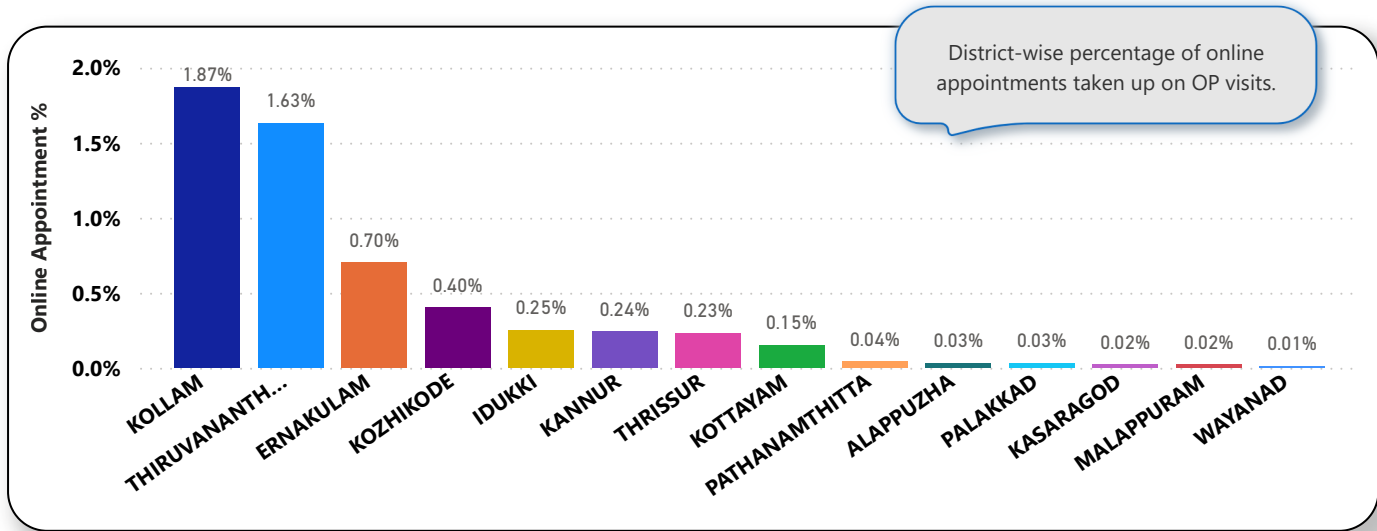
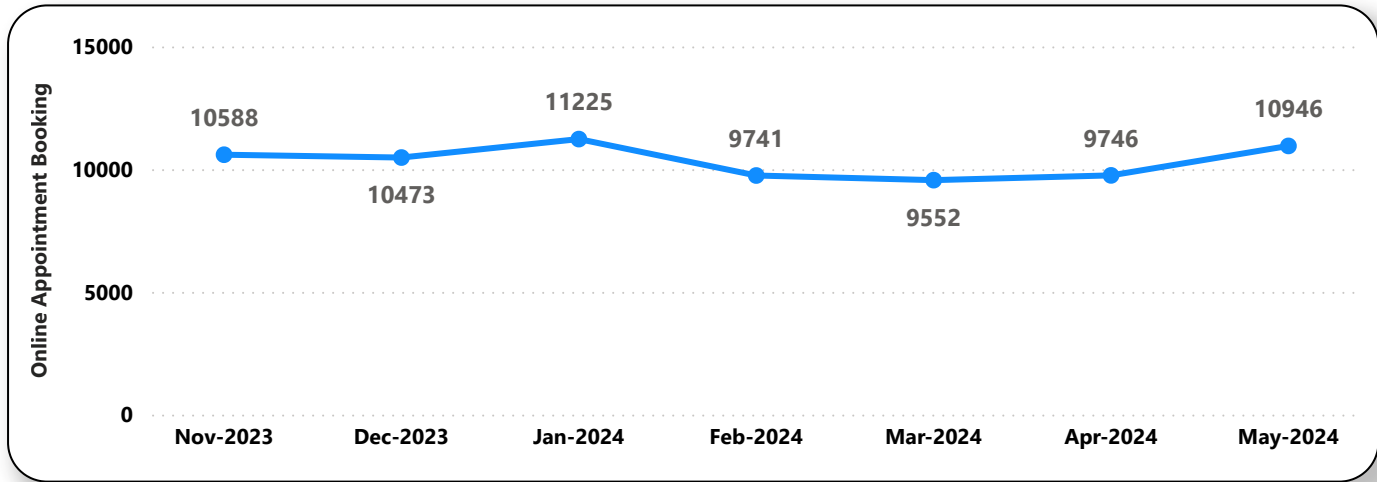
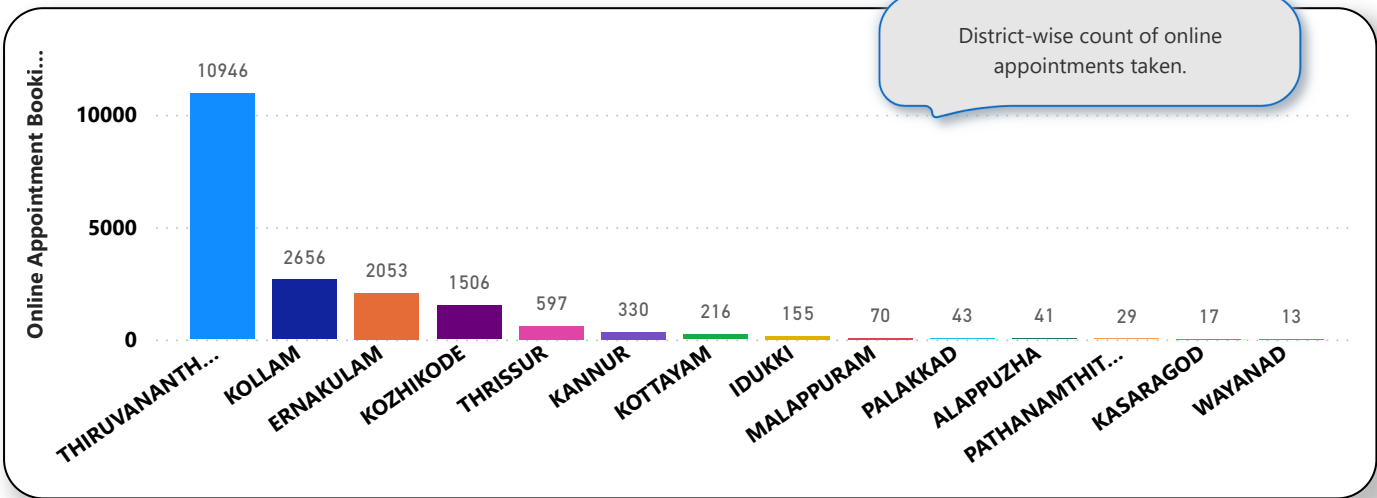
District wise status of live institutions and the count of various modules [Reception, OP Consultation, Lab, Pharmacy] started / functional. This list excludes Medical College Hospitals, CCRC and PH Labs.

District	Live Institutions	Reception	Consultation	Pharmacy	Lab
THIRUVANANTHAPURAM	100	94 (94%)	87 (87%)	73 (73%)	76 (76%)
THRISSUR	69	63 (91%)	60 (87%)	54 (78%)	54 (78%)
ERNAKULAM	55	48 (87%)	33 (60%)	21 (38%)	22 (40%)
KOZHIKODE	55	50 (91%)	38 (69%)	35 (64%)	40 (73%)
MALAPPURAM	53	48 (91%)	47 (89%)	39 (74%)	42 (79%)
PALAKKAD	44	42 (95%)	39 (89%)	33 (75%)	36 (82%)
KANNUR	40	37 (93%)	35 (88%)	29 (73%)	28 (70%)
ALAPPUZHA	31	31 (100%)	31 (100%)	30 (97%)	28 (90%)
KOTTAYAM	31	30 (97%)	27 (87%)	27 (87%)	21 (68%)
KOLLAM	30	30 (100%)	30 (100%)	29 (97%)	29 (97%)
KASARAGOD	23	20 (87%)	17 (74%)	16 (70%)	17 (74%)
IDUKKI	20	20 (100%)	19 (95%)	19 (95%)	16 (80%)
PATHANAMTHITTA	19	19 (100%)	18 (95%)	18 (95%)	17 (89%)
WAYANAD	17	17 (100%)	17 (100%)	17 (100%)	16 (94%)
Total	587	549 (94%)	498 (85%)	440 (75%)	442 (75%)

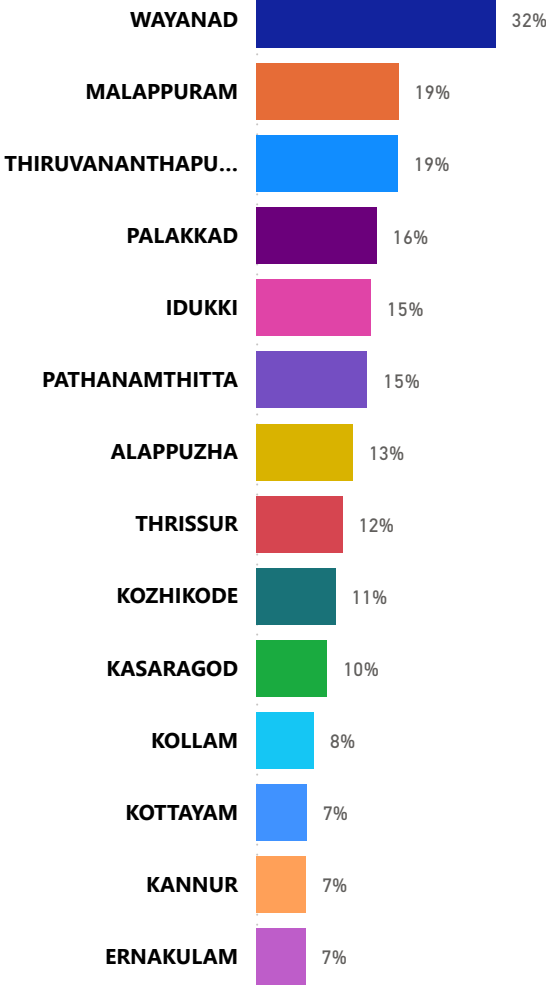
5. Appointment Booking in Hospitals (except Medical Colleges)



5. 1 Online Appointment Booking in Hospitals (except Medical Colleges)



6. eHealth Performance - Reach



Reach indicates the percentage of population availing services through eHealth. The formula used to calculate is (Number of UHID registered / Population) * 100 %.