

1. eHealth Kerala - Vital Statistics

Hospital Type	Live Institutions
Family Health Centre	28
Community Health Centre	2
Urban Primary Health Centre	2
District Hospital	1
Medical College Hospital	1
Specialty Hospital - Women Children	1
Taluk Hospital	1
Total	36

2. eHealth - District Ranking Matrix Based on Performance of all Institutions (except Medical Colleges)

The ranking matrix showcases the performance of districts in providing eHealth services through all institutions (excluding Medical Colleges) based on six different parameters.

These parameters include:

1.

Number of institutions where the reception module is currently using.
2.

Percentage of UHID Visits.
3.

Percentage of Doctor Consultations.
4.

Percentage of Pharmacy Prescriptions by doctors.
5.

Percentage of lab orders through doctors.
6.

Number of Live Institutions.

Weightage is assigned to the percentages calculated in intervals of 10. The rank is determined based on the sum of these weightages.

The top-performing districts should aim to maintain their positions, while the average and low-performing districts should strive to reach the 'top four' league.

The ranking matrix for the current month, November 2024, along with the previous two months, is provided in the table below.

District	September	October	November
WAYANAD	2	1	1
IDUKKI	1	3	2
PALAKKAD	3	2	2
THRISSUR	4	4	3
MALAPPURAM	5	4	4
ALAPPUZHA	4	4	5
KOLLAM	6	5	6
KOTTAYAM	6	7	7
KOZHIKODE	7	7	7
PATHANAMTHITTA	8	6	7
KANNUR	9	8	8
THIRUVANANTHAPURAM	10	8	8
KASARAGOD	11	9	9
ERNAKULAM	12	10	10

- Best performing
- Average performing
- Low performing

3. eHealth - Institution Level Ranking (except Medical Colleges)

Hospital	Rank
FAMILY HEALTH CENTRE PURAKKAD	1
FAMILY HEALTH CENTRE VETTAKKAL	1
FAMILY HEALTH CENTRE KARTHIKAPPALLY	2
FAMILY HEALTH CENTRE PALAMEL	2
FAMILY HEALTH CENTRE PUNNAPRA NORTH	2
FAMILY HEALTH CENTRE THOTTAPPALLY	2
FAMILY HEALTH CENTRE CHERUTHANA	3
FAMILY HEALTH CENTRE CHETTIKULANGARA	3
FAMILY HEALTH CENTRE KANDALLOOR	3
FAMILY HEALTH CENTRE VEEYAPURAM	3
FAMILY HEALTH CENTRE ARATTUPUZHA	4
FAMILY HEALTH CENTRE AROOR	4
FAMILY HEALTH CENTRE BHARANIKAVU	4
FAMILY HEALTH CENTRE PALLITHODU	4
FAMILY HEALTH CENTRE PANAVALLY	4
URBAN PRIMARY HEALTH CENTRE MULLATHU VALAPPU	4
FAMILY HEALTH CENTRE KANJIKUZH	5
FAMILY HEALTH CENTRE MARARIKULAM NORTH	5
FAMILY HEALTH CENTRE NOORANAD	5
FAMILY HEALTH CENTRE PALLIPURAM	5
FAMILY HEALTH CENTRE PERUMBALAM	5
FAMILY HEALTH CENTRE THAMARAKULAM	6
URBAN PRIMARY HEALTH CENTRE CHERAVALLY	6
FAMILY HEALTH CENTRE KALAVOOR	7
FAMILY HEALTH CENTRE CHERTHALA SOUTH	8
FAMILY HEALTH CENTRE DEVIKULANGARA	9
FAMILY HEALTH CENTRE VAYALAR	10
TALUK HOSPITAL THURAVOOR	10
FAMILY HEALTH CENTRE EZHUPUNNA	11
WOMEN AND CHILDREN HOSPITAL ALAPPUZHA	12
FAMILY HEALTH CENTRE CHERIYANAD	13
COMMUNITY HEALTH CENTRE THRIKKUNNAPUZHA	14
DISTRICT HOSPITAL MAVELIKARA	14
COMMUNITY HEALTH CENTRE MUTHUKULAM	15
FAMILY HEALTH CENTRE KADAMPOOR	16

Hospital	Rank
FAMILY HEALTH CENTRE KADAMPOOR	16
COMMUNITY HEALTH CENTRE MUTHUKULAM	15
COMMUNITY HEALTH CENTRE THRIKKUNNAPUZHA	14
DISTRICT HOSPITAL MAVELIKARA	14
FAMILY HEALTH CENTRE CHERIYANAD	13
WOMEN AND CHILDREN HOSPITAL ALAPPUZHA	12
FAMILY HEALTH CENTRE EZHUPUNNA	11
FAMILY HEALTH CENTRE VAYALAR	10
TALUK HOSPITAL THURAVOOR	10
FAMILY HEALTH CENTRE DEVIKULANGARA	9
FAMILY HEALTH CENTRE CHERTHALA SOUTH	8
FAMILY HEALTH CENTRE KALAVOOR	7
FAMILY HEALTH CENTRE THAMARAKULAM	6
URBAN PRIMARY HEALTH CENTRE CHERAVALLY	6
FAMILY HEALTH CENTRE KANJIKUZH	5
FAMILY HEALTH CENTRE MARARIKULAM NORTH	5
FAMILY HEALTH CENTRE NOORANAD	5
FAMILY HEALTH CENTRE PALLIPURAM	5
FAMILY HEALTH CENTRE PERUMBALAM	5
FAMILY HEALTH CENTRE ARATTUPUZHA	4
FAMILY HEALTH CENTRE AROOR	4
FAMILY HEALTH CENTRE BHARANIKAVU	4
FAMILY HEALTH CENTRE PALLITHODU	4
FAMILY HEALTH CENTRE PANAVALLY	4
URBAN PRIMARY HEALTH CENTRE MULLATHU VALAPPU	4
FAMILY HEALTH CENTRE CHERUTHANA	3
FAMILY HEALTH CENTRE CHETTIKULANGARA	3
FAMILY HEALTH CENTRE KANDALLOOR	3
FAMILY HEALTH CENTRE VEEYAPURAM	3
FAMILY HEALTH CENTRE KARTHIKAPPALLY	2
FAMILY HEALTH CENTRE PALAMEL	2
FAMILY HEALTH CENTRE PUNNAPRA NORTH	2
FAMILY HEALTH CENTRE THOTTAPPALLY	2
FAMILY HEALTH CENTRE PURAKKAD	1
FAMILY HEALTH CENTRE VETTAKKAL	1

3.1 eHealth Performance - Reception Module

Reception Module is considered to be functional in an institution only if the number of total visits for the month is of minimum 500.

District	Institution Count	Institutions with Reception	% of institutions with Reception
IDUKKI	22	22	100.00%
KOLLAM	31	31	100.00%
THRISSUR	71	71	100.00%
KANNUR	43	42	97.67%
KOZHIKODE	61	59	96.72%
MALAPPURAM	57	55	96.49%
KASARAGOD	24	23	95.83%
WAYANAD	23	22	95.65%
PATHANAMTHITTA	20	19	95.00%
ERNAKULAM	73	69	94.52%
ALAPPUZHA	35	33	94.29%
THIRUVANANTHAPURAM	101	94	93.07%
PALAKKAD	45	41	91.11%
KOTTAYAM	35	31	88.57%

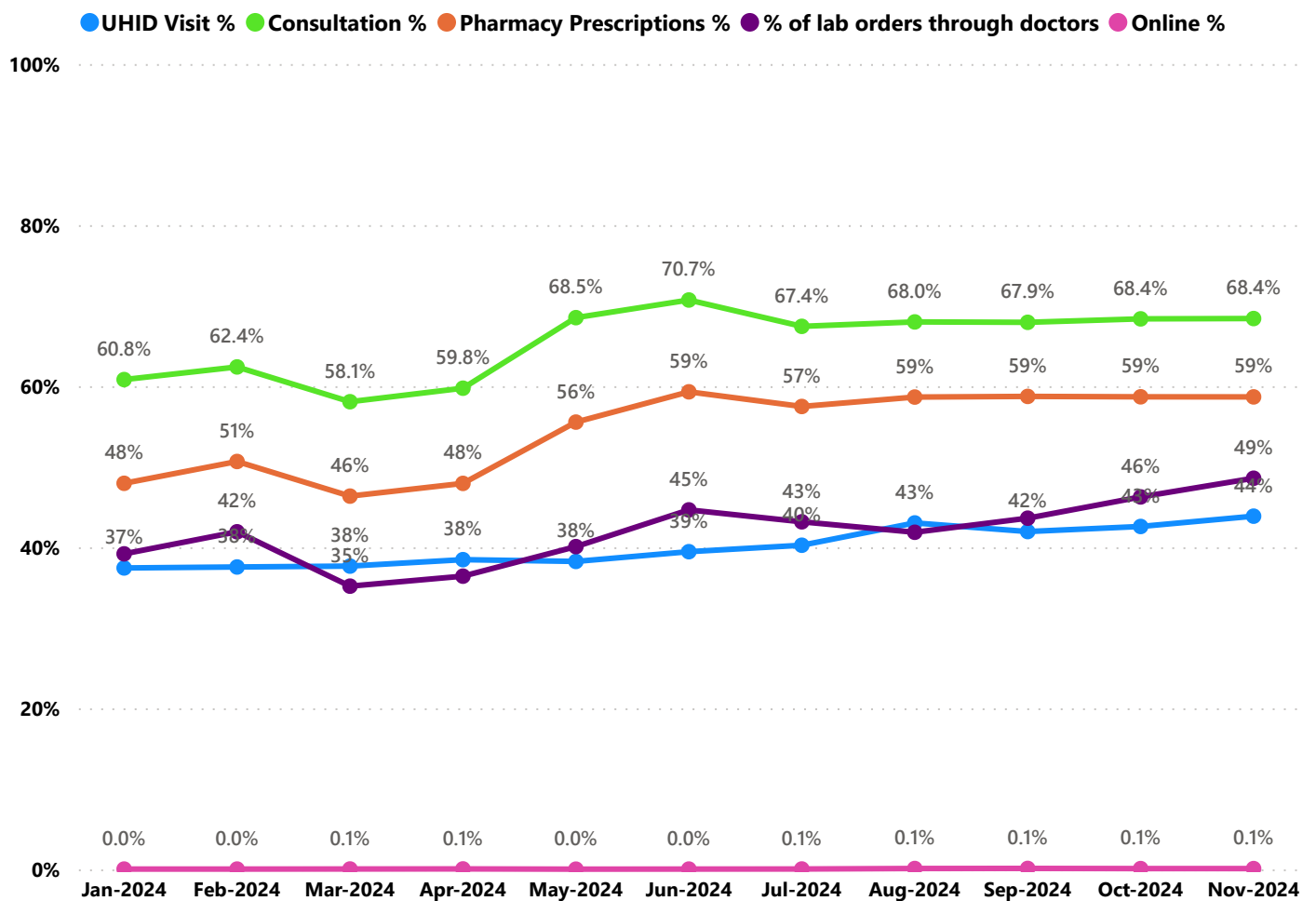
Hospital Name

FAMILY HEALTH CENTRE KADAMPOOR

COMMUNITY HEALTH CENTRE MUTHUKULAM

Institutions where the reception module is either not started or not using

3.2 e-Health Performance Trend



- UHID Visit % is calculated as $(UHID\ Visits / Total\ Visit) * 100$
- Consultation % is calculated as $(Doctor\ Consultation / OP\ Visits) * 100$
- Pharmacy % is calculated as $(Pharmacy\ Prescriptions / Total\ OP\ Visits) * 100$
- Lab % is calculated as $(Lab\ orders\ given\ by\ doctors / Total\ Lab\ Orders) * 100$
- Online % is calculated as $(Online\ appointments\ via\ web\ portal / Total\ OP\ Visits) * 100$

3.3 e-Health Performance Indicators

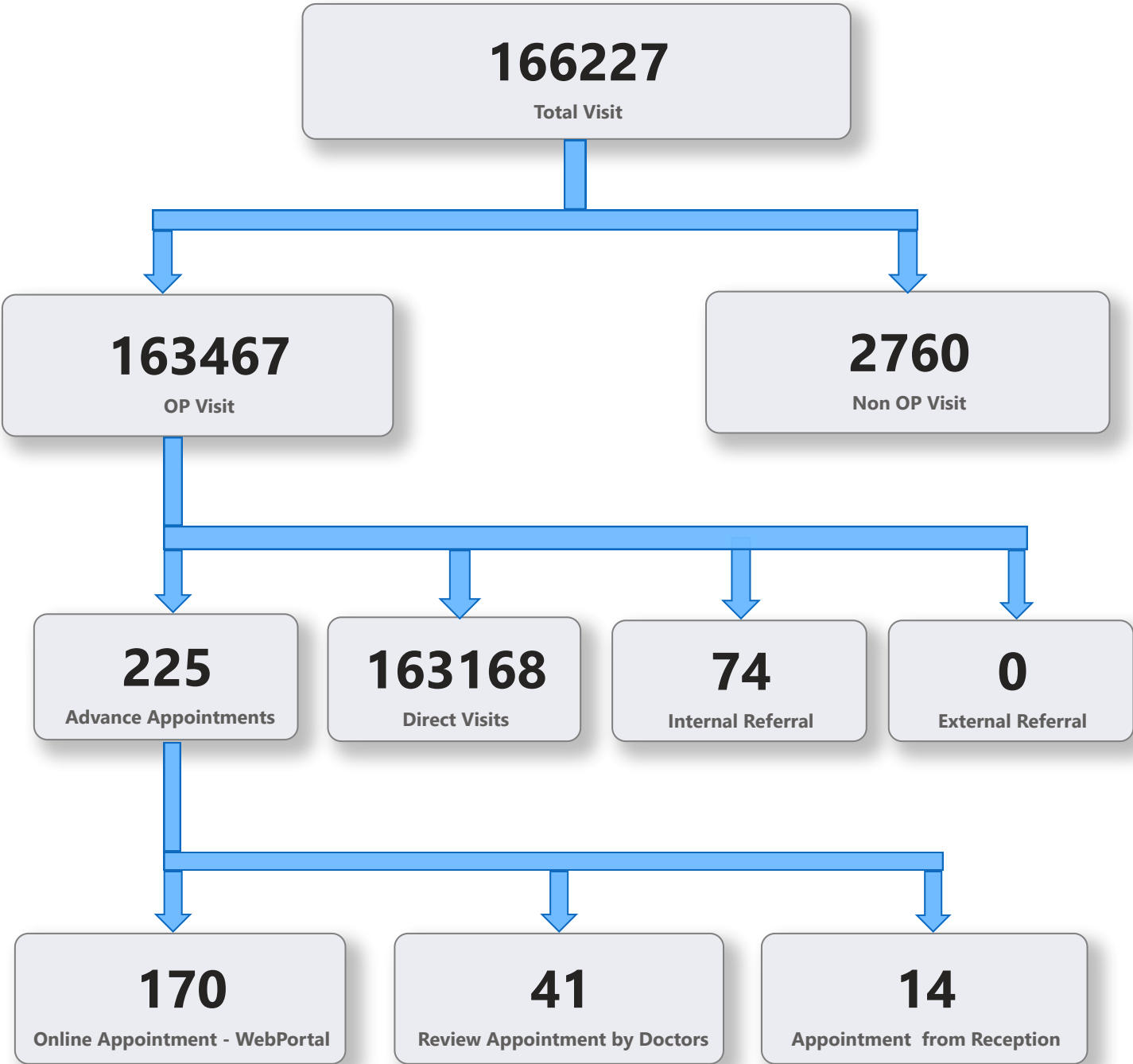
Hospital	UHID Visit %	Consultation %	Pharmacy Prescriptions %	% of Lab Orders given by Doctors
FAMILY HEALTH CENTRE PURAKKAD	88.51%	99.70%	99.50%	99.29%
FAMILY HEALTH CENTRE VETTAKKAL	89.02%	97.30%	94.91%	92.93%
FAMILY HEALTH CENTRE KARTHIKAPPALLY	77.46%	98.77%	90.66%	99.47%
FAMILY HEALTH CENTRE PALAMEL	70.25%	99.84%	90.84%	92.78%
FAMILY HEALTH CENTRE PUNNAPRA NORTH	78.44%	97.90%	91.93%	100.00%
FAMILY HEALTH CENTRE THOTTAPPALLY	87.25%	99.77%	99.31%	84.06%
FAMILY HEALTH CENTRE CHERUTHANA	65.32%	96.88%	94.28%	100.00%
FAMILY HEALTH CENTRE CHETTIKULANGARA	63.42%	96.68%	94.14%	100.00%
FAMILY HEALTH CENTRE KANDALLOOR	74.16%	98.36%	88.08%	100.00%
FAMILY HEALTH CENTRE VEEYAPURAM	60.84%	95.74%	92.11%	100.00%
FAMILY HEALTH CENTRE ARATTUPUZHA	64.47%	95.03%	88.65%	98.25%
FAMILY HEALTH CENTRE AROOR	65.08%	96.18%	89.13%	98.99%
FAMILY HEALTH CENTRE BHARANIKAVU	55.77%	99.43%	90.85%	99.72%
FAMILY HEALTH CENTRE PALLITHODU	51.08%	99.34%	90.82%	100.00%
FAMILY HEALTH CENTRE PANAVALLY	64.17%	92.69%	90.46%	80.29%
URBAN PRIMARY HEALTH CENTRE MULLATHU VALAPPU	69.67%	90.13%	83.00%	97.54%
FAMILY HEALTH CENTRE KANJIKUZH	63.30%	95.51%	87.41%	85.79%
FAMILY HEALTH CENTRE MARARIKULAM NORTH	52.07%	97.29%	90.55%	81.12%
FAMILY HEALTH CENTRE NOORANAD	50.42%	96.64%	87.58%	91.59%
FAMILY HEALTH CENTRE PALLIPURAM	66.08%	99.21%	91.22%	75.35%
FAMILY HEALTH CENTRE PERUMBALAM	75.30%	81.56%	75.50%	98.99%
FAMILY HEALTH CENTRE THAMARAKULAM	62.27%	96.87%	78.03%	79.10%
URBAN PRIMARY HEALTH CENTRE CHERAVALLY	60.21%	87.07%	76.88%	89.10%
FAMILY HEALTH CENTRE KALAVOOR	34.40%	91.33%	32.52%	100.00%
FAMILY HEALTH CENTRE CHERTHALA SOUTH	48.75%	95.32%	85.45%	24.44%
FAMILY HEALTH CENTRE DEVIKULANGARA	52.90%	39.64%	36.98%	100.00%
FAMILY HEALTH CENTRE VAYALAR	21.19%	78.61%	63.19%	46.81%
TALUK HOSPITAL THURAVOOR	18.31%	71.70%	63.65%	50.28%
FAMILY HEALTH CENTRE EZHUPUNNA	49.57%	44.45%	39.10%	19.86%
WOMEN AND CHILDREN HOSPITAL ALAPPUZHA	17.87%	40.44%	17.72%	42.72%
FAMILY HEALTH CENTRE CHERIYANAD	26.05%	0.33%	0.43%	33.33%
COMMUNITY HEALTH CENTRE THRIKKUNNAPUZHA	17.55%	0.00%	0.00%	0.00%
DISTRICT HOSPITAL MAVELIKARA	13.20%	7.32%	3.75%	0.01%
COMMUNITY HEALTH CENTRE MUTHUKULAM	100.00%	0.00%	0.00%	0.00%
FAMILY HEALTH CENTRE KADAMPOOR	60.00%	0.00%	20.00%	0.00%

4. Status of Modules Usage in Hospitals

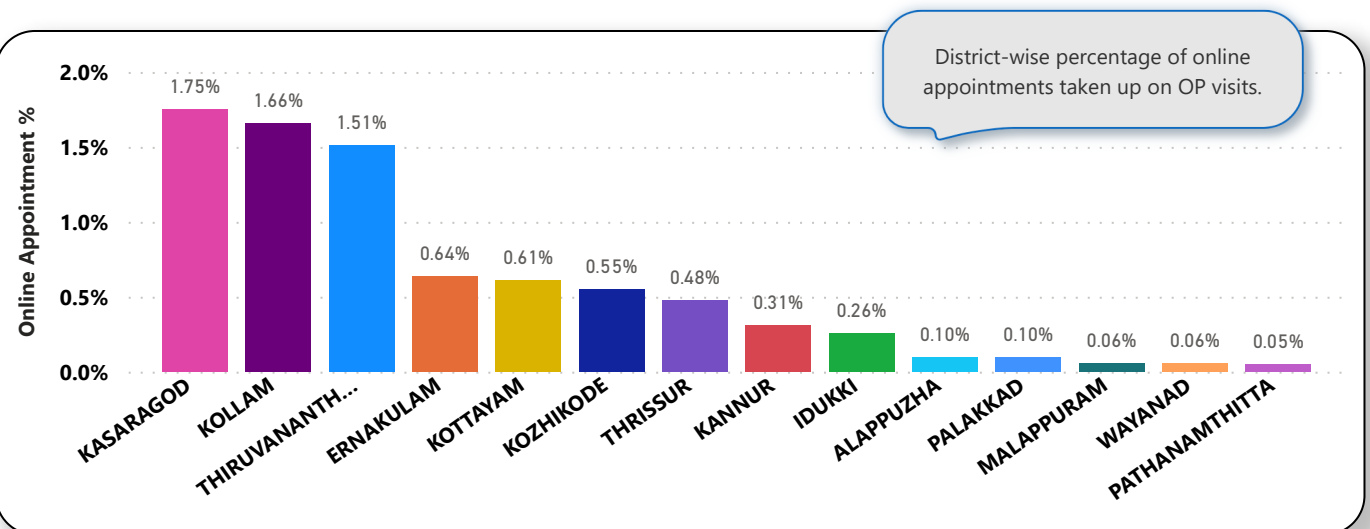
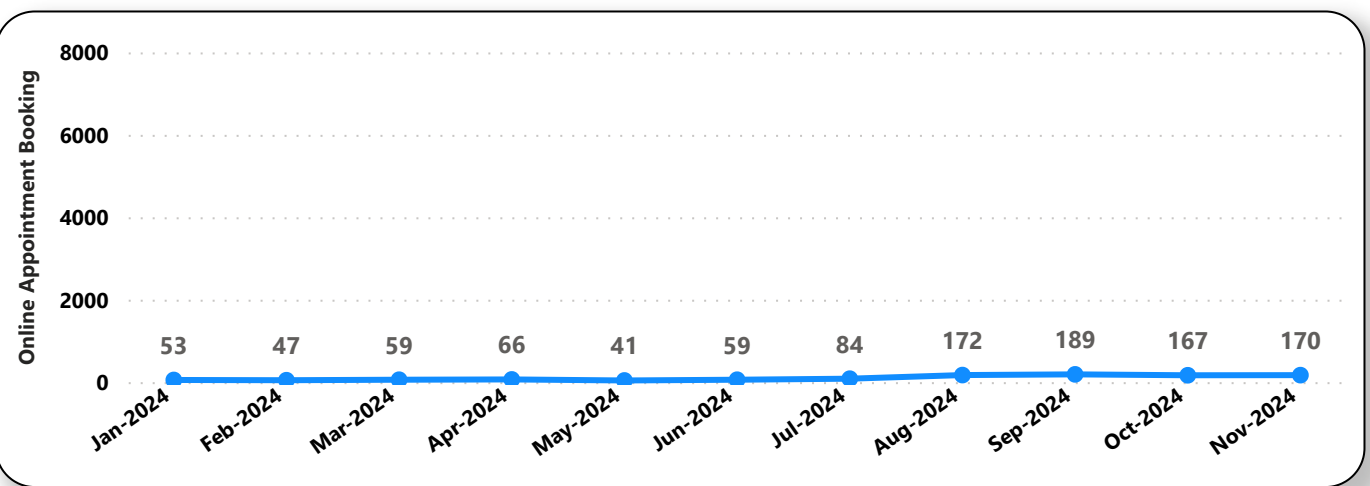
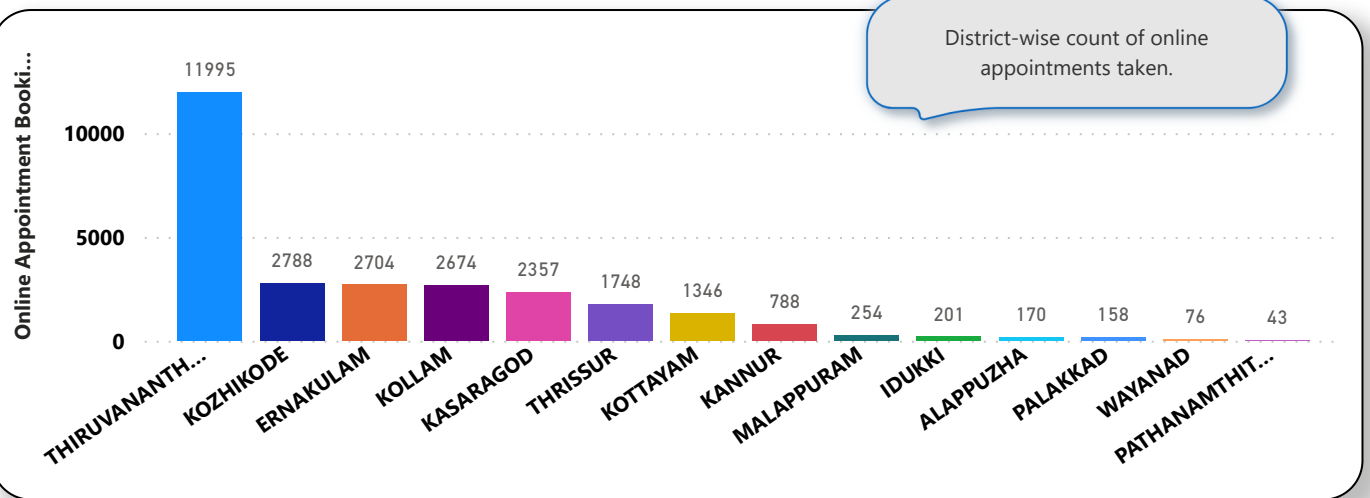
District wise status of live institutions and the count of various modules [Reception, OP Consultation, Lab, Pharmacy] started / functional. This list excludes Medical College Hospitals, CCRC and PH Labs.

District	Live Institutions	Reception	Consultation	Pharmacy	Lab
THIRUVANANTHAPURAM	102	94 (92%)	85 (83%)	77 (75%)	79 (77%)
ERNAKULAM	73	69 (95%)	53 (73%)	43 (59%)	33 (45%)
THRISSUR	71	71 (100%)	69 (97%)	66 (93%)	62 (87%)
KOZHIKODE	61	59 (97%)	55 (90%)	51 (84%)	52 (85%)
MALAPPURAM	57	55 (96%)	52 (91%)	44 (77%)	44 (77%)
PALAKKAD	45	41 (91%)	40 (89%)	37 (82%)	37 (82%)
KANNUR	43	42 (98%)	38 (88%)	34 (79%)	32 (74%)
ALAPPUZHA	35	33 (94%)	31 (89%)	31 (89%)	30 (86%)
KOTTAYAM	35	31 (89%)	31 (89%)	31 (89%)	28 (80%)
KOLLAM	31	31 (100%)	31 (100%)	31 (100%)	30 (97%)
KASARAGOD	24	23 (96%)	21 (88%)	21 (88%)	17 (71%)
WAYANAD	23	22 (96%)	19 (83%)	18 (78%)	17 (74%)
IDUKKI	22	22 (100%)	20 (91%)	20 (91%)	17 (77%)
PATHANAMTHITTA	20	19 (95%)	18 (90%)	18 (90%)	16 (80%)
Total	642	612 (95%)	563 (88%)	522 (81%)	494 (77%)

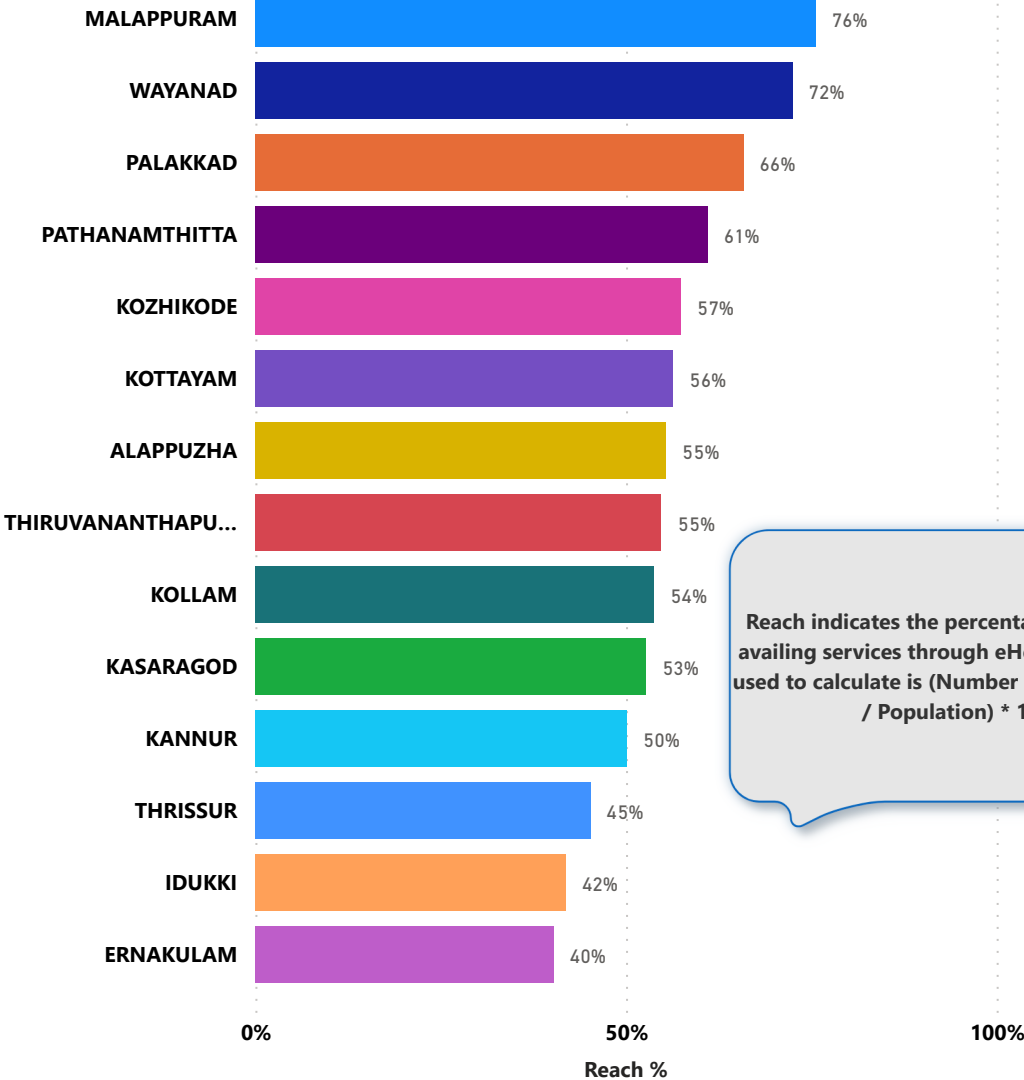
5. Appointment Booking in Hospitals (except Medical Colleges)



5. 1 Online Appointment Booking in Hospitals (except Medical Colleges)



6. eHealth Performance - Reach



Reach indicates the percentage of population availing services through eHealth. The formula used to calculate is (Number of UHID registered / Population) * 100 %.