

1. eHealth Kerala - Vital Statistics

Hospital Type	Live Institutions
Family Health Centre	28
Urban Primary Health Centre	2
Medical College Hospital	1
Taluk Headquarters Hospital	1
Total	32

2. eHealth - District Ranking Matrix Based on Performance of all Institutions (except Medical Colleges)

The ranking matrix showcases the performance of districts in providing eHealth services through all institutions (excluding Medical Colleges) based on six different parameters.

These parameters include:

1.

Number of institutions where the reception module is currently using.
2.

Percentage of UHID Visits.
3.

Percentage of Doctor Consultations.
4.

Percentage of Pharmacy Prescriptions by doctors.
5.

Percentage of lab orders through doctors.
6.

Number of Live Institutions.

Weightage is assigned to the percentages calculated in intervals of 10. The rank is determined based on the sum of these weightages.

The top-performing districts should aim to maintain their positions, while the average and low-performing districts should strive to reach the 'top four' league.

The ranking matrix for the current month, November 2024, along with the previous two months, is provided in the table below.

District	September	October	November
WAYANAD	2	1	1
IDUKKI	1	3	2
PALAKKAD	3	2	2
THRISSUR	4	4	3
MALAPPURAM	5	4	4
ALAPPUZHA	4	4	5
KOLLAM	6	5	6
KOTTAYAM	6	7	7
KOZHIKODE	7	7	7
PATHANAMTHITTA	8	6	7
KANNUR	9	8	8
THIRUVANANTHAPURAM	10	8	8
KASARAGOD	11	9	9
ERNAKULAM	12	10	10

- Best performing
- Average performing
- Low performing

3. eHealth - Institution Level Ranking (except Medical Colleges)

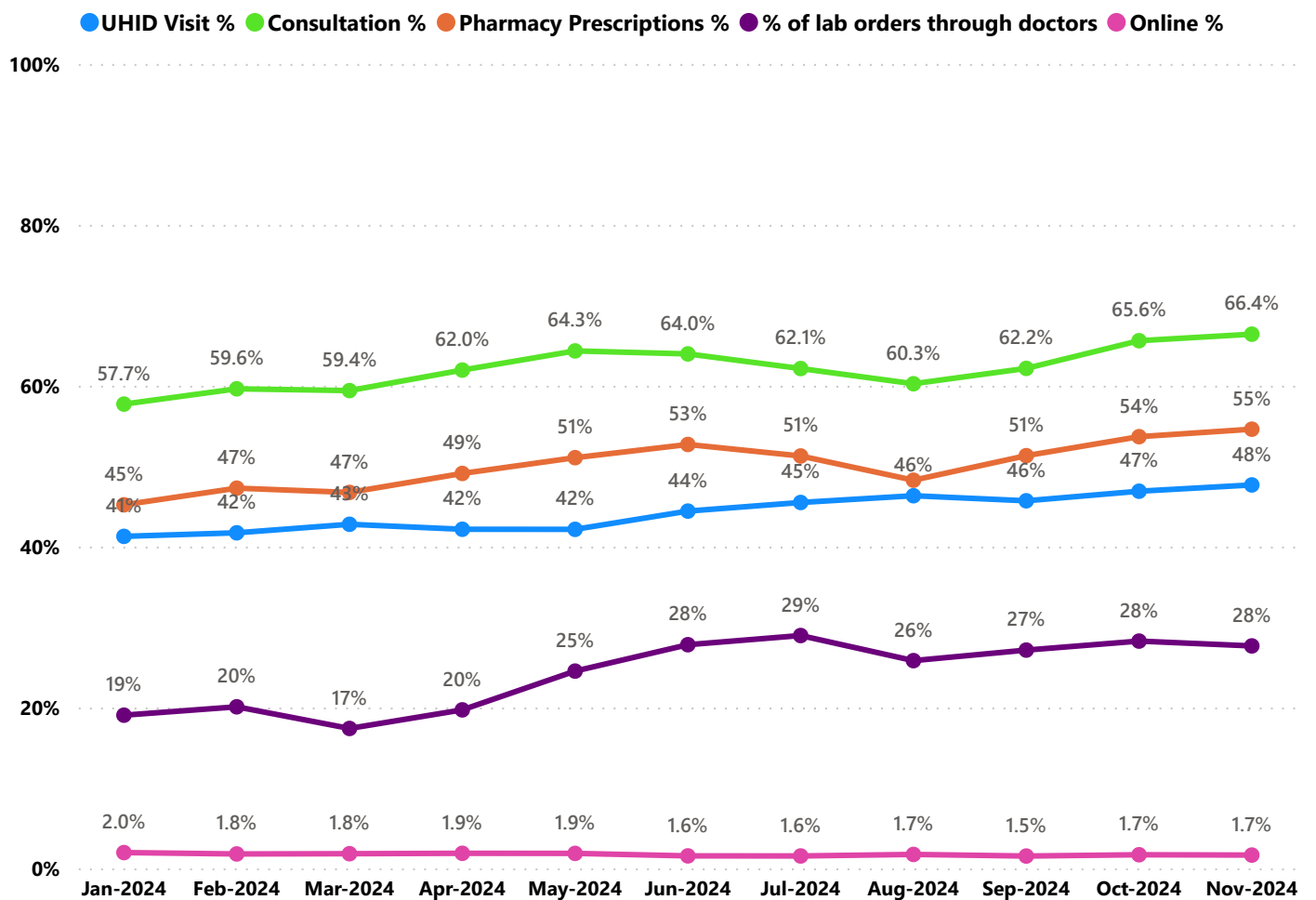
Hospital	Rank
FAMILY HEALTH CENTRE EZHUKONE	1
FAMILY HEALTH CENTRE EZHUKONE PAVITHRESWARAM	1
FAMILY HEALTH CENTRE MELILA	2
FAMILY HEALTH CENTRE SREENARAYANAPURAM	2
FAMILY HEALTH CENTRE KALLADA EAST	3
FAMILY HEALTH CENTRE WEST KALLADA	4
FAMILY HEALTH CENTRE VELIYAM	4
URBAN PRIMARY HEALTH CENTRE ULİYAKOVIL	4
FAMILY HEALTH CENTRE ALAPPAD	5
FAMILY HEALTH CENTRE PERUMON	6
FAMILY HEALTH CENTRE THAZHAVA	6
FAMILY HEALTH CENTRE THEKKUMBHAGAM	6
FAMILY HEALTH CENTRE UMMANNOOR	6
FAMILY HEALTH CENTRE AZHEKKAL	7
FAMILY HEALTH CENTRE KULASEKHARAPURAM	7
FAMILY HEALTH CENTRE VILAKKUDY	7
FAMILY HEALTH CENTRE CHAVARA	8
FAMILY HEALTH CENTRE ELAMPALLOOR	8
FAMILY HEALTH CENTRE NEDUVATHOOR	8
FAMILY HEALTH CENTRE PERINAD	8
FAMILY HEALTH CENTRE THENMALA	9
C KESAVAN MEMORIAL FAMILY HEALTH CENTRE MAYYANAD	10
FAMILY HEALTH CENTRE SAKTHIKULANGARA	10
URBAN PRIMARY HEALTH CENTRE MUNDAKKAL	11
FAMILY HEALTH CENTRE KARAVALLUR	12
FAMILY HEALTH CENTRE VALLIKKAVU	13
FAMILY HEALTH CENTRE CHATHANNOOR	14
FAMILY HEALTH CENTRE PIRAVANTHOOR	15
FAMILY HEALTH CENTRE POOYAPPALLY	15
FAMILY HEALTH CENTRE MANCODE CHITHARA	16
TALUK HEADQUARTERS HOSPITAL PUNALUR	17

3.1 eHealth Performance - Reception Module

Reception Module is considered to be functional in an institution only if the number of total visits for the month is of minimum 500.

District	Institution Count	Institutions with Reception	% of institutions with Reception
IDUKKI	22	22	100.00%
KOLLAM	31	31	100.00%
THRISSUR	71	71	100.00%
KANNUR	43	42	97.67%
KOZHIKODE	61	59	96.72%
MALAPPURAM	57	55	96.49%
KASARAGOD	24	23	95.83%
WAYANAD	23	22	95.65%
PATHANAMTHITTA	20	19	95.00%
ERNAKULAM	73	69	94.52%
ALAPPUZHA	35	33	94.29%
THIRUVANANTHAPURAM	101	94	93.07%
PALAKKAD	45	41	91.11%
KOTTAYAM	35	31	88.57%

3.2 e-Health Performance Trend



- UHID Visit % is calculated as $(UHID\ Visits / Total\ Visit) * 100$
- Consultation % is calculated as $(Doctor\ Consultation / OP\ Visits) * 100$
- Pharmacy % is calculated as $(Pharmacy\ Prescriptions / Total\ OP\ Visits) * 100$
- Lab % is calculated as $(Lab\ orders\ given\ by\ doctors / Total\ Lab\ Orders) * 100$
- Online % is calculated as $(Online\ appointments\ via\ web\ portal / Total\ OP\ Visits) * 100$

3.3 e-Health Performance Indicators

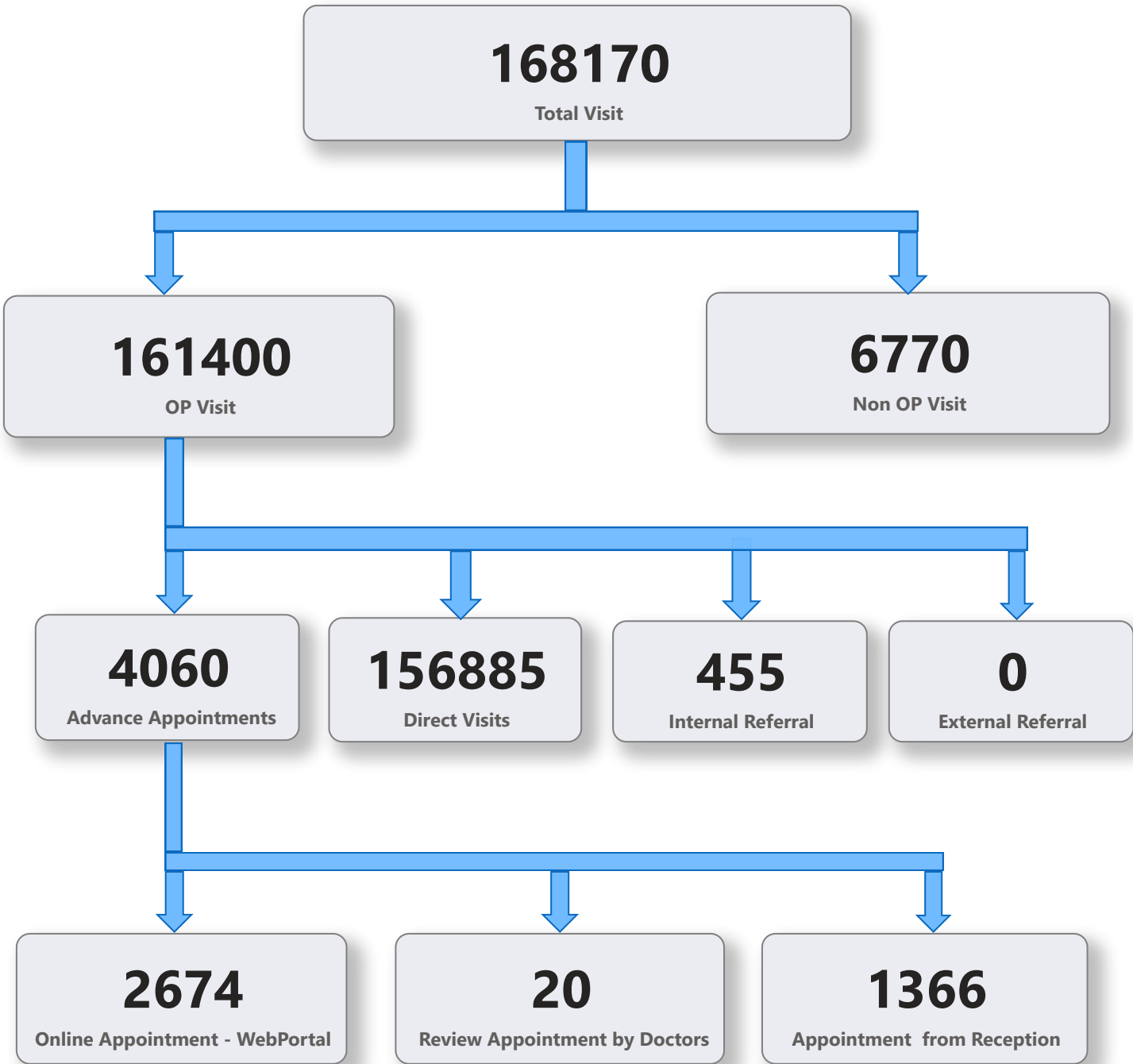
Hospital	UHID Visit %	Consultation %	Pharmacy Prescriptions %	% of Lab Orders given by Doctors
FAMILY HEALTH CENTRE EZHUKONE	76.64%	99.32%	91.44%	90.46%
FAMILY HEALTH CENTRE EZHUKONE PAVITHRESWARAM	82.22%	98.38%	88.83%	90.74%
FAMILY HEALTH CENTRE MELILA	65.98%	99.30%	91.08%	100.00%
FAMILY HEALTH CENTRE SREENARAYANAPURAM	79.11%	98.27%	100.00%	85.02%
FAMILY HEALTH CENTRE KALLADA EAST	58.10%	97.72%	91.55%	100.00%
FAMILY HEALTH CENTRE WEST KALLADA	53.98%	96.86%	83.34%	93.13%
FAMILY HEALTH CENTRE VELIYAM	73.79%	99.80%	86.51%	74.01%
URBAN PRIMARY HEALTH CENTRE ULIAKOVIL	86.00%	92.35%	78.56%	73.89%
FAMILY HEALTH CENTRE ALAPPAD	64.16%	92.88%	82.29%	74.08%
FAMILY HEALTH CENTRE PERUMON	74.83%	97.19%	87.61%	54.20%
FAMILY HEALTH CENTRE THAZHAVA	50.99%	99.41%	91.73%	67.28%
FAMILY HEALTH CENTRE THEKKUMBHAGAM	63.72%	92.78%	85.60%	69.91%
FAMILY HEALTH CENTRE UMMANNOOR	91.11%	88.04%	85.40%	46.14%
FAMILY HEALTH CENTRE AZHEEKAL	54.08%	98.46%	72.56%	77.55%
FAMILY HEALTH CENTRE KULASEKHARAPURAM	66.73%	87.42%	83.76%	62.68%
FAMILY HEALTH CENTRE VILAKKUDY	54.68%	86.37%	77.96%	84.60%
FAMILY HEALTH CENTRE CHAVARA	52.88%	97.12%	81.89%	47.11%
FAMILY HEALTH CENTRE ELAMPALLOOR	46.87%	89.02%	86.67%	66.86%
FAMILY HEALTH CENTRE NEDUVATHOOR	20.72%	92.41%	85.11%	70.41%
FAMILY HEALTH CENTRE PERINAD	45.59%	99.91%	88.60%	52.56%
FAMILY HEALTH CENTRE THENMALA	78.19%	86.10%	81.12%	28.48%
C KESAVAN MEMORIAL FAMILY HEALTH CENTRE MAYYANAD	53.26%	82.24%	73.90%	45.98%
FAMILY HEALTH CENTRE SAKTHIKULANGARA	56.51%	99.91%	89.40%	27.56%
URBAN PRIMARY HEALTH CENTRE MUNDAKKAL	60.07%	83.33%	57.08%	41.37%
FAMILY HEALTH CENTRE KARAVALLUR	43.58%	88.80%	64.73%	40.14%
FAMILY HEALTH CENTRE VALLIKKAVU	34.35%	84.19%	64.56%	36.57%
FAMILY HEALTH CENTRE CHATHANNOOR	49.20%	47.37%	34.10%	87.47%
FAMILY HEALTH CENTRE PIRAVANTHOOR	31.84%	69.16%	56.35%	23.42%
FAMILY HEALTH CENTRE POOYAPPALLY	64.38%	51.43%	43.02%	13.93%
FAMILY HEALTH CENTRE MANCODE CHITHARA	70.23%	49.60%	28.34%	13.68%
TALUK HEADQUARTERS HOSPITAL PUNALUR	22.11%	20.18%	5.82%	3.61%

4. Status of Modules Usage in Hospitals

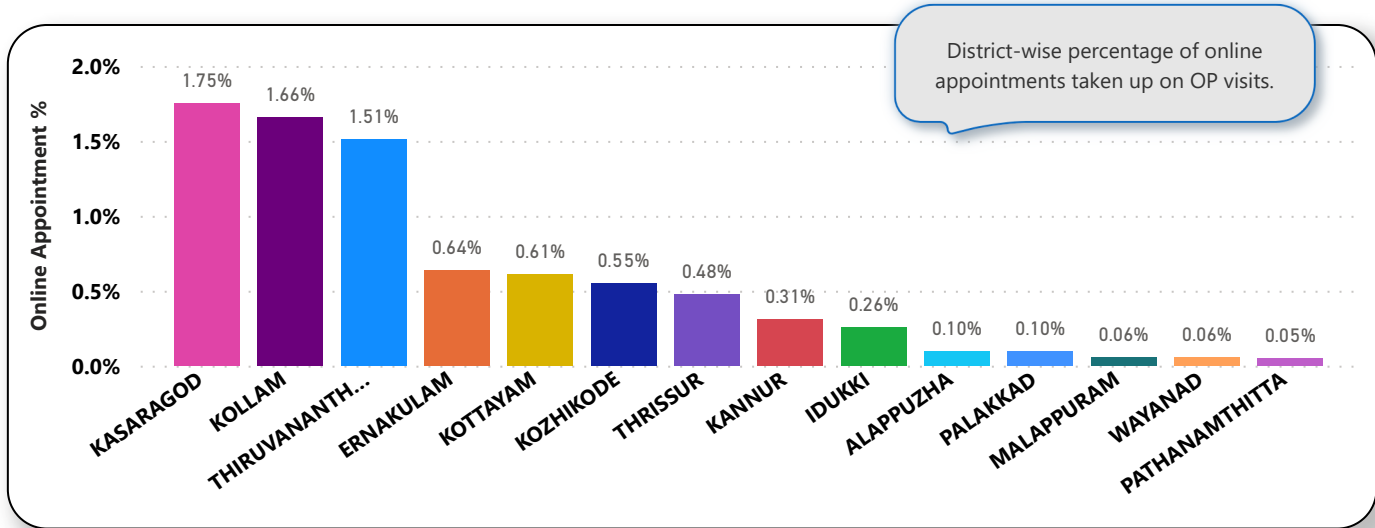
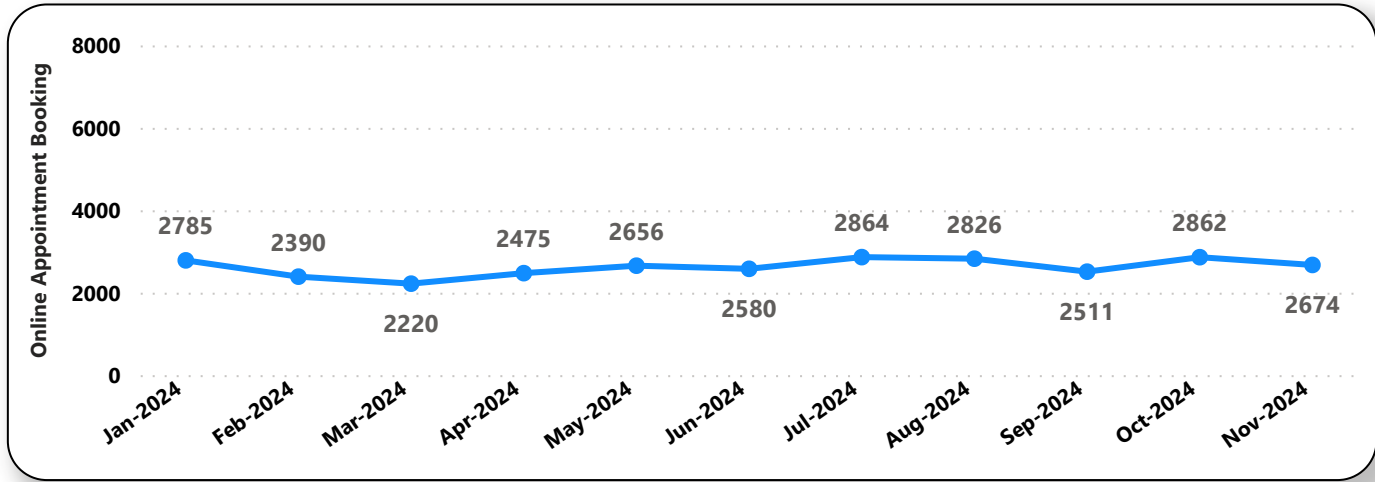
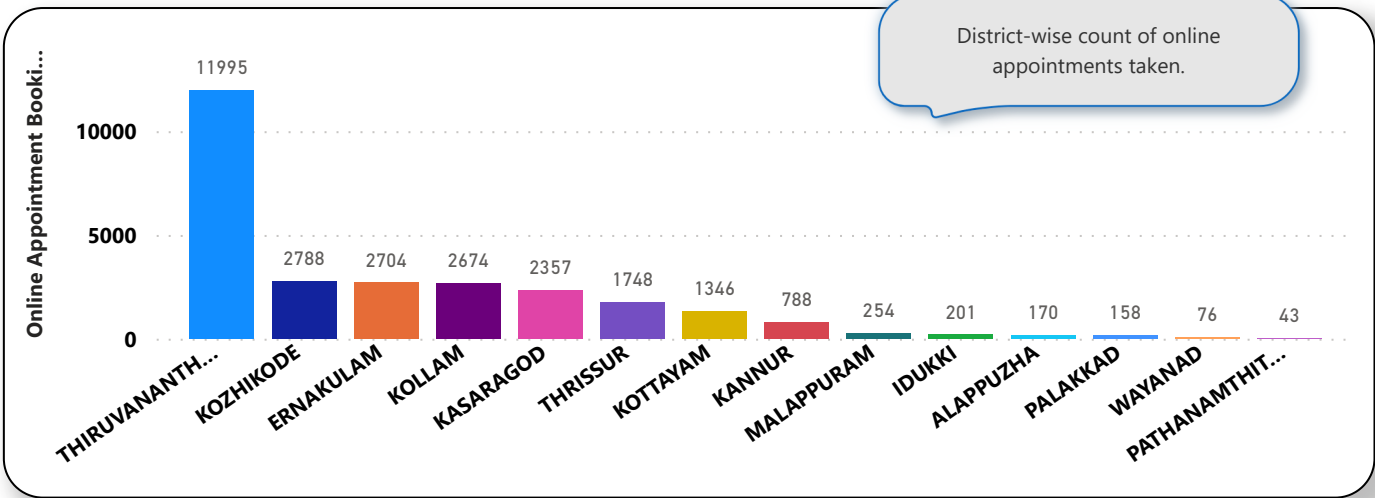
District wise status of live institutions and the count of various modules [Reception, OP Consultation, Lab, Pharmacy] started / functional. This list excludes Medical College Hospitals, CCRC and PH Labs.

District	Live Institutions	Reception	Consultation	Pharmacy	Lab
THIRUVANANTHAPURAM	102	94 (92%)	85 (83%)	77 (75%)	79 (77%)
ERNAKULAM	73	69 (95%)	53 (73%)	43 (59%)	33 (45%)
THRISSUR	71	71 (100%)	69 (97%)	66 (93%)	62 (87%)
KOZHIKODE	61	59 (97%)	55 (90%)	51 (84%)	52 (85%)
MALAPPURAM	57	55 (96%)	52 (91%)	44 (77%)	44 (77%)
PALAKKAD	45	41 (91%)	40 (89%)	37 (82%)	37 (82%)
KANNUR	43	42 (98%)	38 (88%)	34 (79%)	32 (74%)
ALAPPUZHA	35	33 (94%)	31 (89%)	31 (89%)	30 (86%)
KOTTAYAM	35	31 (89%)	31 (89%)	31 (89%)	28 (80%)
KOLLAM	31	31 (100%)	31 (100%)	31 (100%)	30 (97%)
KASARAGOD	24	23 (96%)	21 (88%)	21 (88%)	17 (71%)
WAYANAD	23	22 (96%)	19 (83%)	18 (78%)	17 (74%)
IDUKKI	22	22 (100%)	20 (91%)	20 (91%)	17 (77%)
PATHANAMTHITTA	20	19 (95%)	18 (90%)	18 (90%)	16 (80%)
Total	642	612 (95%)	563 (88%)	522 (81%)	494 (77%)

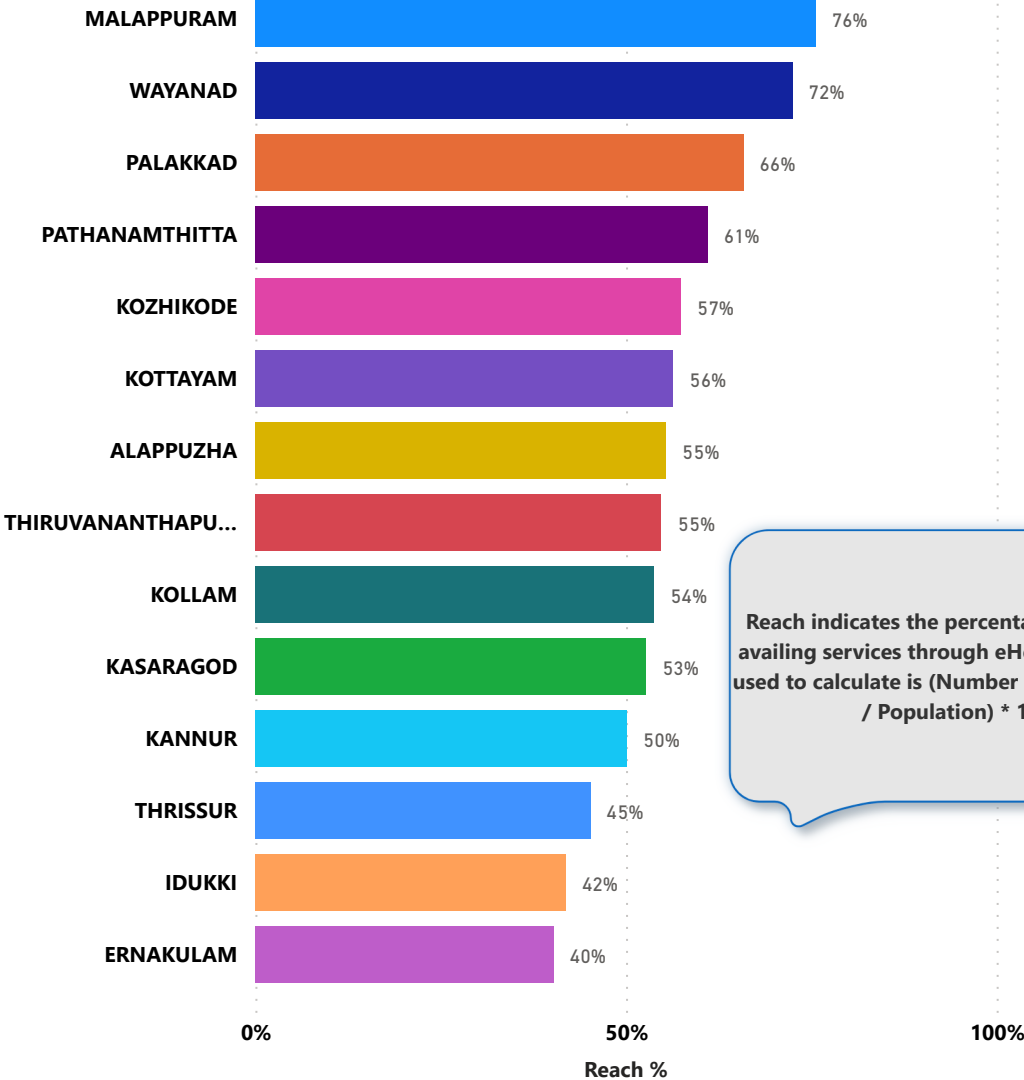
5. Appointment Booking in Hospitals (except Medical Colleges)



5. 1 Online Appointment Booking in Hospitals (except Medical Colleges)



6. eHealth Performance - Reach



Reach indicates the percentage of population availing services through eHealth. The formula used to calculate is (Number of UHID registered / Population) * 100 %.