

1. eHealth Kerala - Vital Statistics

Hospital Type	Live Institutions
Family Health Centre	484
Urban Primary Health Centre	50
Community Health Centre	37
Medical College Hospital	17
Taluk Headquarters Hospital	13
Taluk Hospital	13
General Hospital	12
District Hospital	11
Primary Health Centre	8
Specialty Hospital - Women Children	7
Public Health Laboratory	3
Specialty Hospital	2
District TB Centre	1
Empanelled Diagnostic Centre	1
Government Dispensary	1
Specialty Hospital - Mental Health	1
Specialty Hospital - Pulmonary Medicine	1
Total	662

2. eHealth - District Ranking Matrix Based on Performance of all Institutions (except Medical Colleges)

The ranking matrix showcases the performance of districts in providing eHealth services through all institutions (excluding Medical Colleges) based on six different parameters.

These parameters include:

1. Number of institutions where the reception module is currently using.

2. Percentage of UHID Visits.

3. Percentage of Doctor Consultations.

4. Percentage of Pharmacy Prescriptions by doctors.

5. Percentage of lab orders through doctors.

6. Number of Live Institutions.

Weightage is assigned to the percentages calculated in intervals of 10. The rank is determined based on the sum of these weightages.

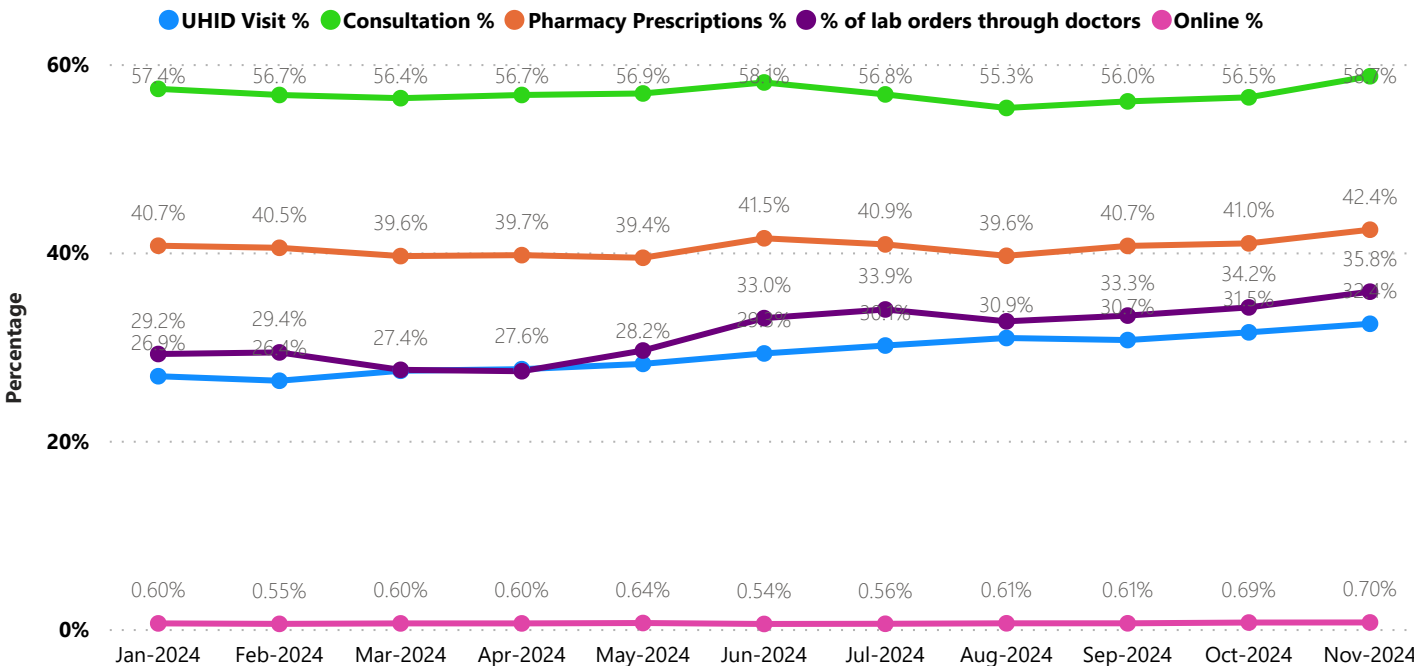
The top-performing districts should aim to maintain their positions, while the average and low-performing districts should strive to reach the 'top four' league.

The ranking matrix for the current month, November 2024, along with the previous two months, is provided in the table below.

District	September	October	November
WAYANAD	2	1	1
IDUKKI	1	3	2
PALAKKAD	3	2	2
THRISSUR	4	4	3
MALAPPURAM	5	4	4
ALAPPUZHA	4	4	5
KOLLAM	6	5	6
KOTTAYAM	6	7	7
KOZHIKODE	7	7	7
PATHANAMTHITTA	8	6	7
KANNUR	9	8	8
THIRUVANANTHAPURAM	10	8	8
KASARAGOD	11	9	9
ERNAKULAM	12	10	10

- Best performing
- Average performing
- Low performing

3. eHealth - State Performance Trend (except Medical Colleges)



3. eHealth - Institution Level Ranking (except Medical Colleges)

Hospital	State Rank
FAMILY HEALTH CENTRE ENGANDIYUR	1
FAMILY HEALTH CENTRE KALLARA	1
FAMILY HEALTH CENTRE THAIKKAD	1
FAMILY HEALTH CENTRE VAZHOOOR	1
FAMILY HEALTH CENTRE ARTHAT	2
FAMILY HEALTH CENTRE ENNAPPARA	2
Family Health Centre Kavassery	2
Family Health Centre Keralassery	2
FAMILY HEALTH CENTRE MOONNILAVU	2
FAMILY HEALTH CENTRE PURAKKAD	2
FAMILY HEALTH CENTRE VETTAKKAL	2
FAMILY HEALTH CENTER NOOLPUZHA	3
FAMILY HEALTH CENTRE CHETHALAYAM	3
FAMILY HEALTH CENTRE EDAVILANGU	3
FAMILY HEALTH CENTRE ELAMDESOM	3
FAMILY HEALTH CENTRE EZHUKONE	3
FAMILY HEALTH CENTRE EZHUKONE PAVITHRESWARAM	3
FAMILY HEALTH CENTRE KARTHIKAPPALLY	3
Family Health Centre Kizhakkencherry	3
FAMILY HEALTH CENTRE KUDAYATHUR	3
family Health Centre Kuthanur	3
FAMILY HEALTH CENTRE MOORKKANAD	3
FAMILY HEALTH CENTRE MUTHOLY	3
Family Health Centre Ozhalapathy	3
FAMILY HEALTH CENTRE PALAMEL	3
FAMILY HEALTH CENTRE POOTHADI	3
FAMILY HEALTH CENTRE POZHUTHANA	3
FAMILY HEALTH CENTRE PULIKKAL	3
FAMILY HEALTH CENTRE PUNNAPRA NORTH	3
FAMILY HEALTH CENTRE THANNITHODE	3
FAMILY HEALTH CENTRE THIRUNAVAYA	3
FAMILY HEALTH CENTRE THOTTAPPALLY	3
FAMILY HEALTH CENTRE VEERANAKAVU	3
FAMILY HEALTH CENTRE ALAKODE	4
FAMILY HEALTH CENTRE ARAKULAM	4
FAMILY HEALTH CENTRE CHERUKAVU	4
FAMILY HEALTH CENTRE CHERUTHANA	4

Hospital	State Rank
CHILD DEVELOPMENT CENTRE	45
COMMUNITY HEALTH CENTRE VALAYAM	45
COMMUNITY HEALTH CENTRE VELLANAD	45
FAMILY HEALTH CENTRE ALANGAD	45
FAMILY HEALTH CENTRE CHELLANAM	45
FAMILY HEALTH CENTRE CHERANELLOORE	45
FAMILY HEALTH CENTRE KARUKACHAL	45
Family Health Centre Kottopadam	45
Family Health Centre Nedumpuram	45
FAMILY HEALTH CENTRE PERUVANNAMUZZHI	45
FAMILY HEALTH CENTRE UZHAMALAKKAL	45
FAMILY HEALTH CENTRE VATTAMKULAM	45
FAMILY HEALTH CENTRE VELI	45
MENTAL HEALTH CENTRE PEROORKADA	45
URBAN PRIMARY HEALTH CENTRE KOLASSERY	45
Family Health Centre Pattithara	44
PRIMARY HEALTH CENTRE KOZHUVANAL	43
FAMILY HEALTH CENTRE MUNDANKUNNU	42
COMMUNITY HEALTH CENTRE ANCHUTHENGU	41
COMMUNITY HEALTH CENTRE THARIODE	41
Family Health Centre Pudur	41
DISTRICT HOSPITAL NILAMBUR	40
DISTRICT HOSPITAL PALAKKAD	39
FAMILY HEALTH CENTRE KADAMPOOR	39
COMMUNITY HEALTH CENTRE MUTHUKULAM	38
FAMILY HEALTH CENTRE NAYARAMBALM	38
INTEGRATED FAMILY HEALTH CENTRE PANGAPPARA	38
ATTAPPADY TRIBAL TALUK SPECIALITY HOSPITAL	37
COMMUNITY HEALTH CENTRE CHENGAMANAD	37
COMMUNITY HEALTH CENTRE CHERPU	37
COMMUNITY HEALTH CENTRE KUMARAKOM	37
DISTRICT HOSPITAL ALUVA	37
DISTRICT HOSPITAL KANNUR	37
DISTRICT HOSPITAL PERINTALMANNA	37
FAMILY HEALTH CENTRE CHERUVANNUR NALLALAM	37
FAMILY HEALTH CENTRE EDAPPALLY	37
FAMILY HEALTH CENTRE GOTHURUTH	37

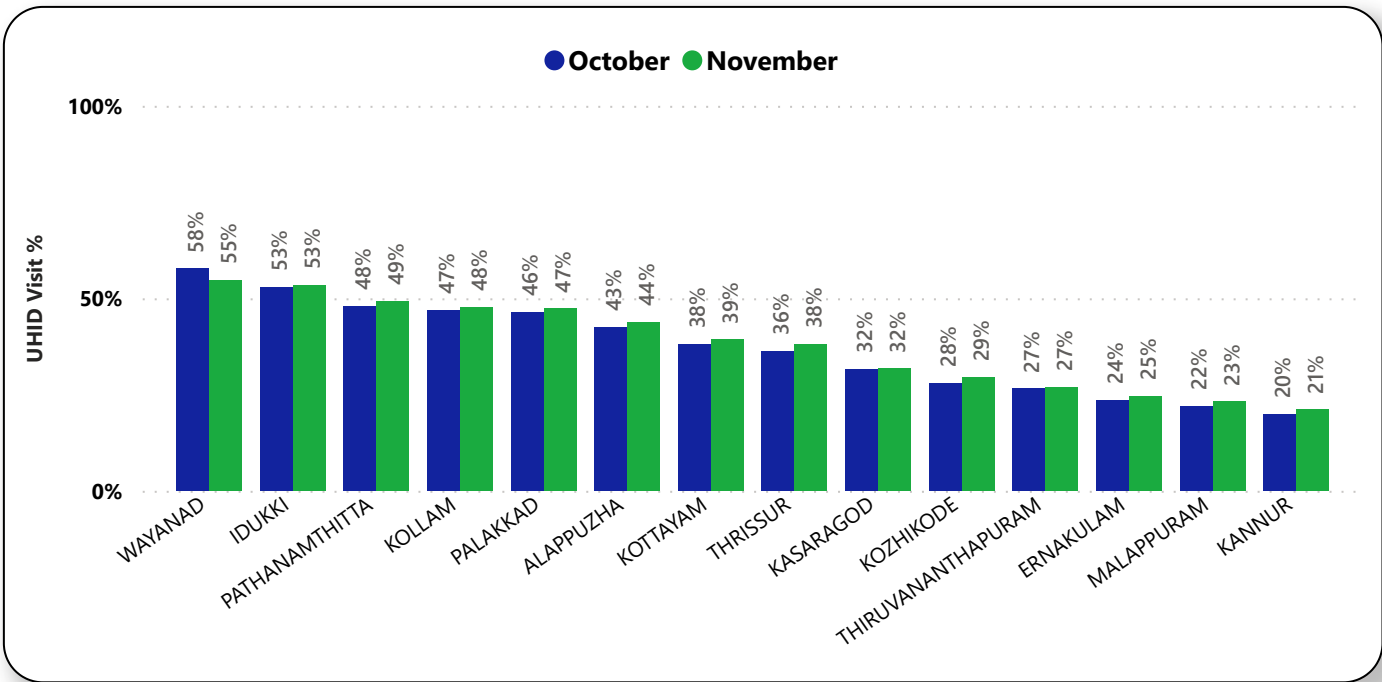
3.1 eHealth Performance - Reception Module

Reception Module is considered to be functional in an institution only if the number of total visits for the month is of minimum 500. The live institution count excludes CCRC and PH labs.

District	Live Institutions	Institutions with Reception	% of institutions with Reception
IDUKKI	22	22	100%
KOLLAM	31	31	100%
THRISSUR	71	71	100%
KANNUR	43	42	98%
KOZHIKODE	61	59	97%
MALAPPURAM	57	55	96%
KASARAGOD	24	23	96%
WAYANAD	23	22	96%
PATHANAMTHITTA	20	19	95%
ERNAKULAM	73	69	95%
ALAPPUZHA	35	33	94%
THIRUVANANTHAPURAM	102	94	92%
PALAKKAD	45	41	91%
KOTTAYAM	35	31	89%
Total	642	612	95%

3.2 e-Health Performance - UHID Visits

UHID Visit % is calculated as (UHID Visits / Total Visit) *100



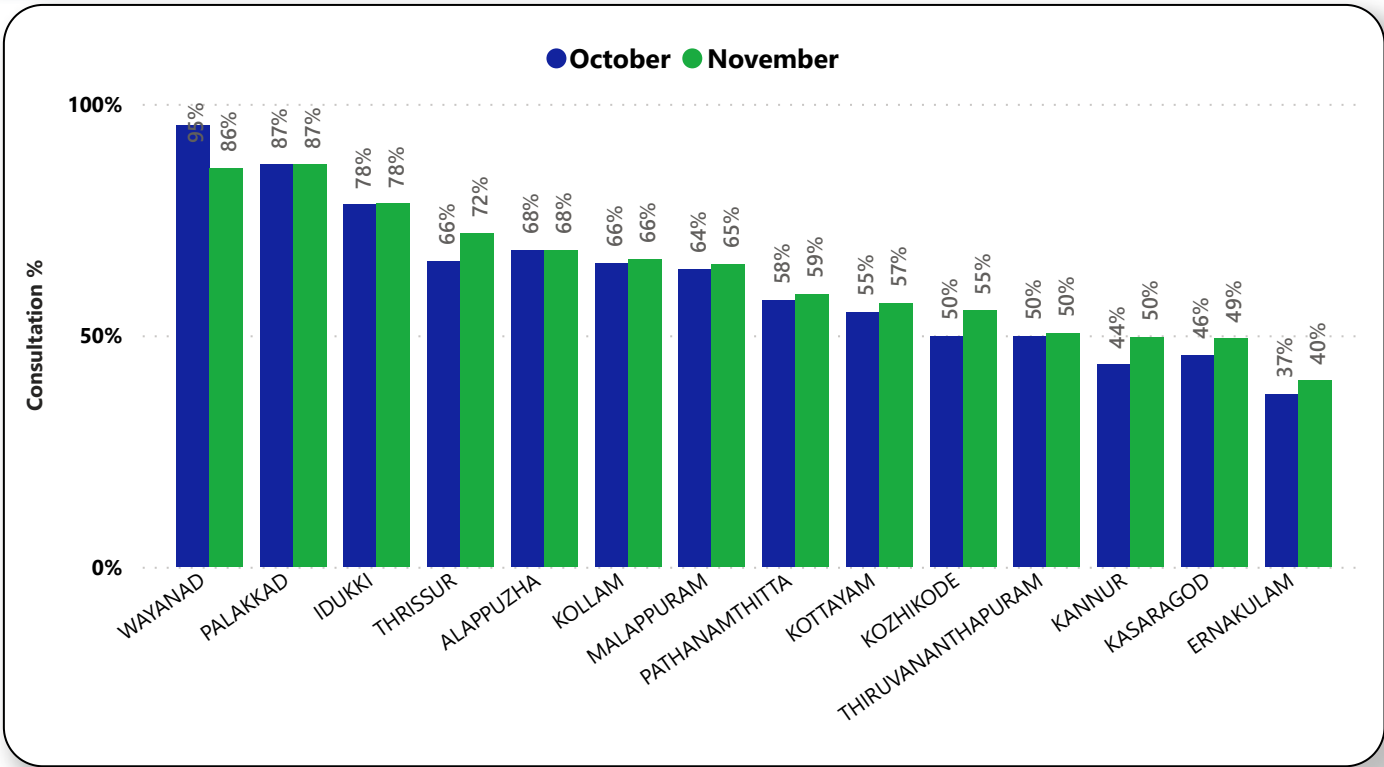
Institutions based on UHID Visits

Hospital	UHID Visit %
FAMILY HEALTH CENTRE VAZHOOR	99.74%
FAMILY HEALTH CENTRE THAIKKAD	97.43%
FAMILY HEALTH CENTRE ANAKUDY	95.90%
FAMILY HEALTH CENTRE KALLARA	94.03%
FAMILY HEALTH CENTRE ENGANDIYUR	92.36%
Family Health Centre Kavassery	91.81%
FAMILY HEALTH CENTRE UMMANNOOR	91.11%
FAMILY HEALTH CENTRE VELLAVOOR	90.14%
FAMILY HEALTH CENTRE MUNAMBAM	89.85%
FAMILY HEALTH CENTRE VETTAKKAL	89.02%
FAMILY HEALTH CENTRE PURAKKAD	88.51%
Family Health Centre Keralassery	88.45%
FAMILY HEALTH CENTRE BELLUR	87.78%
FAMILY HEALTH CENTRE MEENACHIL	87.78%
FAMILY HEALTH CENTRE MOONNILAVU	87.56%
FAMILY HEALTH CENTRE MADIKAI	87.27%
FAMILY HEALTH CENTRE THOTTAPPALLY	87.25%

Hospital	UHID Visit %
COMMUNITY HEALTH CENTRE VALAYAM	0.00%
COMMUNITY HEALTH CENTRE VELLANAD	0.00%
FAMILY HEALTH CENTRE CHELLANAM	0.00%
FAMILY HEALTH CENTRE CHERANELLOORE	0.00%
FAMILY HEALTH CENTRE KARUKACHAL	0.00%
Family Health Centre Kottopadam	0.00%
Family Health Centre Nedumpuram	0.00%
FAMILY HEALTH CENTRE PERUVANNAMUZHI	0.00%
FAMILY HEALTH CENTRE UZHAMALAKKAL	0.00%
FAMILY HEALTH CENTRE VATTAMKULAM	0.00%
FAMILY HEALTH CENTRE VELI	0.00%
FAMILY HEALTH CENTRE VELIYANCODE	0.00%
MENTAL HEALTH CENTRE PEROORKADA	0.00%
URBAN PRIMARY HEALTH CENTRE KOLASSERY	0.00%
TALUK HEAD QUARTERS HOSPITAL MALAPPURAM	0.05%

3.3 e-Health Performance - Doctor Consultation

Consultation % is calculated as (Doctor Consultation / OP Visits) *100



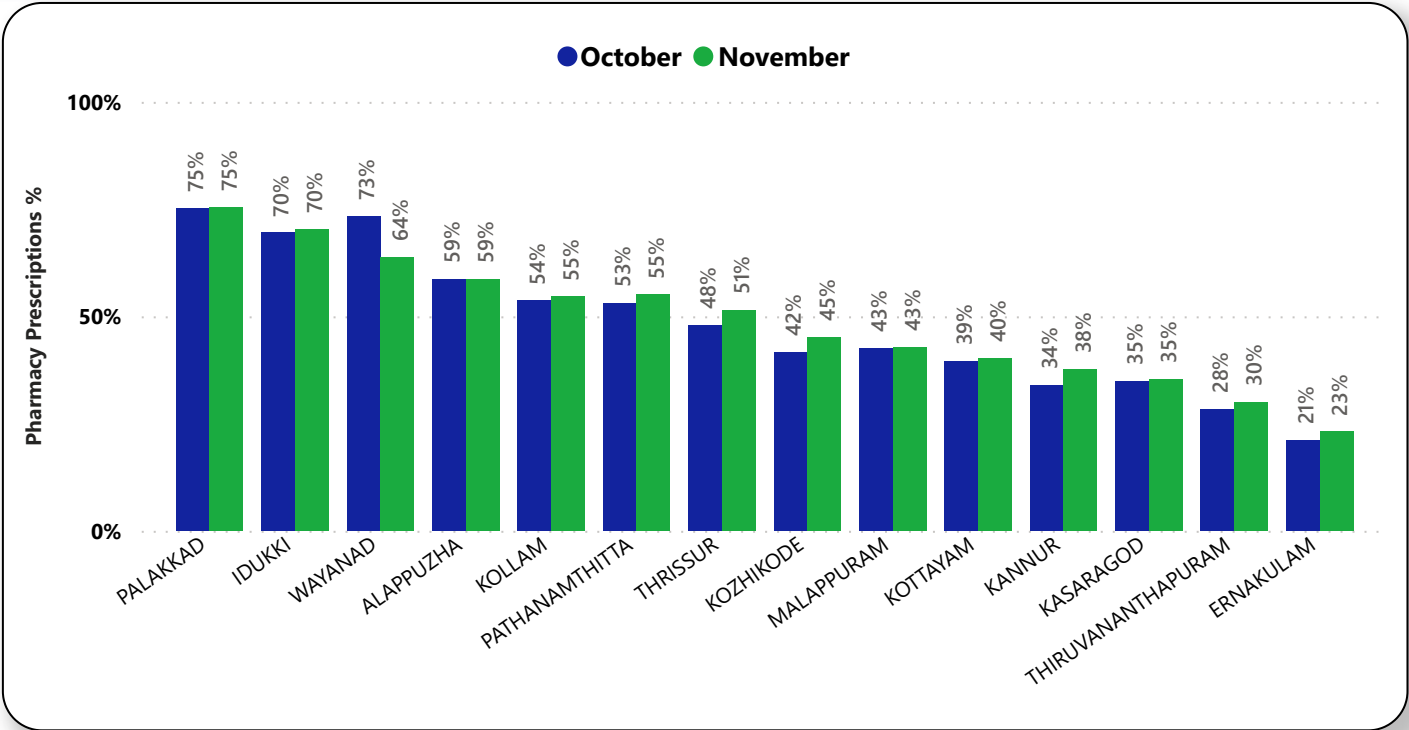
Doctor Consultation Percentage in all Institutions

Hospital	Doctor Consultation %
FAMILY HEALTH CENTRE AMACHAL NEW	100.00%
FAMILY HEALTH CENTRE KOTTAKKAL	99.99%
FAMILY HEALTH CENTRE EDAVAKA	99.98%
FAMILY HEALTH CENTRE OKKAL	99.97%
Family Health Centre Ozhalapathy	99.97%
FAMILY HEALTH CENTRE EROOR	99.95%
FAMILY HEALTH CENTRE VELLAMUNDA	99.95%
FAMILY HEALTH CENTRE CHERUVATTOOR	99.94%
FAMILY HEALTH CENTRE ALAKODE	99.93%
FAMILY HEALTH CENTRE DESAMANGALAM	99.93%
FAMILY HEALTH CENTRE POOTHADI	99.93%
FAMILY HEALTH CENTRE POTHUKAL	99.92%
FAMILY HEALTH CENTRE MEZHUVELI	99.91%
FAMILY HEALTH CENTRE PERINAD	99.91%

Hospital	Doctor Consultation %
CHILD DEVELOPMENT CENTRE	0.00%
COMMUNITY HEALTH CENTRE ANCHUTHENGU	0.00%
COMMUNITY HEALTH CENTRE CHERPU	0.00%
COMMUNITY HEALTH CENTRE KALLARA	0.00%
COMMUNITY HEALTH CENTRE KODUVALLY	0.00%
COMMUNITY HEALTH CENTRE MUTHUKULAM	0.00%
COMMUNITY HEALTH CENTRE POOVAR	0.00%
COMMUNITY HEALTH CENTRE THARIODE	0.00%
COMMUNITY HEALTH CENTRE THRIKKUNNAPUZHA	0.00%
COMMUNITY HEALTH CENTRE VALAYAM	0.00%
COMMUNITY HEALTH CENTRE VELLANAD	0.00%
DISTRICT HOSPITAL KANNUR	0.00%

3.4 e-Health Performance - Pharmacy Usage

Pharmacy % is calculated as (Pharmacy Prescriptions/ Total OP Visits) *100



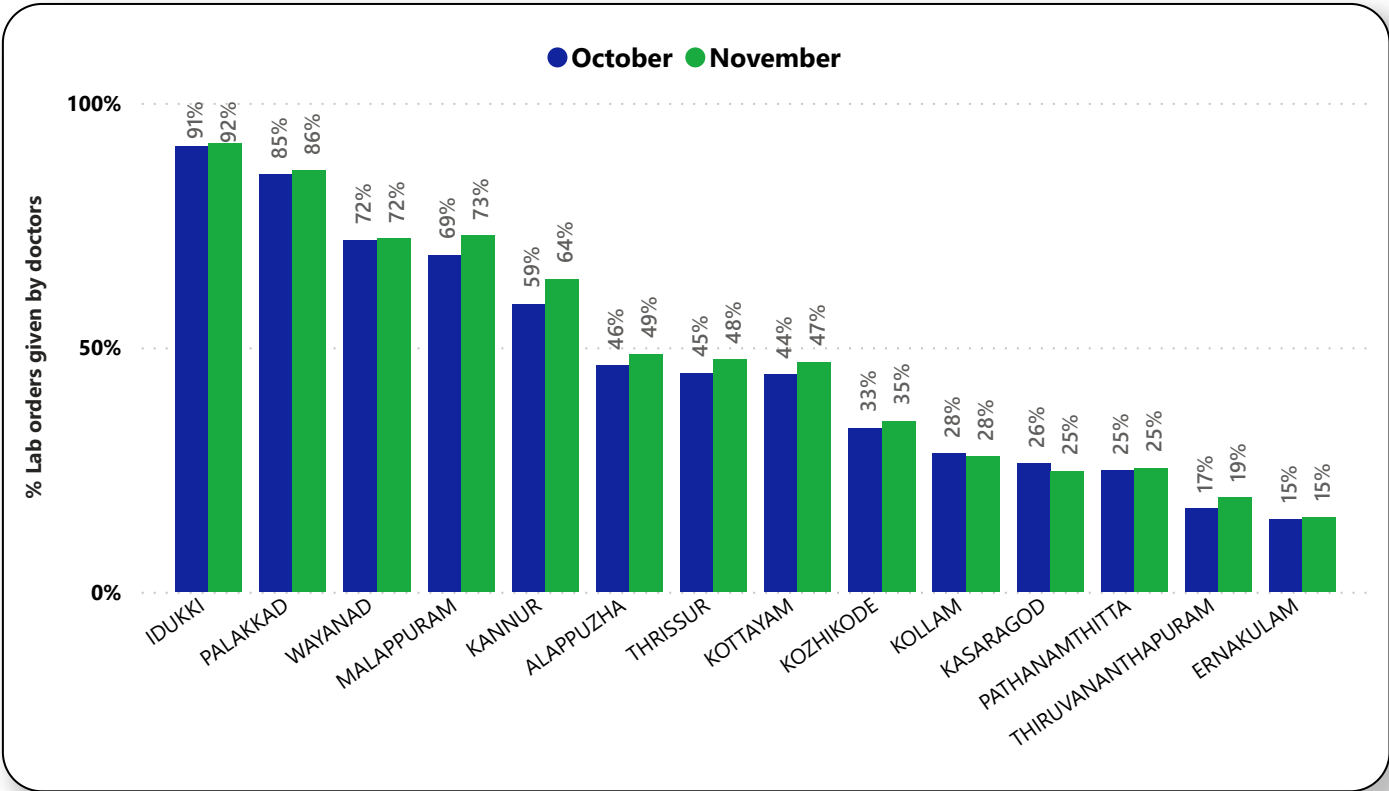
Pharmacy Usage in all Institutions

Hospital	Pharmacy Usage %
FAMILY HEALTH CENTRE BRAHMAMANGALAM	100.00%
FAMILY HEALTH CENTRE KALLARA	100.00%
FAMILY HEALTH CENTRE MEZHUVELI	100.00%
FAMILY HEALTH CENTRE MOONNILAVU	100.00%
FAMILY HEALTH CENTRE PAIPPAD	100.00%
FAMILY HEALTH CENTRE PARAMPUZHA	100.00%
FAMILY HEALTH CENTRE SREENARAYANAPURAM	100.00%
FAMILY HEALTH CENTRE UDAYANAPURAM	100.00%
FAMILY HEALTH CENTRE VELLAVOOR	100.00%
FAMILY HEALTH CENTRE VEERANAKAVU	99.74%
FAMILY HEALTH CENTRE PURAKKAD	99.50%
FAMILY HEALTH CENTRE THAIKKAD	99.44%
FAMILY HEALTH CENTRE THOTTAPPALLY	99.31%
FAMILY HEALTH CENTRE KANCHIYAR	99.19%
FAMILY HEALTH CENTRE VATTAVADA	98.88%

Hospital	Pharmacy Usage %
CHILD DEVELOPMENT CENTRE	0.00%
COMMUNITY HEALTH CENTRE ANCHUTHENGU	0.00%
COMMUNITY HEALTH CENTRE CHERPU	0.00%
COMMUNITY HEALTH CENTRE KALLARA	0.00%
COMMUNITY HEALTH CENTRE KODUVALLY	0.00%
COMMUNITY HEALTH CENTRE MUTHUKULAM	0.00%
COMMUNITY HEALTH CENTRE POOVAR	0.00%
COMMUNITY HEALTH CENTRE THARIODE	0.00%
COMMUNITY HEALTH CENTRE THRIKKUNNAPUZHA	0.00%
COMMUNITY HEALTH CENTRE VALAYAM	0.00%
COMMUNITY HEALTH CENTRE VELLANAD	0.00%
DISTRICT HOSPITAL KANNUR	0.00%
DISTRICT HOSPITAL NEDUMANGAD	0.00%
DISTRICT HOSPITAL NILAMBUR	0.00%

3.5 e-Health Performance - Lab Usage

Lab % is calculated as (Lab orders given by doctors / Total Lab Orders) *100



Lab Usage in all Institutions

Hospital	Lab Usage %
BLOCK FAMILY HEALTH CENTRE CHERUVATHUR	100.00%
COASTAL SPECIALITY HOSPITAL VALIYATHURA	100.00%
COMMUNITY HEALTH CENTRE PATTIAM	100.00%
COMMUNITY HEALTH CENTRE KUMARAKOM	100.00%
COMMUNITY HEALTH CENTRE MUNDAKAYAM	100.00%
COMMUNITY HEALTH CENTRE PALODE	100.00%
COMMUNITY HEALTH CENTRE PANAMARAM	100.00%
COMMUNITY HEALTH CENTRE RAMAMANGALAM	100.00%
DISTRICT HOSPITAL KANHANGAD	100.00%
DISTRICT TB CENTRE THIRUVANANTHAPURAM	100.00%
FAMILY HEALTH CENTRE ARAKULAM	100.00%
FAMILY HEALTH CENTRE AYANCHERY	100.00%
FAMILY HEALTH CENTRE BISON VALLEY	100.00%

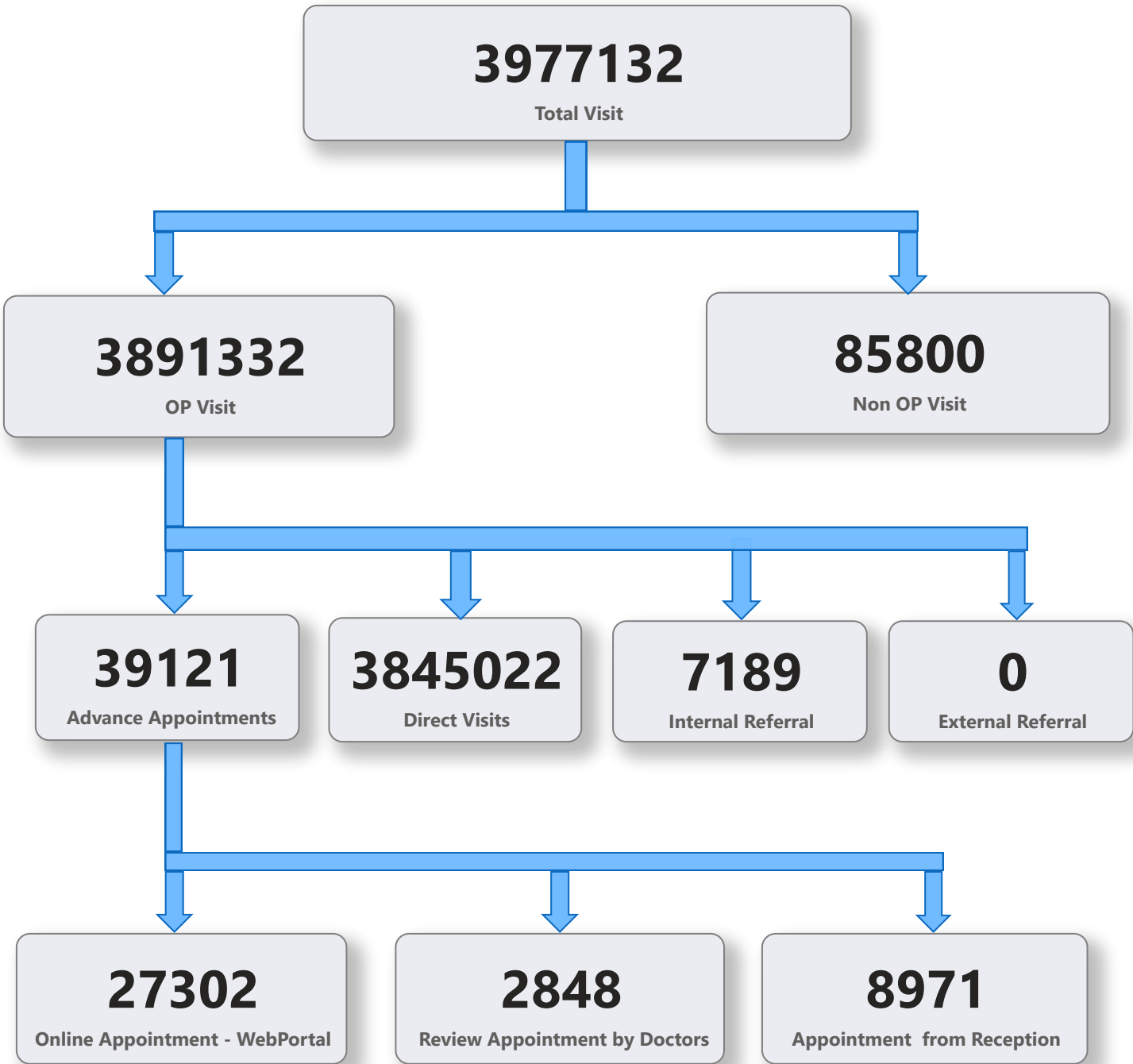
Hospital	Lab Usage %
ATTAPPADY TRIBAL TALUK SPECIALITY HOSPITAL	0.00%
CHILD DEVELOPMENT CENTRE	0.00%
COMMUNITY HEALTH CENTRE ANCHUTHENGU	0.00%
COMMUNITY HEALTH CENTRE CHENGAMANAD	0.00%
COMMUNITY HEALTH CENTRE CHERPU	0.00%
COMMUNITY HEALTH CENTRE KALLARA	0.00%
COMMUNITY HEALTH CENTRE KODUVALLY	0.00%
COMMUNITY HEALTH CENTRE MUTHUKULAM	0.00%
COMMUNITY HEALTH CENTRE POOTHOTTA	0.00%
COMMUNITY HEALTH CENTRE POOVAR	0.00%
COMMUNITY HEALTH CENTRE THARIODE	0.00%
COMMUNITY HEALTH CENTRE	0.00%

4. Status of Modules Usage in Hospitals

District wise status of live institutions and the count of various modules [Reception, OP Consultation, Lab, Pharmacy] started / functional. This list excludes Medical College Hospitals, CCRC and PH Labs.

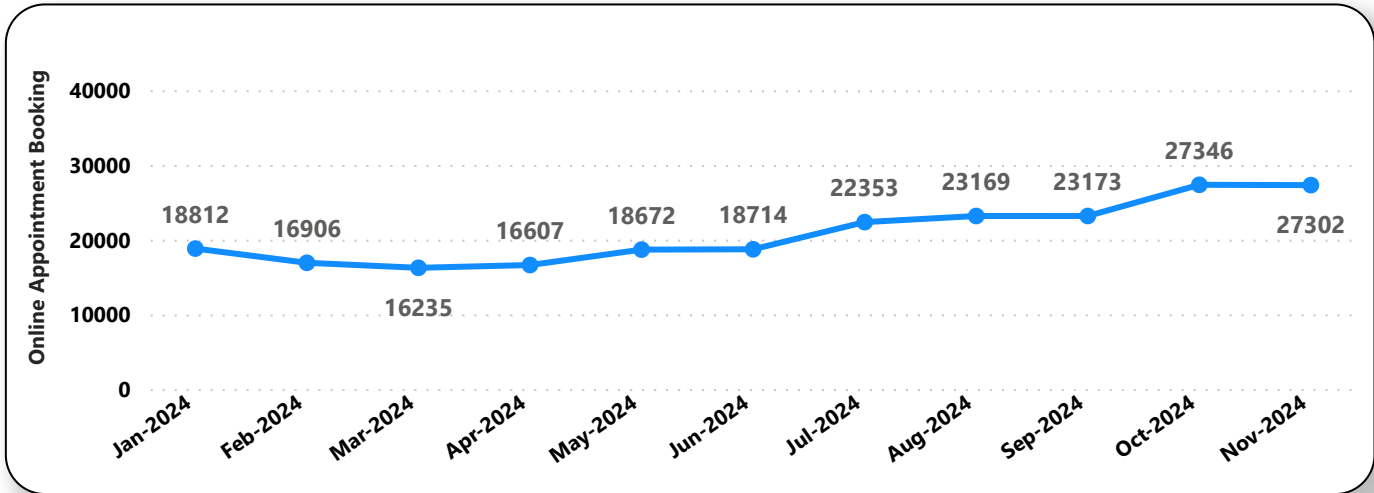
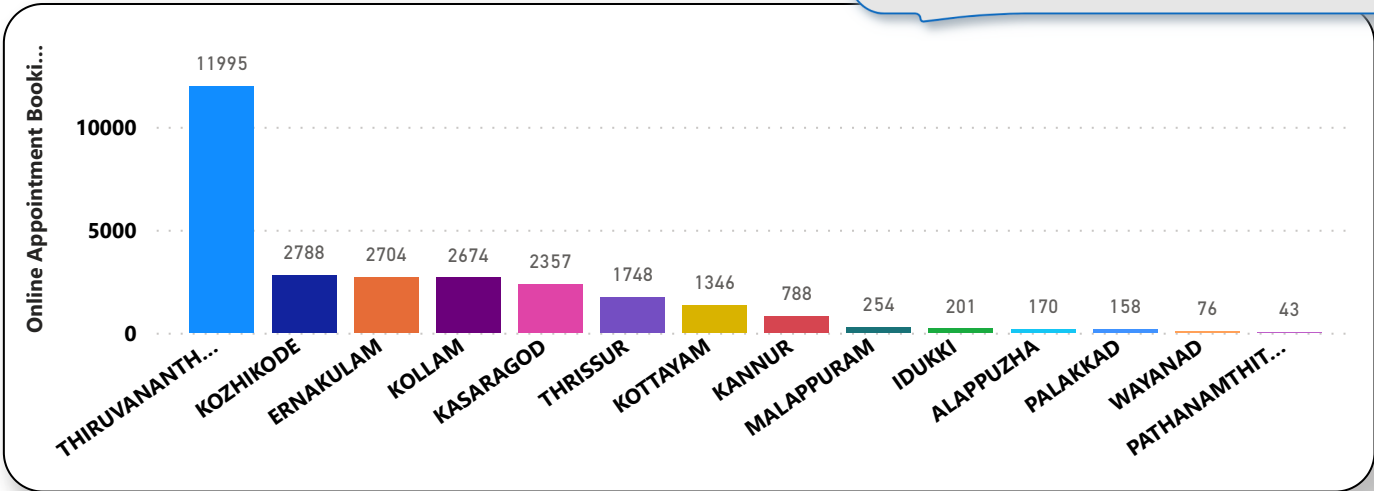
District	Live Institutions	Reception	Consultation	Pharmacy	Lab
THIRUVANANTHAPURAM	102	94 (92%)	85 (83%)	77 (75%)	79 (77%)
ERNAKULAM	73	69 (95%)	53 (73%)	43 (59%)	33 (45%)
THRISSUR	71	71 (100%)	69 (97%)	66 (93%)	62 (87%)
KOZHIKODE	61	59 (97%)	55 (90%)	51 (84%)	52 (85%)
MALAPPURAM	57	55 (96%)	52 (91%)	44 (77%)	44 (77%)
PALAKKAD	45	41 (91%)	40 (89%)	37 (82%)	37 (82%)
KANNUR	43	42 (98%)	38 (88%)	34 (79%)	32 (74%)
ALAPPUZHA	35	33 (94%)	31 (89%)	31 (89%)	30 (86%)
KOTTAYAM	35	31 (89%)	31 (89%)	31 (89%)	28 (80%)
KOLLAM	31	31 (100%)	31 (100%)	31 (100%)	30 (97%)
KASARAGOD	24	23 (96%)	21 (88%)	21 (88%)	17 (71%)
WAYANAD	23	22 (96%)	19 (83%)	18 (78%)	17 (74%)
IDUKKI	22	22 (100%)	20 (91%)	20 (91%)	17 (77%)
PATHANAMTHITTA	20	19 (95%)	18 (90%)	18 (90%)	16 (80%)
Total	642	612 (95%)	563 (88%)	522 (81%)	494 (77%)

5. Appointment Booking in Hospitals (except Medical Colleges)

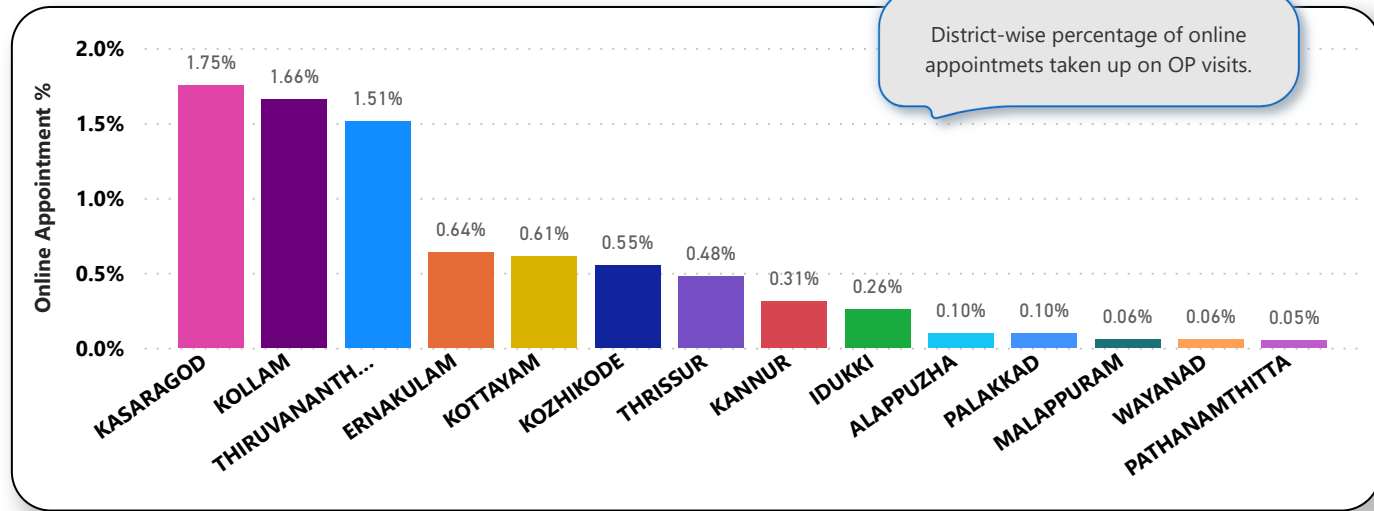


5. 1 Online Appointment Booking in Hospitals (except Medical Colleges)

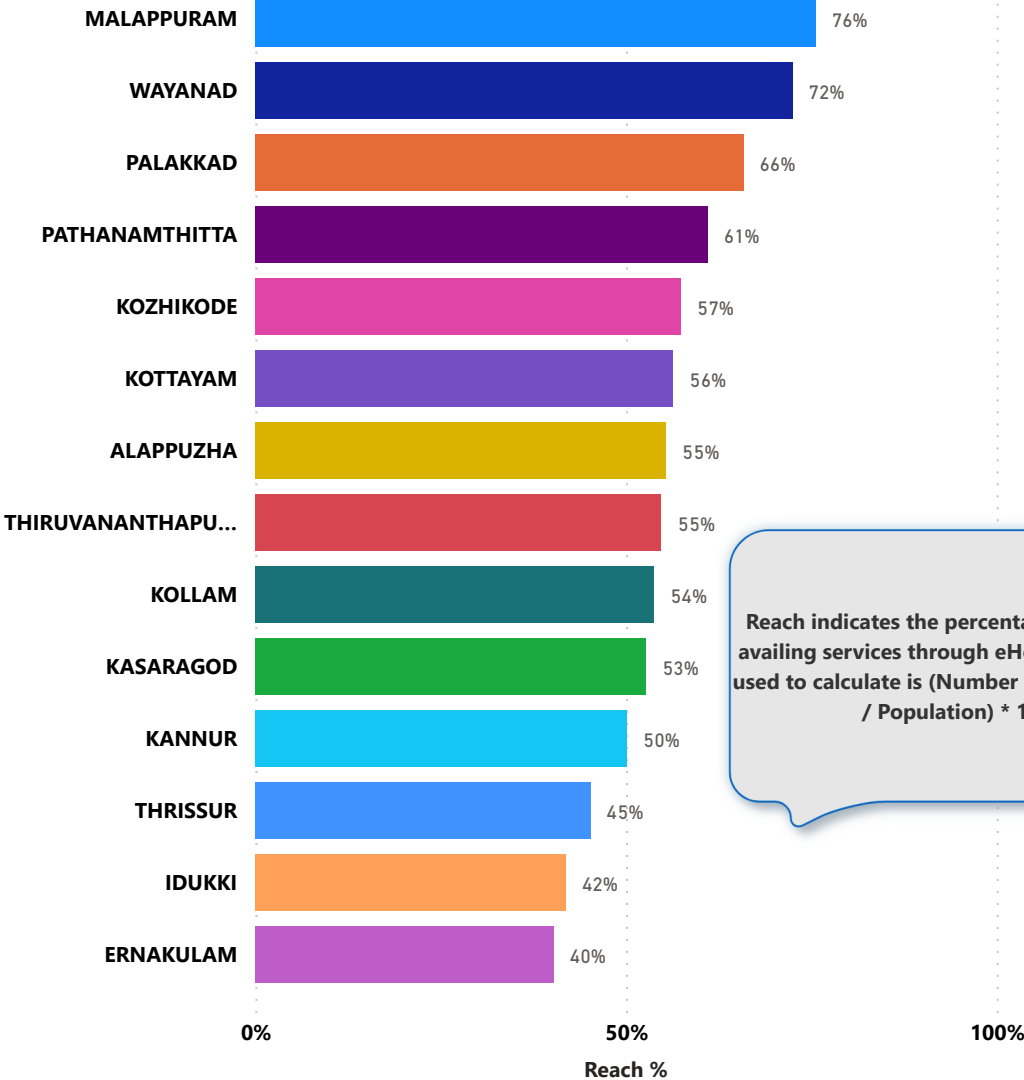
District-wise count of online appointments taken.



District-wise percentage of online appointments taken up on OP visits.



6. eHealth Performance - Reach



Reach indicates the percentage of population availing services through eHealth. The formula used to calculate is (Number of UHID registered / Population) * 100 %.