

1. eHealth Kerala - Vital Statistics

Hospital Type	Live Institutions
Family Health Centre	43
Community Health Centre	5
Urban Primary Health Centre	5
Taluk Hospital	4
Medical College Hospital	3
District Hospital	1
General Hospital	1
Specialty Hospital - Women Children	1
Taluk Headquarters Hospital	1
Total	64

2. eHealth - District Ranking Matrix Based on Performance of all Institutions (except Medical Colleges)

The ranking matrix showcases the performance of districts in providing eHealth services through all institutions (excluding Medical Colleges) based on six different parameters.

These parameters include:

1.

Number of institutions where the reception module is currently using.
2.

Percentage of UHID Visits.
3.

Percentage of Doctor Consultations.
4.

Percentage of Pharmacy Prescriptions by doctors.
5.

Percentage of lab orders through doctors.
6.

Number of Live Institutions.

Weightage is assigned to the percentages calculated in intervals of 10. The rank is determined based on the sum of these weightages.

The top-performing districts should aim to maintain their positions, while the average and low-performing districts should strive to reach the 'top four' league.

The ranking matrix for the current month, October 2024, along with the previous two months, is provided in the table below.

District	August	September	October
WAYANAD	1	2	1
PALAKKAD	2	3	2
IDUKKI	3	1	3
ALAPPUZHA	4	4	4
MALAPPURAM	4	5	4
THRISSUR	4	4	4
KOLLAM	6	6	5
PATHANAMTHITTA	7	8	6
KOTTAYAM	6	6	7
KOZHIKODE	8	7	7
KANNUR	5	9	8
THIRUVANANTHAPURAM	9	10	8
KASARAGOD	10	11	9
ERNAKULAM	11	12	10

- Best performing
- Average performing
- Low performing

3. eHealth - Institution Level Ranking (except Medical Colleges)

Hospital	Rank
FAMILY HEALTH CENTRE AYANCHERY	1
FAMILY HEALTH CENTRE KAYANNA	2
FAMILY HEALTH CENTRE KODENCHERY	2
FAMILY HEALTH CENTRE VADAKARA	2
FAMILY HEALTH CENTRE ARIKKULAM	3
FAMILY HEALTH CENTRE CHORODE	3
FAMILY HEALTH CENTRE IRINGAL KOTTAKKAL	3
FAMILY HEALTH CENTRE KOTTUR	3
FAMILY HEALTH CENTRE MOODADI	3
FAMILY HEALTH CENTRE KUNNAMANGALAM	4
FAMILY HEALTH CENTRE MADAVOOR KOZHIKODE	4
FAMILY HEALTH CENTRE MANIYOOR	4
FAMILY HEALTH CENTRE PURAMERY	4
FAMILY HEALTH CENTRE RAMANATUKARA	4
FAMILY HEALTH CENTRE THIRUVAMBADI	4
COMMUNITY HEALTH CENTRE THIRUVANGOOR	5
FAMILY HEALTH CENTRE ATHOLI	5
FAMILY HEALTH CENTRE KAKKODI	5
URBAN FAMILY HEALTH CENTRE FEROKE	5
URBAN FAMILY HEALTH CENTRE PAYYANAKKAL	5
URBAN PRIMARY HEALTH CENTRE KALLUNIRA	5
FAMILY HEALTH CENTRE KOODARANJI	6
FAMILY HEALTH CENTRE NARIPATTA	6
URBAN FAMILY HEALTH CENTRE KINASSERY	6
FAMILY HEALTH CENTRE KAYAKKODY	7
FAMILY HEALTH CENTRE CHENGOTTUKAVU	8
FAMILY HEALTH CENTRE PANANGAD	8
FAMILY HEALTH CENTRE MEPPAYUR	9
FAMILY HEALTH CENTRE NOCHAD	9
COMMUNITY HEALTH CENTRE MUKKAM	10
FAMILY HEALTH CENTRE AZHIYUR	10
FAMILY HEALTH CENTRE CHANGAROTH	11
FAMILY HEALTH CENTRE PUTHIYAPPA	11
FAMILY HEALTH CENTRE MARUTHONKARA	12
URBAN FAMILY HEALTH CENTRE PAYYOLI	12
FAMILY HEALTH CENTRE BEYPORE	13
FAMILY HEALTH CENTRE ERAMANGALAM	13
FAMILY HEALTH CENTRE PUDUPPADI	14

Hospital	Rank
FAMILY HEALTH CENTRE PERUVANNAMUZHI	27
COMMUNITY HEALTH CENTRE VALAYAM	26
COMMUNITY HEALTH CENTRE KODUVALLY	25
FAMILY HEALTH CENTRE CHERUVANNUR NALLALAM	25
FAMILY HEALTH CENTRE CHEKKIAD	24
FAMILY HEALTH CENTRE KARASSERY	24
TALUK HEADQUARTERS HOSPITAL KOYILANDY	24
WOMEN AND CHILDREN HOSPITAL KOZHIKODE	24
TALUK HOSPITAL FEROKE	23
FAMILY HEALTH CENTRE KAKKUR	22
TALUK HOSPITAL PERAMBRA	21
COMMUNITY HEALTH CENTRE ULLIYERI	20
DISTRICT HOSPITAL VADAKARA	20
FAMILY HEALTH CENTRE IRIVALLUR	20
FAMILY HEALTH CENTRE PERUMANNA	20
TALUK HOSPITAL NADAPURAM	19
FAMILY HEALTH CENTRE CHALIYAM	18
FAMILY HEALTH CENTRE VANIMEL	18
TALUK HOSPITAL KUTTIADI	18
GENERAL HOSPITAL KOZHIKODE	17
FAMILY HEALTH CENTRE MANGAD	16
FAMILY HEALTH CENTRE KIZHAKOTH	15
FAMILY HEALTH CENTRE KODIYATHUR	15
FAMILY HEALTH CENTRE PUDUPPADI	14
FAMILY HEALTH CENTRE BEYPORE	13
FAMILY HEALTH CENTRE ERAMANGALAM	13
FAMILY HEALTH CENTRE MARUTHONKARA	12
URBAN FAMILY HEALTH CENTRE PAYYOLI	12
FAMILY HEALTH CENTRE CHANGAROTH	11
FAMILY HEALTH CENTRE PUTHIYAPPA	11
COMMUNITY HEALTH CENTRE MUKKAM	10
FAMILY HEALTH CENTRE AZHIYUR	10
FAMILY HEALTH CENTRE MEPPAYUR	9
FAMILY HEALTH CENTRE NOCHAD	9
FAMILY HEALTH CENTRE CHENGOTTUKAVU	8
FAMILY HEALTH CENTRE PANANGAD	8
FAMILY HEALTH CENTRE KAYAKKODY	7

3.1 eHealth Performance - Reception Module

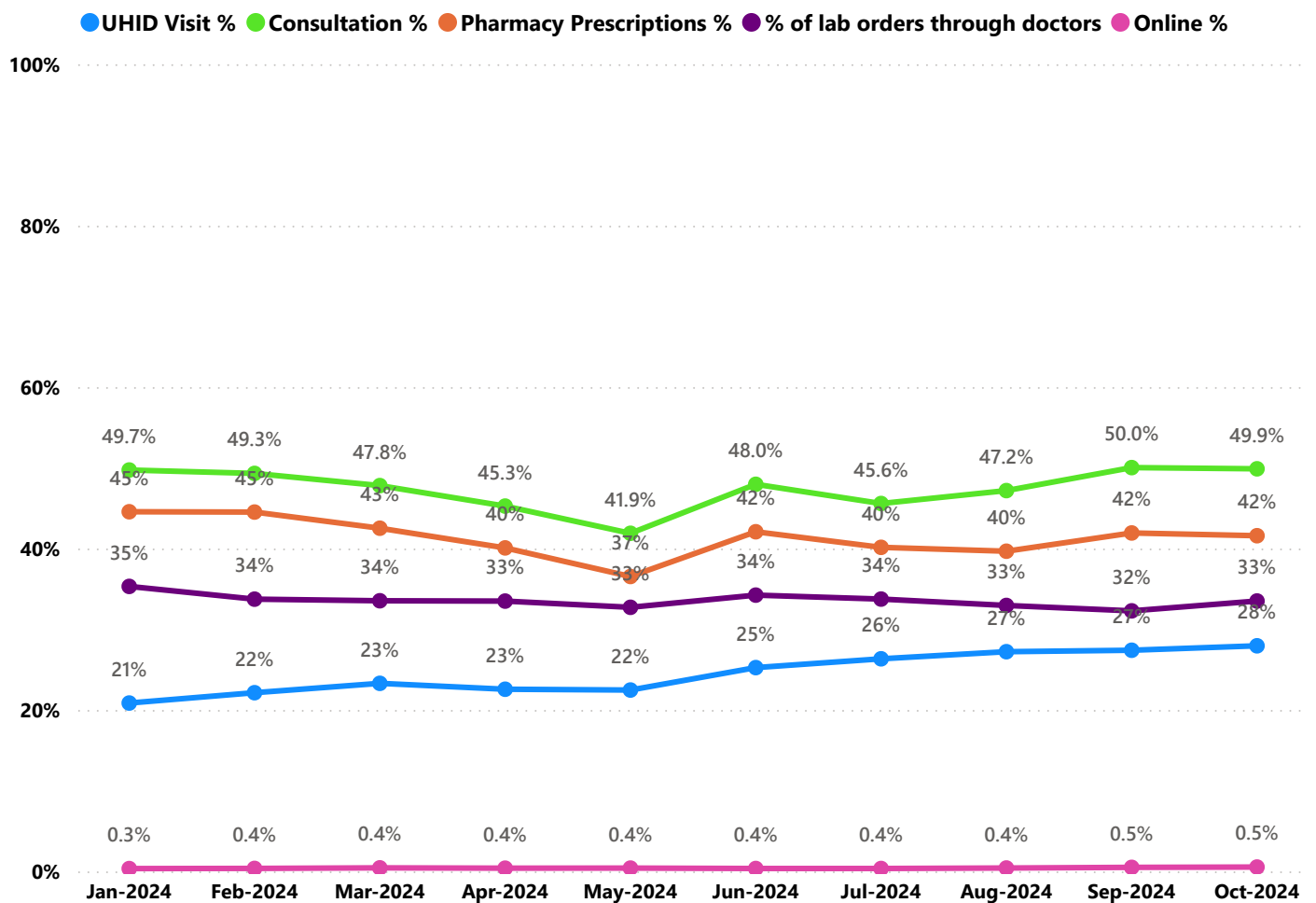
Reception Module is considered to be functional in an institution only if the number of total visits for the month is of minimum 500.

District	Institution Count	Institutions with Reception	% of institutions with Reception
KOLLAM	31	31	100.00%
KOTTAYAM	31	31	100.00%
THRISSUR	71	70	98.59%
MALAPPURAM	56	55	98.21%
KASARAGOD	23	22	95.65%
KANNUR	43	41	95.35%
PATHANAMTHITTA	20	19	95.00%
ERNAKULAM	73	69	94.52%
KOZHIKODE	61	57	93.44%
PALAKKAD	45	42	93.33%
THIRUVANANTHAPURAM	101	93	92.08%
ALAPPUZHA	33	30	90.91%
IDUKKI	22	20	90.91%
WAYANAD	23	19	82.61%

Hospital Name
FAMILY HEALTH CENTRE PERUVANNAMUZHI
FAMILY HEALTH CENTRE CHERUVANNUR NALLALAM
COMMUNITY HEALTH CENTRE VALAYAM
COMMUNITY HEALTH CENTRE KODUVALLY

Institutions where the reception module is either not started or not using

3.2 e-Health Performance Trend



- UHID Visit % is calculated as $(UHID\ Visits / Total\ Visit) * 100$
- Consultation % is calculated as $(Doctor\ Consultation / OP\ Visits) * 100$
- Pharmacy % is calculated as $(Pharmacy\ Prescriptions / Total\ OP\ Visits) * 100$
- Lab % is calculated as $(Lab\ orders\ given\ by\ doctors / Total\ Lab\ Orders) * 100$
- Online % is calculated as $(Online\ appointments\ via\ web\ portal / Total\ OP\ Visits) * 100$

3.3 e-Health Performance Indicators

Hospital	UHID Visit %	Consultation %	Pharmacy Prescriptions %	% of Lab Orders given by Doctors
FAMILY HEALTH CENTRE AYANCHERY	50.32%	93.76%	92.46%	100.00%
FAMILY HEALTH CENTRE KAYANNA	60.88%	96.24%	92.54%	79.19%
FAMILY HEALTH CENTRE KODENCHERY	63.82%	86.64%	82.40%	91.30%
FAMILY HEALTH CENTRE VADAKARA	50.64%	99.46%	90.85%	81.97%
FAMILY HEALTH CENTRE ARIKKULAM	46.17%	99.98%	91.23%	71.06%
FAMILY HEALTH CENTRE CHORODE	65.77%	94.38%	91.11%	50.54%
FAMILY HEALTH CENTRE IRINGAL KOTTAKKAL	34.56%	98.53%	88.44%	95.36%
FAMILY HEALTH CENTRE KOTTUR	82.14%	85.84%	81.89%	53.03%
FAMILY HEALTH CENTRE MOODADI	54.19%	99.10%	91.75%	62.60%
FAMILY HEALTH CENTRE KUNNAMANGALAM	25.38%	99.83%	90.96%	83.16%
FAMILY HEALTH CENTRE MADAVOOR KOZHIKODE	47.94%	98.45%	91.53%	64.44%
FAMILY HEALTH CENTRE MANIYOOR	32.65%	94.87%	92.85%	72.24%
FAMILY HEALTH CENTRE PURAMERY	52.39%	94.57%	90.98%	53.21%
FAMILY HEALTH CENTRE RAMANATUKARA	36.18%	99.36%	92.13%	76.63%
FAMILY HEALTH CENTRE THIRUVAMBADI	58.72%	93.84%	87.33%	66.84%
COMMUNITY HEALTH CENTRE THIRUVANGOOR	50.55%	98.36%	88.87%	57.79%
FAMILY HEALTH CENTRE ATHOLI	49.91%	94.68%	91.53%	55.04%
FAMILY HEALTH CENTRE KAKKODI	42.74%	89.81%	82.87%	73.70%
URBAN FAMILY HEALTH CENTRE FEROKE	19.06%	93.47%	86.11%	90.48%
URBAN FAMILY HEALTH CENTRE PAYYANAKKAL	29.64%	95.02%	82.45%	86.12%
URBAN PRIMARY HEALTH CENTRE KALLUNIRA	61.09%	90.80%	87.32%	45.65%
FAMILY HEALTH CENTRE KODARANJI	33.37%	95.02%	90.91%	59.43%
FAMILY HEALTH CENTRE NARIPATTA	52.32%	91.10%	88.52%	42.63%
URBAN FAMILY HEALTH CENTRE KINASSERY	20.21%	85.24%	71.20%	100.00%
FAMILY HEALTH CENTRE KAYAKKODY	51.14%	89.39%	84.98%	46.34%
FAMILY HEALTH CENTRE CHENGOTTUKAVU	46.39%	99.51%	96.15%	21.15%
FAMILY HEALTH CENTRE PANANGAD	53.45%	92.24%	89.06%	27.30%
FAMILY HEALTH CENTRE MEPPAYUR	39.38%	82.56%	75.65%	50.85%
FAMILY HEALTH CENTRE NOCHAD	43.55%	97.79%	91.20%	13.30%
COMMUNITY HEALTH CENTRE MUKKAM	20.84%	87.75%	73.97%	59.51%
FAMILY HEALTH CENTRE AZHIYUR	21.32%	85.14%	82.23%	41.06%
FAMILY HEALTH CENTRE CHANGAROTH	21.55%	85.62%	84.98%	37.74%
FAMILY HEALTH CENTRE PUTHIYAPPA	13.93%	99.64%	81.24%	37.20%
FAMILY HEALTH CENTRE MARUTHONKARA	34.55%	87.78%	84.62%	9.49%
URBAN FAMILY HEALTH CENTRE PAYYOLI	41.46%	79.31%	73.32%	17.96%
FAMILY HEALTH CENTRE BEYPORE	41.22%	24.95%	24.36%	100.00%
FAMILY HEALTH CENTRE ERAMANGALAM	57.87%	38.44%	31.44%	61.74%
FAMILY HEALTH CENTRE PUDUPPADI	28.35%	59.61%	27.78%	76.21%
FAMILY HEALTH CENTRE KIZHAKOTH	17.11%	62.05%	61.00%	30.00%
FAMILY HEALTH CENTRE KODIYATHUR	24.50%	54.74%	50.90%	32.82%
FAMILY HEALTH CENTRE MANGAD	41.04%	25.77%	9.70%	51.85%
GENERAL HOSPITAL KOZHIKODE	13.41%	2.10%	0.00%	100.00%

3.3 e-Health Performance Indicators

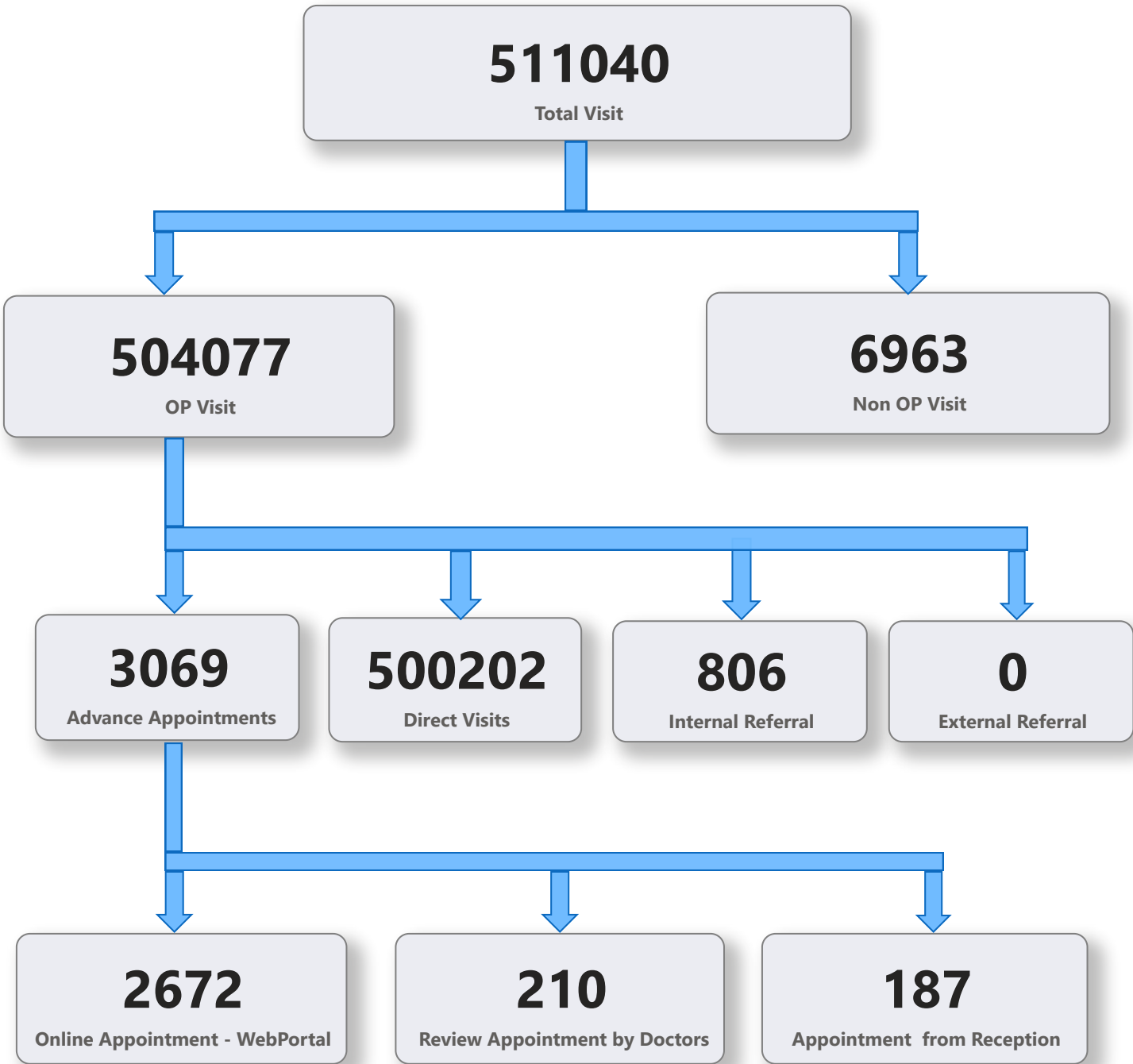
Hospital	UHID Visit %	Consultation %	Pharmacy Prescriptions %	% of Lab Orders given by Doctors
FAMILY HEALTH CENTRE PERUVANNAMUZHI	0.00%	0.00%	0.00%	0.00%
COMMUNITY HEALTH CENTRE VALAYAM	71.43%	0.00%	0.00%	0.00%
FAMILY HEALTH CENTRE CHERUVANNUR NALLALAM	100.00%	0.00%	0.00%	0.00%
COMMUNITY HEALTH CENTRE KODUVALLY	100.00%	0.00%	0.00%	0.00%
WOMEN AND CHILDREN HOSPITAL KOZHIKODE	0.67%	5.53%	0.00%	0.00%
TALUK HEADQUARTERS HOSPITAL KOYILANDY	9.67%	6.58%	3.78%	0.00%
FAMILY HEALTH CENTRE KARASSERY	0.06%	0.00%	0.00%	0.00%
FAMILY HEALTH CENTRE CHEKKIAD	9.09%	8.53%	6.86%	1.57%
TALUK HOSPITAL FEROKE	16.36%	0.00%	0.00%	0.00%
FAMILY HEALTH CENTRE KAKKUR	25.78%	1.25%	0.50%	0.00%
TALUK HOSPITAL PERAMBRA	5.54%	25.23%	10.38%	1.51%
FAMILY HEALTH CENTRE PERUMANNA	21.03%	27.06%	0.00%	0.00%
FAMILY HEALTH CENTRE IRIVALLUR	46.20%	1.55%	0.02%	0.00%
DISTRICT HOSPITAL VADAKARA	33.92%	16.11%	9.20%	7.47%
COMMUNITY HEALTH CENTRE ULLIYERI	47.78%	3.53%	2.07%	0.00%
TALUK HOSPITAL NADAPURAM	6.12%	44.27%	6.44%	15.71%
TALUK HOSPITAL KUTTIADI	8.29%	54.98%	49.25%	3.25%
FAMILY HEALTH CENTRE VANIMEL	35.56%	40.68%	18.40%	11.89%
FAMILY HEALTH CENTRE CHALIYAM	6.98%	58.81%	34.73%	19.20%
GENERAL HOSPITAL KOZHIKODE	13.41%	2.10%	0.00%	100.00%
FAMILY HEALTH CENTRE MANGAD	41.04%	25.77%	9.70%	51.85%
FAMILY HEALTH CENTRE KODIYATHUR	24.50%	54.74%	50.90%	32.82%
FAMILY HEALTH CENTRE KIZHAKOTH	17.11%	62.05%	61.00%	30.00%
FAMILY HEALTH CENTRE PUDUPPADI	28.35%	59.61%	27.78%	76.21%
FAMILY HEALTH CENTRE ERAMANGALAM	57.87%	38.44%	31.44%	61.74%
FAMILY HEALTH CENTRE BEYPORE	41.22%	24.95%	24.36%	100.00%
URBAN FAMILY HEALTH CENTRE PAYYOLI	41.46%	79.31%	73.32%	17.96%
FAMILY HEALTH CENTRE MARUTHONKARA	34.55%	87.78%	84.62%	9.49%
FAMILY HEALTH CENTRE PUTHIYAPPA	13.93%	99.64%	81.24%	37.20%
FAMILY HEALTH CENTRE CHANGAROTH	21.55%	85.62%	84.98%	37.74%
FAMILY HEALTH CENTRE AZHIYUR	21.32%	85.14%	82.23%	41.06%
COMMUNITY HEALTH CENTRE MUKKAM	20.84%	87.75%	73.97%	59.51%
FAMILY HEALTH CENTRE NOCHAD	43.55%	97.79%	91.20%	13.30%
FAMILY HEALTH CENTRE MEPPAYUR	39.38%	82.56%	75.65%	50.85%
FAMILY HEALTH CENTRE PANANGAD	53.45%	92.24%	89.06%	27.30%
FAMILY HEALTH CENTRE CHENGOTTUKAVU	46.39%	99.51%	96.15%	21.15%
FAMILY HEALTH CENTRE KAYAKKODY	51.14%	89.39%	84.98%	46.34%
URBAN FAMILY HEALTH CENTRE KINASSERY	20.21%	85.24%	71.20%	100.00%

4. Status of Modules Usage in Hospitals

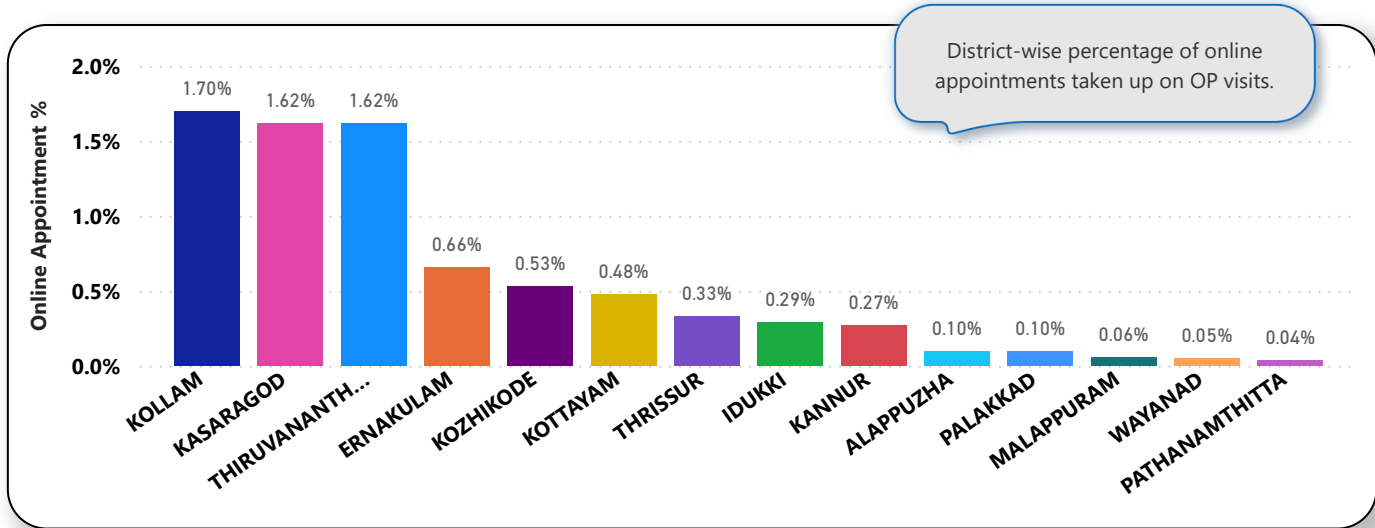
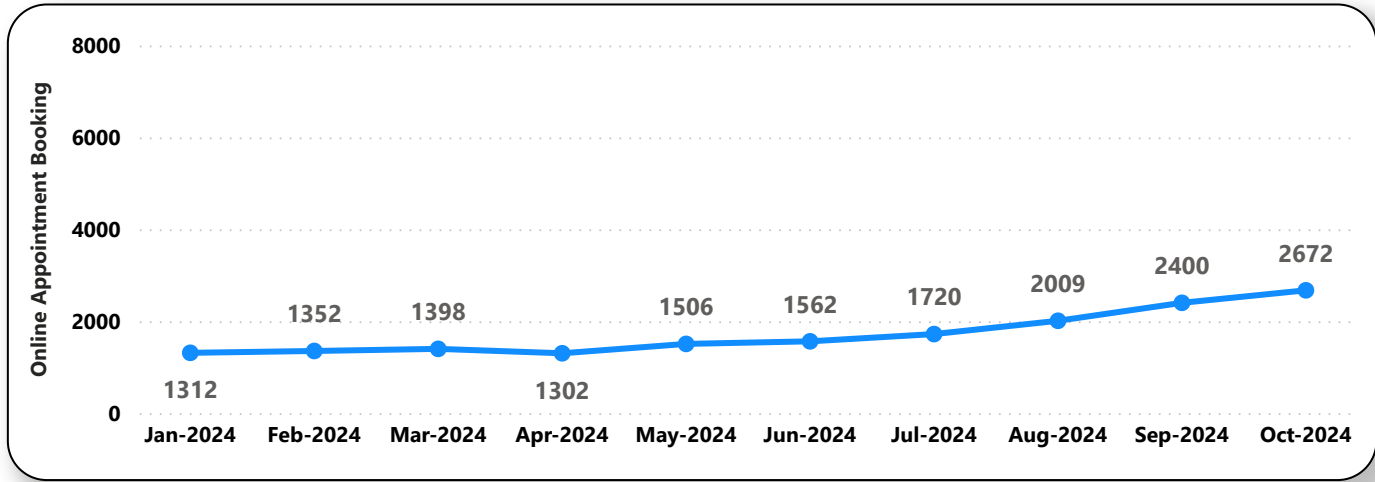
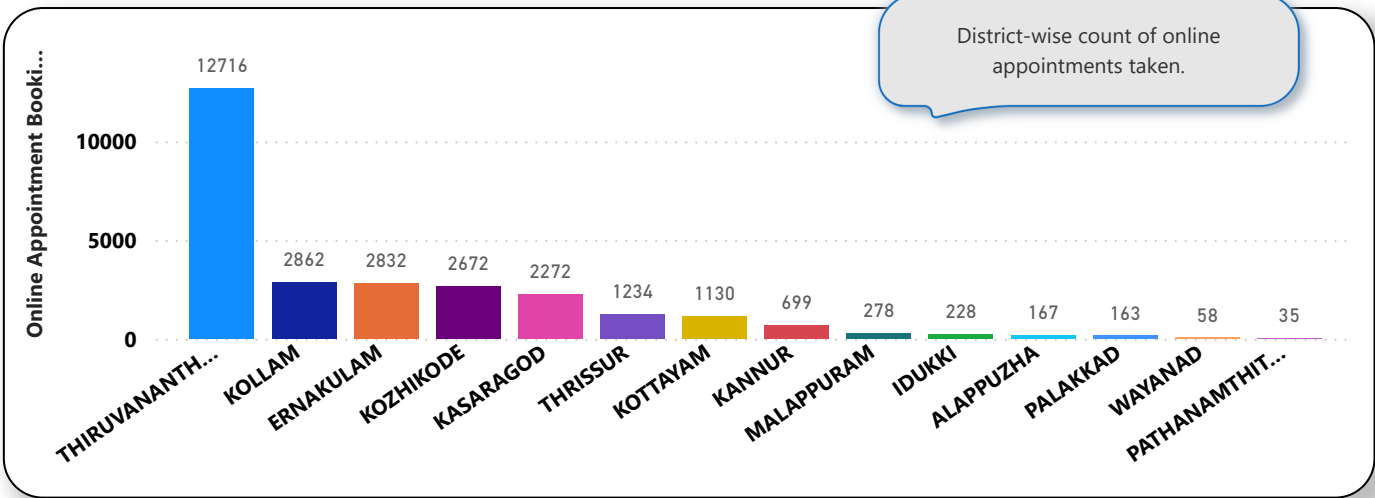
District wise status of live institutions and the count of various modules [Reception, OP Consultation, Lab, Pharmacy] started / functional. This list excludes Medical College Hospitals, CCRC and PH Labs.

District	Live Institutions	Reception	Consultation	Pharmacy	Lab
THIRUVANANTHAPURAM	100	95 (95%)	88 (88%)	76 (76%)	83 (83%)
ERNAKULAM	72	69 (96%)	49 (68%)	38 (53%)	29 (40%)
THRISSUR	71	70 (99%)	69 (97%)	64 (90%)	61 (86%)
KOZHIKODE	61	57 (93%)	51 (84%)	47 (77%)	45 (74%)
MALAPPURAM	56	55 (98%)	52 (93%)	43 (77%)	43 (77%)
PALAKKAD	45	42 (93%)	40 (89%)	37 (82%)	37 (82%)
KANNUR	43	41 (95%)	37 (86%)	32 (74%)	29 (67%)
ALAPPUZHA	33	30 (91%)	30 (91%)	30 (91%)	28 (85%)
KOLLAM	31	31 (100%)	31 (100%)	31 (100%)	30 (97%)
KOTTAYAM	31	31 (100%)	31 (100%)	31 (100%)	28 (90%)
KASARAGOD	23	22 (96%)	21 (91%)	20 (87%)	19 (83%)
WAYANAD	23	19 (83%)	17 (74%)	17 (74%)	15 (65%)
IDUKKI	22	20 (91%)	19 (86%)	19 (86%)	17 (77%)
PATHANAMTHITTA	20	19 (95%)	17 (85%)	17 (85%)	14 (70%)
Total	631	601 (95%)	552 (87%)	502 (80%)	478 (76%)

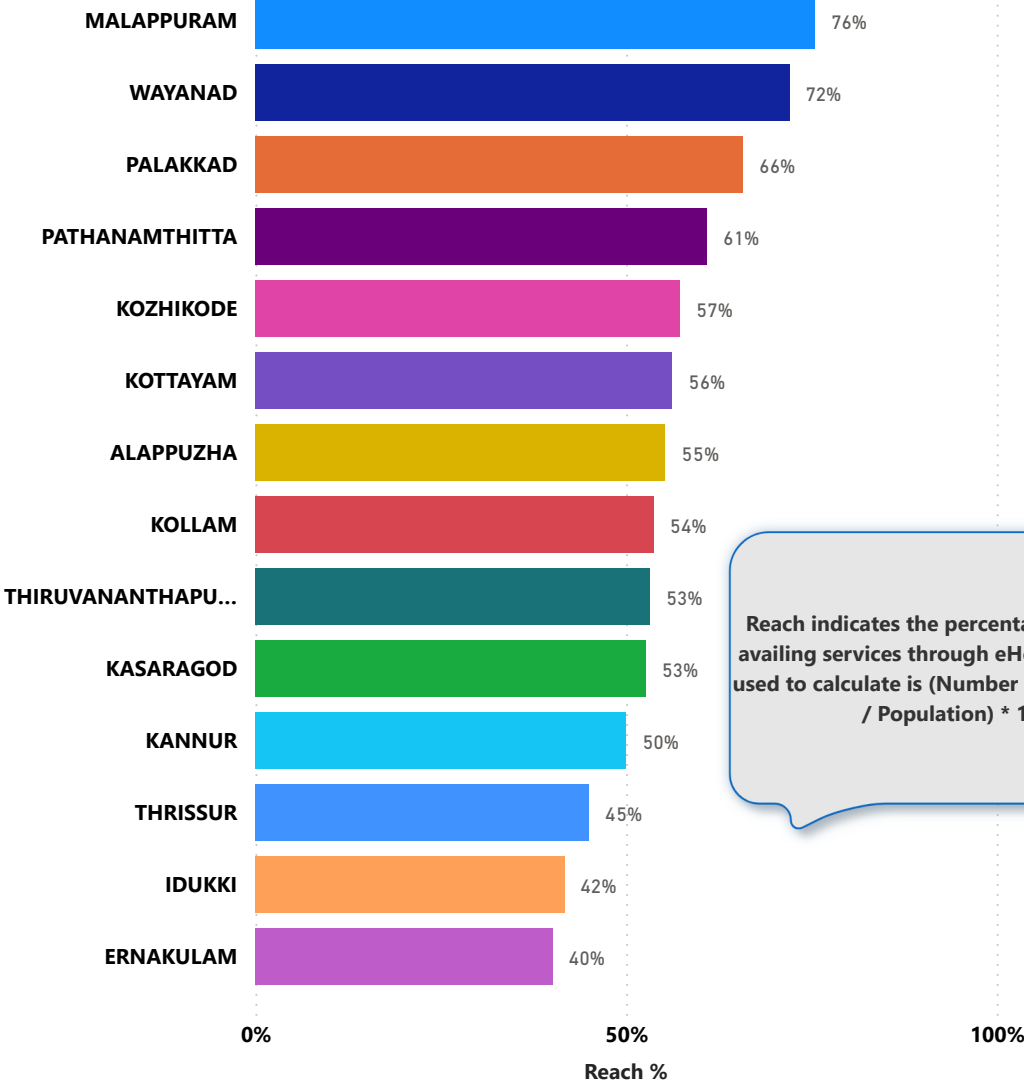
5. Appointment Booking in Hospitals (except Medical Colleges)



5. 1 Online Appointment Booking in Hospitals (except Medical Colleges)



6. eHealth Performance - Reach



Reach indicates the percentage of population availing services through eHealth. The formula used to calculate is (Number of UHID registered / Population) * 100 %.