

1. eHealth Kerala - Vital Statistics

Hospital Type	Live Institutions
Family Health Centre	45
Urban Primary Health Centre	5
District Hospital	2
Taluk Headquarters Hospital	2
Medical College Hospital	1
Public Health Laboratory	1
Specialty Hospital - Women Children	1
Taluk Hospital	1
Total	58

2. eHealth - District Ranking Matrix Based on Performance of all Institutions (except Medical Colleges)

The ranking matrix showcases the performance of districts in providing eHealth services through all institutions (excluding Medical Colleges) based on six different parameters.

These parameters include:

1.

Number of institutions where the reception module is currently using.
2.

Percentage of UHID Visits.
3.

Percentage of Doctor Consultations.
4.

Percentage of Pharmacy Prescriptions by doctors.
5.

Percentage of lab orders through doctors.
6.

Number of Live Institutions.

Weightage is assigned to the percentages calculated in intervals of 10. The rank is determined based on the sum of these weightages.

The top-performing districts should aim to maintain their positions, while the average and low-performing districts should strive to reach the 'top four' league.

The ranking matrix for the current month, October 2024, along with the previous two months, is provided in the table below.

District	August	September	October
WAYANAD	1	2	1
PALAKKAD	2	3	2
IDUKKI	3	1	3
ALAPPUZHA	4	4	4
MALAPPURAM	4	5	4
THRISSUR	4	4	4
KOLLAM	6	6	5
PATHANAMTHITTA	7	8	6
KOTTAYAM	6	6	7
KOZHIKODE	8	7	7
KANNUR	5	9	8
THIRUVANANTHAPURAM	9	10	8
KASARAGOD	10	11	9
ERNAKULAM	11	12	10

- Best performing
- Average performing
- Low performing

3. eHealth - Institution Level Ranking (except Medical Colleges)

Hospital	Rank
FAMILY HEALTH CENTRE MOORKKANAD	1
FAMILY HEALTH CENTRE PULIKKAL	1
FAMILY HEALTH CENTRE CHERUKAVU	2
FAMILY HEALTH CENTRE PONMALA	2
FAMILY HEALTH CENTRE THIRUNAVAYA	2
FAMILY HEALTH CENTRE MOONNIYUR	3
FAMILY HEALTH CENTRE ATHANIKKAL	4
FAMILY HEALTH CENTRE CHELEMBRA	4
FAMILY HEALTH CENTRE PARAPPANANGADI	4
FAMILY HEALTH CENTRE A R NAGAR	5
FAMILY HEALTH CENTRE CHOKKAD	5
FAMILY HEALTH CENTRE KARULAI	5
FAMILY HEALTH CENTRE MORAYUR	5
FAMILY HEALTH CENTRE KOTTAKKAL	6
FAMILY HEALTH CENTRE NANNAMBRA	7
FAMILY HEALTH CENTRE VAZHIKKADAVU	7
BLOCK FAMILY HEALTH CENTRE THIRUVALI	8
FAMILY HEALTH CENTRE KOOTYAI	8
FAMILY HEALTH CENTRE VALAVANNUR	8
URBAN PRIMARY HEALTH CENTRE VETTEKODE	8
FAMILY HEALTH CENTRE ELAMKULAM	9
FAMILY HEALTH CENTRE VAZHAYOOR	9
FAMILY HEALTH CENTRE THAZHEKODE	10
URBAN PRIMARY HEALTH CENTRE NILAMBUR	10
URBAN PRIMARY HEALTH CENTRE PERINTHALMANNA	10
FAMILY HEALTH CENTRE CHALIYAR	11
FAMILY HEALTH CENTRE THRIKKALANGODE	11
FAMILY HEALTH CENTRE VAZHAKKAD	12
FAMILY HEALTH CENTRE MARAKKARA	13
FAMILY HEALTH CENTRE PORUR	13
FAMILY HEALTH CENTRE OZHUR	14
FAMILY HEALTH CENTRE PANG	14
FAMILY HEALTH CENTRE THALAKKAD	14
FAMILY HEALTH CENTRE TRIPRANGODE	15
URBAN PRIMARY HEALTH CENTRE MANGALASSERY	15
FAMILY HEALTH CENTRE POTHUKAL	16

Hospital	Rank
FAMILY HEALTH CENTRE VATTAMKULAM	24
DISTRICT HOSPITAL PERINTALMANNA	23
DISTRICT HOSPITAL TIRUR	23
TALUK HEAD QUARTERS HOSPITAL MALAPPURAM	23
TALUK HOSPITAL WANDOOR	23
FAMILY HEALTH CENTRE THUVVUR	22
FAMILY HEALTH CENTRE PANDIKKAD	22
WOMEN AND CHILDRENS HOSPITAL PONNANI	22
FAMILY HEALTH CENTRE ALAMKODE	21
FAMILY HEALTH CENTRE KUZHIMANNA	21
TALUK HEAD QUARTERS HOSPITAL TIRURANGADI	20
FAMILY HEALTH CENTRE EDAYUR	19
FAMILY HEALTH CENTRE POOVATHIKKAL	19
FAMILY HEALTH CENTRE PALAPPETTY	18
FAMILY HEALTH CENTRE TRIPPANACHI	18
FAMILY HEALTH CENTRE CHEMMALASSERY	17
FAMILY HEALTH CENTRE KALADI	17
FAMILY HEALTH CENTRE POTHUKAL	16
FAMILY HEALTH CENTRE THANALUR	16
FAMILY HEALTH CENTRE VELIYANCODE	16
URBAN PRIMARY HEALTH CENTRE BIYYAM	16
FAMILY HEALTH CENTRE TRIPRANGODE	15
URBAN PRIMARY HEALTH CENTRE MANGALASSERY	15
FAMILY HEALTH CENTRE OZHUR	14
FAMILY HEALTH CENTRE PANG	14
FAMILY HEALTH CENTRE THALAKKAD	14
FAMILY HEALTH CENTRE MARAKKARA	13
FAMILY HEALTH CENTRE PORUR	13
FAMILY HEALTH CENTRE VAZHAKKAD	12
FAMILY HEALTH CENTRE CHALIYAR	11
FAMILY HEALTH CENTRE THRIKKALANGODE	11
FAMILY HEALTH CENTRE THAZHEKODE	10
URBAN PRIMARY HEALTH CENTRE NILAMBUR	10
URBAN PRIMARY HEALTH CENTRE PERINTHALMANNA	10
FAMILY HEALTH CENTRE ELAMKULAM	9

3.1 eHealth Performance - Reception Module

Reception Module is considered to be functional in an institution only if the number of total visits for the month is of minimum 500.

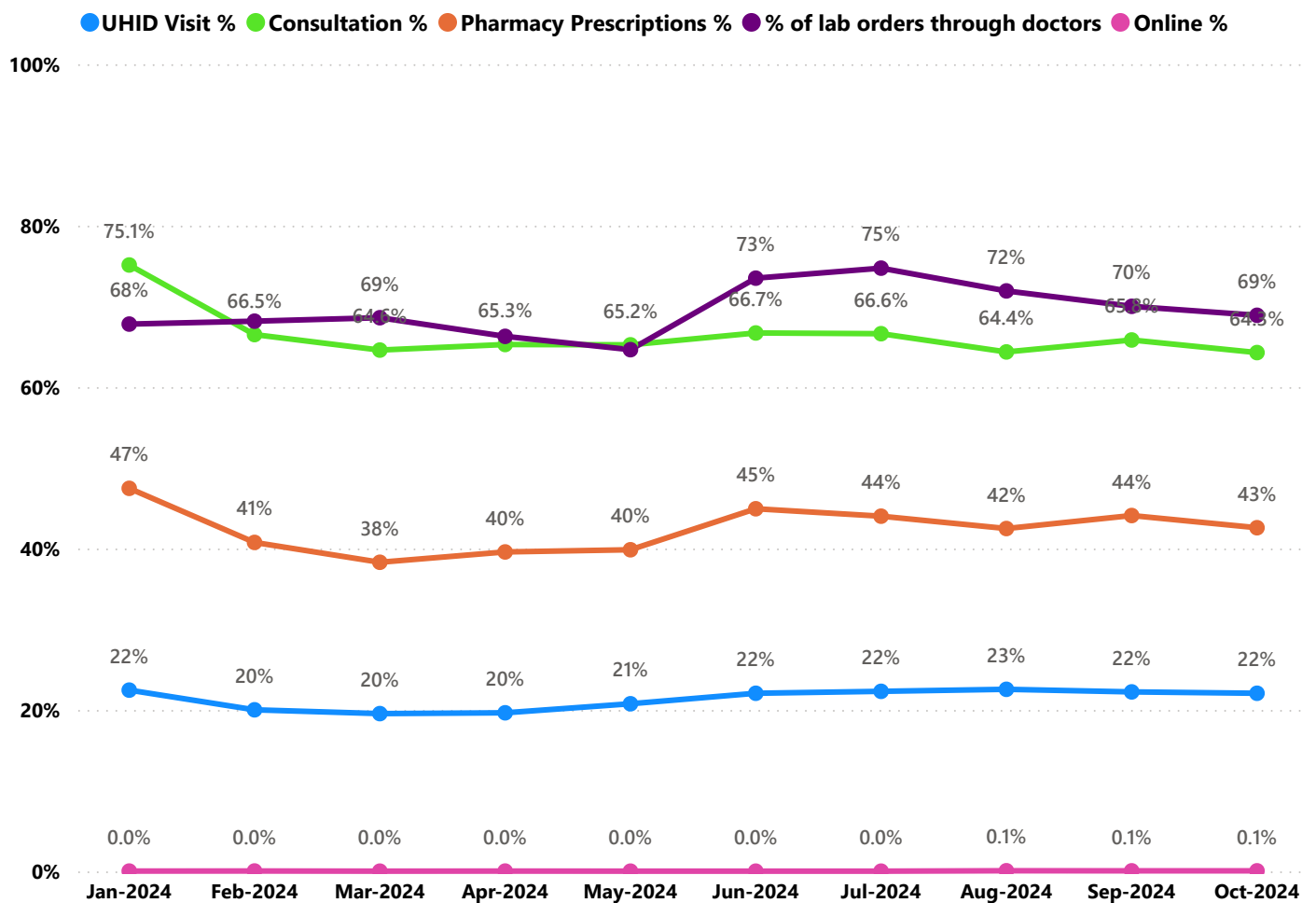
District	Institution Count	Institutions with Reception	% of institutions with Reception
KOLLAM	31	31	100.00%
KOTTAYAM	31	31	100.00%
THRISSUR	71	70	98.59%
MALAPPURAM	56	55	98.21%
KASARAGOD	23	22	95.65%
KANNUR	43	41	95.35%
PATHANAMTHITTA	20	19	95.00%
ERNAKULAM	73	69	94.52%
KOZHIKODE	61	57	93.44%
PALAKKAD	45	42	93.33%
THIRUVANANTHAPURAM	101	93	92.08%
ALAPPUZHA	33	30	90.91%
IDUKKI	22	20	90.91%
WAYANAD	23	19	82.61%

Hospital Name

FAMILY HEALTH CENTRE VATTAMKULAM

Institutions where the reception module is either not started or not using

3.2 e-Health Performance Trend



- UHID Visit % is calculated as $(UHID\ Visits / Total\ Visit) * 100$
- Consultation % is calculated as $(Doctor\ Consultation / OP\ Visits) * 100$
- Pharmacy % is calculated as $(Pharmacy\ Prescriptions / Total\ OP\ Visits) * 100$
- Lab % is calculated as $(Lab\ orders\ given\ by\ doctors / Total\ Lab\ Orders) * 100$
- Online % is calculated as $(Online\ appointments\ via\ web\ portal / Total\ OP\ Visits) * 100$

3.3 e-Health Performance Indicators

Hospital	UHID Visit %	Consultation %	Pharmacy Prescriptions %	% of Lab Orders given by Doctors
FAMILY HEALTH CENTRE MOORKKANAD	77.08%	99.74%	94.45%	100.00%
FAMILY HEALTH CENTRE PULIKKAL	73.61%	99.37%	93.36%	100.00%
FAMILY HEALTH CENTRE CHERUKAVU	73.57%	100.00%	85.88%	96.58%
FAMILY HEALTH CENTRE PONMALA	74.00%	99.47%	87.32%	93.27%
FAMILY HEALTH CENTRE THIRUNAVAYA	68.63%	98.92%	96.75%	99.16%
FAMILY HEALTH CENTRE MOONNIYUR	56.75%	99.06%	92.83%	94.19%
FAMILY HEALTH CENTRE ATHANIKKAL	72.92%	87.91%	84.51%	86.51%
FAMILY HEALTH CENTRE CHELEMBRA	68.97%	99.72%	70.74%	99.58%
FAMILY HEALTH CENTRE PARAPPANANGADI	41.59%	99.69%	96.37%	98.07%
FAMILY HEALTH CENTRE A R NAGAR	44.05%	99.92%	88.50%	95.30%
FAMILY HEALTH CENTRE CHOKKAD	63.10%	98.25%	94.43%	68.04%
FAMILY HEALTH CENTRE KARULAI	35.23%	98.86%	93.97%	99.58%
FAMILY HEALTH CENTRE MORAYUR	55.91%	99.81%	90.55%	75.40%
FAMILY HEALTH CENTRE KOTTAKKAL	27.11%	99.92%	90.07%	99.61%
FAMILY HEALTH CENTRE NANNAMBRA	25.55%	99.74%	75.92%	98.22%
FAMILY HEALTH CENTRE VAZHICKADAVU	22.52%	99.50%	92.26%	78.32%
BLOCK FAMILY HEALTH CENTRE THIRUVALI	46.62%	96.12%	79.08%	69.57%
FAMILY HEALTH CENTRE KOOTTAYI	33.58%	89.56%	64.52%	100.00%
FAMILY HEALTH CENTRE VALAVANNUR	5.42%	93.42%	81.84%	97.70%
URBAN PRIMARY HEALTH CENTRE VETTEKODE	14.71%	96.47%	89.76%	85.44%
FAMILY HEALTH CENTRE ELAMKULAM	75.54%	95.31%	56.87%	45.41%
FAMILY HEALTH CENTRE VAZHAYOOR	8.23%	98.59%	72.65%	100.00%
FAMILY HEALTH CENTRE THAZHEKODE	20.89%	96.11%	81.29%	50.95%
URBAN PRIMARY HEALTH CENTRE NILAMBUR	15.24%	94.17%	54.82%	99.65%
URBAN PRIMARY HEALTH CENTRE PERINTHALMANNA	11.83%	88.78%	60.68%	96.04%
FAMILY HEALTH CENTRE CHALIYAR	49.08%	59.08%	53.16%	98.92%
FAMILY HEALTH CENTRE THRIKKALANGODE	15.23%	95.45%	68.66%	78.05%
FAMILY HEALTH CENTRE VAZHAKKAD	7.66%	94.46%	84.26%	55.00%
FAMILY HEALTH CENTRE MARAKKARA	12.10%	99.52%	64.84%	51.87%
FAMILY HEALTH CENTRE PORUR	73.27%	60.59%	52.88%	34.52%
FAMILY HEALTH CENTRE OZHUR	2.03%	88.58%	29.18%	93.55%
FAMILY HEALTH CENTRE PANG	20.43%	77.10%	69.48%	47.02%
FAMILY HEALTH CENTRE THALAKKAD	4.20%	94.42%	65.72%	48.02%
FAMILY HEALTH CENTRE TRIPRANGODE	28.78%	87.72%	63.93%	20.45%
URBAN PRIMARY HEALTH CENTRE MANGALASSERY	0.50%	78.35%	60.53%	51.82%
FAMILY HEALTH CENTRE POTHUKAL	8.87%	89.21%	3.19%	100.00%
FAMILY HEALTH CENTRE THANALUR	46.37%	35.38%	18.54%	95.31%
FAMILY HEALTH CENTRE VELIYANCODE	0.03%	64.83%	23.80%	100.00%
URBAN PRIMARY HEALTH CENTRE BIYYAM	1.55%	75.63%	73.94%	34.15%

3.3 e-Health Performance Indicators

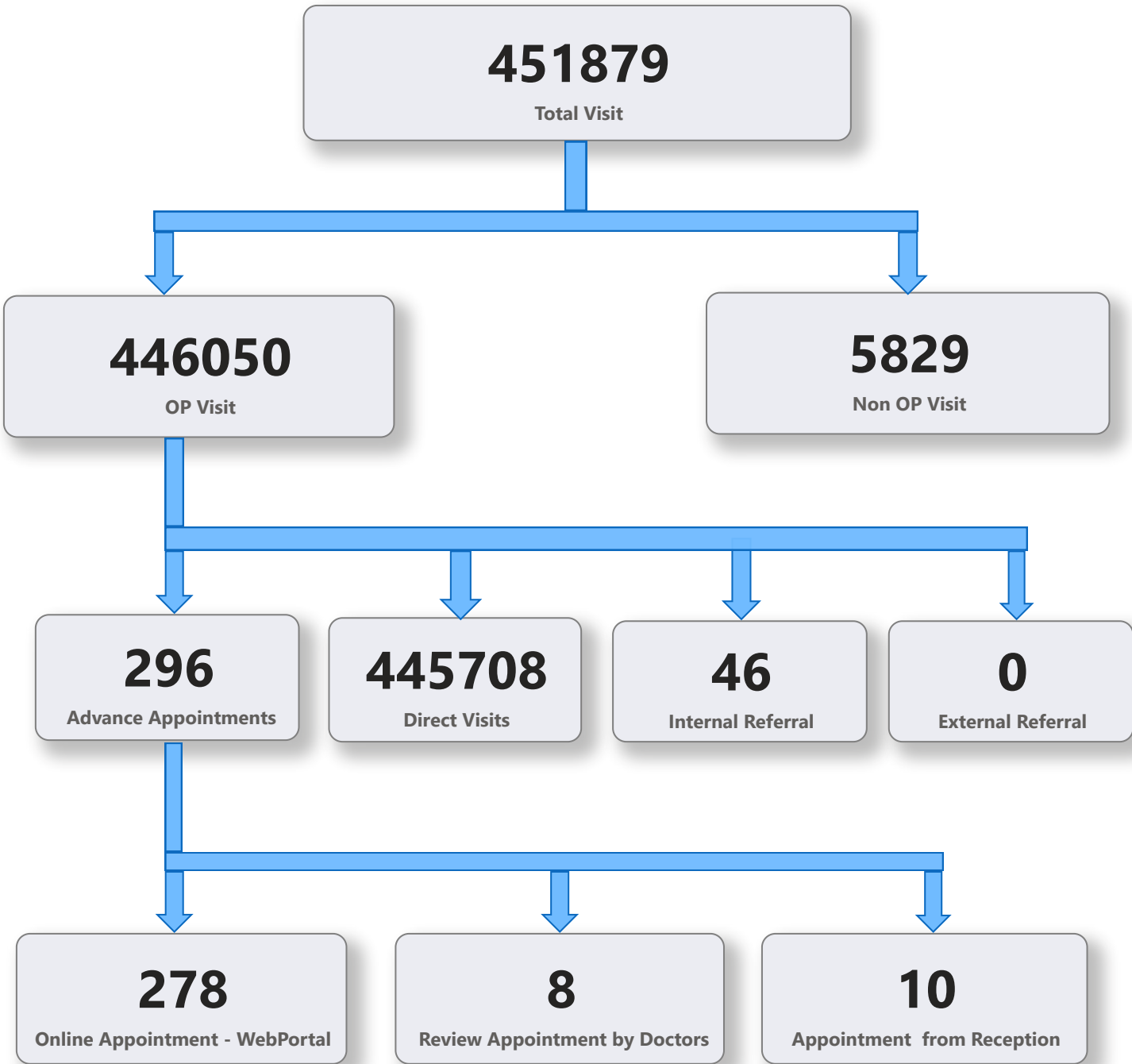
Hospital	UHID Visit %	Consultation %	Pharmacy Prescriptions %	% of Lab Orders given by Doctors
FAMILY HEALTH CENTRE VATTAMKULAM	100.00%	0.00%	0.00%	0.00%
TALUK HOSPITAL WANDOOD	0.57%	0.00%	0.00%	0.00%
TALUK HEAD QUARTERS HOSPITAL MALAPPURAM	0.03%	5.99%	0.00%	0.00%
DISTRICT HOSPITAL TIRUR	0.33%	0.00%	0.00%	0.00%
DISTRICT HOSPITAL PERINTALMANNA	0.38%	0.00%	0.00%	0.00%
WOMEN AND CHILDRENS HOSPITAL PONNANI	0.12%	50.77%	0.79%	0.19%
FAMILY HEALTH CENTRE PANDIKKAD	2.21%	54.52%	0.00%	8.67%
FAMILY HEALTH CENTRE THUVVUR	16.83%	44.39%	2.76%	0.34%
FAMILY HEALTH CENTRE KUZHIMANNA	11.09%	98.68%	0.00%	0.51%
FAMILY HEALTH CENTRE ALAMKODE	22.84%	81.16%	0.00%	5.84%
TALUK HEAD QUARTERS HOSPITAL TIRURANGADI	0.71%	19.22%	12.58%	100.00%
FAMILY HEALTH CENTRE POOVATHIKKAL	7.59%	96.93%	47.08%	0.00%
FAMILY HEALTH CENTRE EDAYUR	27.08%	24.67%	0.02%	100.00%
FAMILY HEALTH CENTRE TRIPKANACHI	0.27%	86.92%	39.70%	30.37%
FAMILY HEALTH CENTRE PALAPPETTY	7.41%	39.41%	29.98%	100.00%
FAMILY HEALTH CENTRE KALADI	39.16%	91.24%	47.00%	8.08%
FAMILY HEALTH CENTRE CHEMMALASSERY	70.75%	99.13%	0.02%	0.26%
URBAN PRIMARY HEALTH CENTRE BIYYAM	1.55%	75.63%	73.94%	34.15%
FAMILY HEALTH CENTRE VELIYANCODE	0.03%	64.83%	23.80%	100.00%
FAMILY HEALTH CENTRE THANALUR	46.37%	35.38%	18.54%	95.31%
FAMILY HEALTH CENTRE POTHUKAL	8.87%	89.21%	3.19%	100.00%
URBAN PRIMARY HEALTH CENTRE MANGALASSERY	0.50%	78.35%	60.53%	51.82%
FAMILY HEALTH CENTRE TRIPRANGODE	28.78%	87.72%	63.93%	20.45%
FAMILY HEALTH CENTRE THALAKKAD	4.20%	94.42%	65.72%	48.02%
FAMILY HEALTH CENTRE PANG	20.43%	77.10%	69.48%	47.02%
FAMILY HEALTH CENTRE OZHUR	2.03%	88.58%	29.18%	93.55%
FAMILY HEALTH CENTRE PORUR	73.27%	60.59%	52.88%	34.52%
FAMILY HEALTH CENTRE MARAKKARA	12.10%	99.52%	64.84%	51.87%
FAMILY HEALTH CENTRE VAZHAKKAD	7.66%	94.46%	84.26%	55.00%
FAMILY HEALTH CENTRE THRIKKALANGODE	15.23%	95.45%	68.66%	78.05%
FAMILY HEALTH CENTRE CHALIYAR	49.08%	59.08%	53.16%	98.92%
URBAN PRIMARY HEALTH CENTRE PERINTALMANNA	11.83%	88.78%	60.68%	96.04%
URBAN PRIMARY HEALTH CENTRE NILAMBUR	15.24%	94.17%	54.82%	99.65%
FAMILY HEALTH CENTRE THAZHEKODE	20.89%	96.11%	81.29%	50.95%
FAMILY HEALTH CENTRE VAZHAYOOR	8.23%	98.59%	72.65%	100.00%
FAMILY HEALTH CENTRE ELAMKULAM	75.54%	95.31%	56.87%	45.41%
URBAN PRIMARY HEALTH CENTRE VETTEKODE	14.71%	96.47%	89.76%	85.44%
FAMILY HEALTH CENTRE VALAVANNUR	5.42%	93.42%	81.84%	97.70%

4. Status of Modules Usage in Hospitals

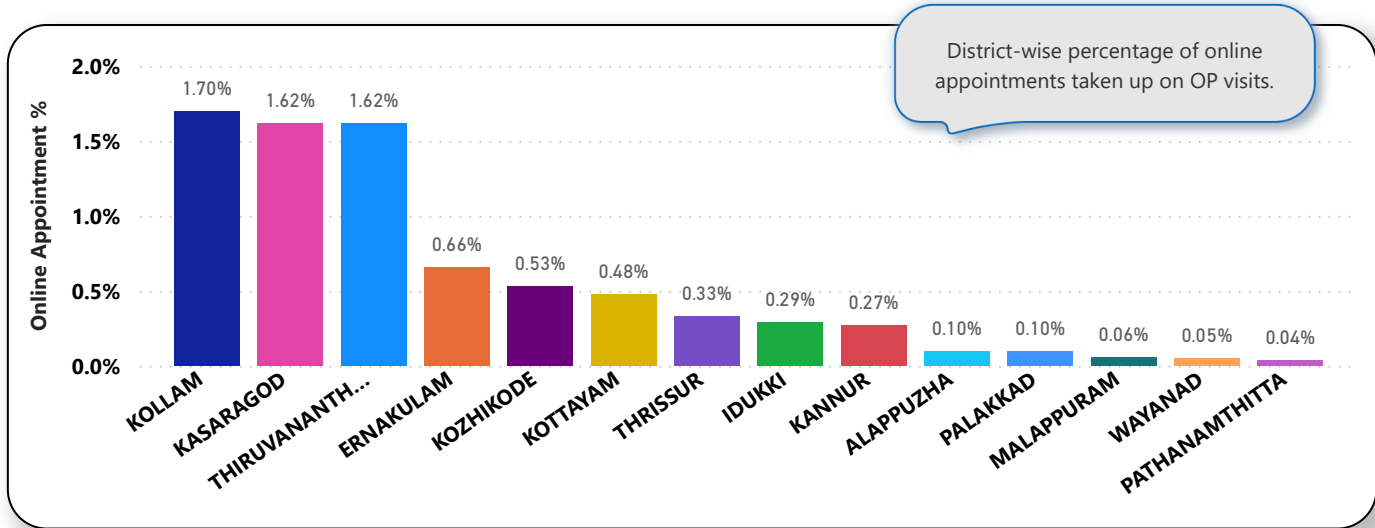
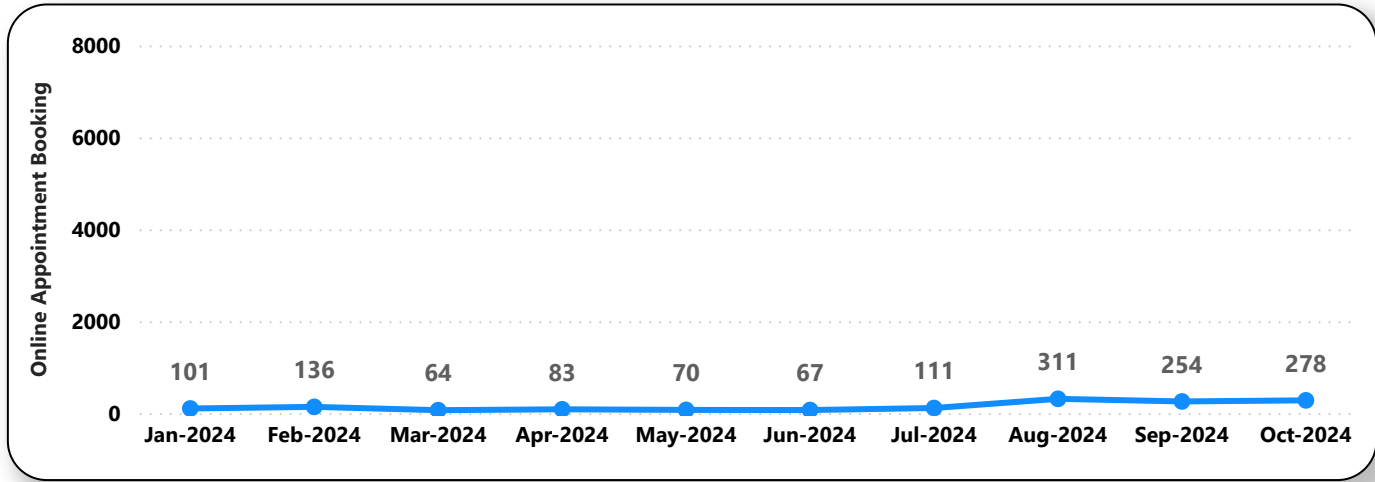
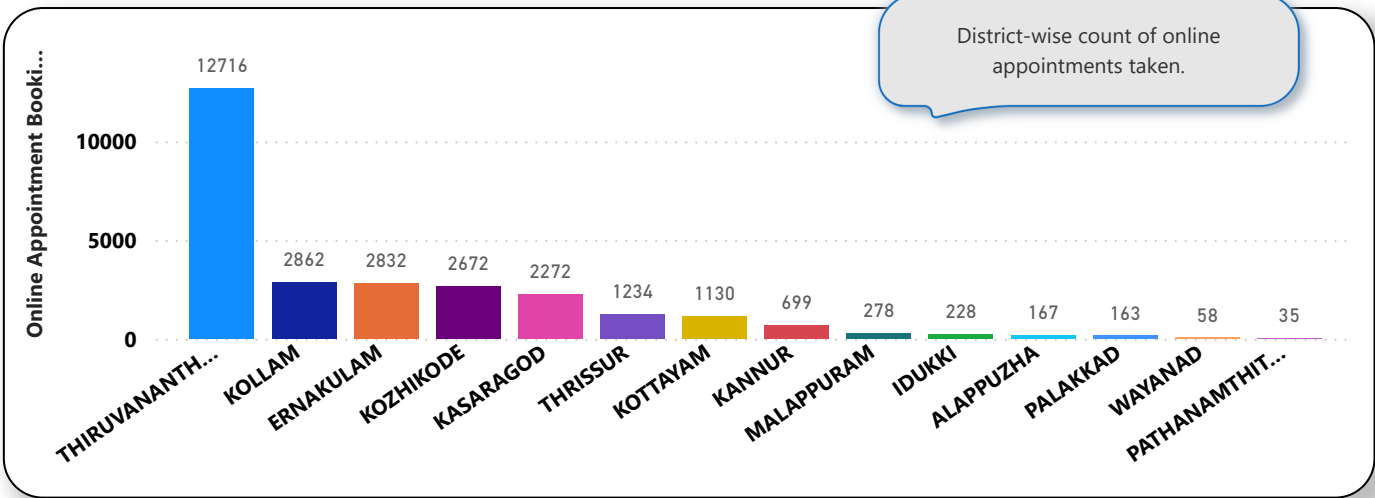
District wise status of live institutions and the count of various modules [Reception, OP Consultation, Lab, Pharmacy] started / functional. This list excludes Medical College Hospitals, CCRC and PH Labs.

District	Live Institutions	Reception	Consultation	Pharmacy	Lab
THIRUVANANTHAPURAM	100	95 (95%)	88 (88%)	76 (76%)	83 (83%)
ERNAKULAM	72	69 (96%)	49 (68%)	38 (53%)	29 (40%)
THRISSUR	71	70 (99%)	69 (97%)	64 (90%)	61 (86%)
KOZHIKODE	61	57 (93%)	51 (84%)	47 (77%)	45 (74%)
MALAPPURAM	56	55 (98%)	52 (93%)	43 (77%)	43 (77%)
PALAKKAD	45	42 (93%)	40 (89%)	37 (82%)	37 (82%)
KANNUR	43	41 (95%)	37 (86%)	32 (74%)	29 (67%)
ALAPPUZHA	33	30 (91%)	30 (91%)	30 (91%)	28 (85%)
KOLLAM	31	31 (100%)	31 (100%)	31 (100%)	30 (97%)
KOTTAYAM	31	31 (100%)	31 (100%)	31 (100%)	28 (90%)
KASARAGOD	23	22 (96%)	21 (91%)	20 (87%)	19 (83%)
WAYANAD	23	19 (83%)	17 (74%)	17 (74%)	15 (65%)
IDUKKI	22	20 (91%)	19 (86%)	19 (86%)	17 (77%)
PATHANAMTHITTA	20	19 (95%)	17 (85%)	17 (85%)	14 (70%)
Total	631	601 (95%)	552 (87%)	502 (80%)	478 (76%)

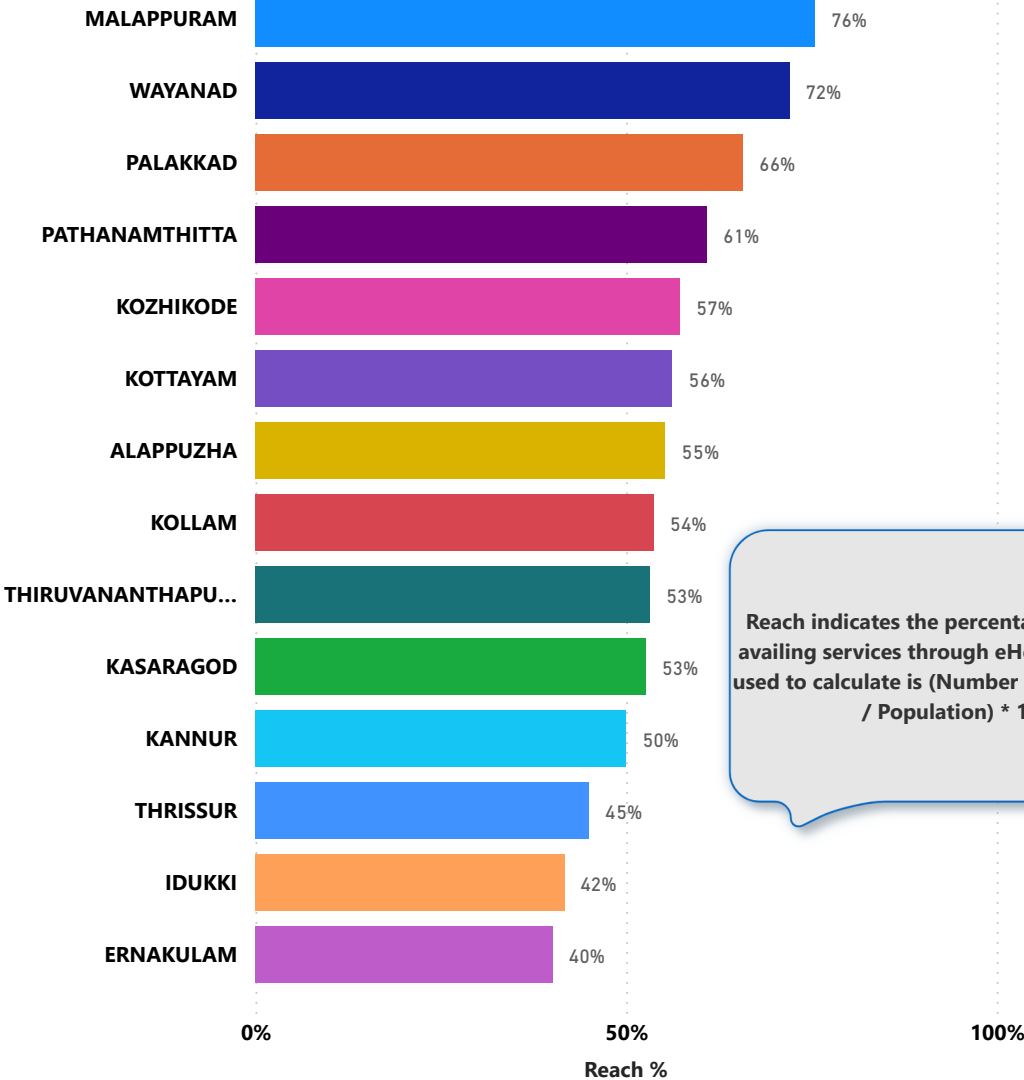
5. Appointment Booking in Hospitals (except Medical Colleges)



5. 1 Online Appointment Booking in Hospitals (except Medical Colleges)



6. eHealth Performance - Reach



Reach indicates the percentage of population availing services through eHealth. The formula used to calculate is (Number of UHID registered / Population) * 100 %.