

1. eHealth Kerala - Vital Statistics

Hospital Type	Live Institutions
Family Health Centre	40
Urban Primary Health Centre	2
Community Health Centre	1
District Hospital	1
Medical College Hospital	1
Taluk Headquarters Hospital	1
Total	46

2. eHealth - District Ranking Matrix Based on Performance of all Institutions (except Medical Colleges)

The ranking matrix showcases the performance of districts in providing eHealth services through all institutions (excluding Medical Colleges) based on six different parameters.

These parameters include:

1.

Number of institutions where the reception module is currently using.
2.

Percentage of UHID Visits.
3.

Percentage of Doctor Consultations.
4.

Percentage of Pharmacy Prescriptions by doctors.
5.

Percentage of lab orders through doctors.
6.

Number of Live Institutions.

Weightage is assigned to the percentages calculated in intervals of 10. The rank is determined based on the sum of these weightages.

The top-performing districts should aim to maintain their positions, while the average and low-performing districts should strive to reach the 'top four' league.

The ranking matrix for the current month, October 2024, along with the previous two months, is provided in the table below.

District	August	September	October
WAYANAD	1	2	1
PALAKKAD	2	3	2
IDUKKI	3	1	3
ALAPPUZHA	4	4	4
MALAPPURAM	4	5	4
THRISSUR	4	4	4
KOLLAM	6	6	5
PATHANAMTHITTA	7	8	6
KOTTAYAM	6	6	7
KOZHIKODE	8	7	7
KANNUR	5	9	8
THIRUVANANTHAPURAM	9	10	8
KASARAGOD	10	11	9
ERNAKULAM	11	12	10

- Best performing
- Average performing
- Low performing

3. eHealth - Institution Level Ranking (except Medical Colleges)

Hospital	Rank
Family Health Centre Kavassery	1
Family Health Centre Keralassery	2
Family Health Centre Kizhakkencherry	3
family Health Centre Kuthanur	3
Family Health Centre Ozhalapathy	3
Family Health Centre Vaniyamkulam	3
FAMILY HEALTH CENTRE MANNUR	4
Family Health Centre Pallippuram	4
FAMILY HEALTH CENTRE MANKARA	5
Family Health Centre Puduppariyaram	5
FAMILY HEALTH CENTRE VANDAZHY	5
Family Health Centre Anakatty	6
Family Health Centre Kumaranellur	6
Family Health Centre Kunissery	6
FAMILY HEALTH CENTRE NELLAYA	6
Family Health Centre Peringottukurissi	6
Family Health Centre Peruvemba	6
FAMILY HEALTH CENTRE VANNAMADA	6
Urban Primary Health Centre Diara Street	6
Community Health Centre Nanniode	7
Family Health Centre Mathur	7
Family Health Centre Parali	7
Family Health Centre Adakkaputhur	8
Family Health Centre Chalavara	8
Family Health Centre Pookkottukavu	8
Family Health Centre Kappoor	9
Urban Primary Health Centre Kulappully	9
Family Health Centre Kalladikode	10
Family Health Centre Kuzhuvil	10

Hospital	Rank
Family Health Centre Kottopadam	22
DISTRICT HOSPITAL PALAKKAD	21
Family Health Centre Pudur	20
FAMILY HEALTH CENTRE MUTHALAMADA	19
ATTAPPADY TRIBAL TALUK SPECIALITY HOSPITAL	18
Family Health Centre Vadavannur	17
Family Health Centre Elambulassery	16
FAMILY HEALTH CENTRE AYALUR	15
Family Health Centre Pallassana	15
Family Health Centre Pattithara	14
Family Health Centre Kumbidi	13
Family Health Centre Vellinezhi	13
Family Health Centre Kollengode	12
Family Health Centre Kanjirapuzha	11
Family Health Centre Puthucode	11
Family Health Centre Sreekrishnapuram	11
Family Health Centre Kalladikode	10
Family Health Centre Karakurissi	10
Family Health Centre Kappoor	9
Urban Primary Health Centre Kulappully	9
Family Health Centre Adakkaputhur	8
Family Health Centre Chalavara	8
Family Health Centre Pookkottukavu	8
Community Health Centre Nanniode	7
Family Health Centre Mathur	7
Family Health Centre Parali	7
Family Health Centre Anakatty	6
Family Health Centre Kumaranellur	6
Family Health Centre Kunissery	6

3.1 eHealth Performance - Reception Module

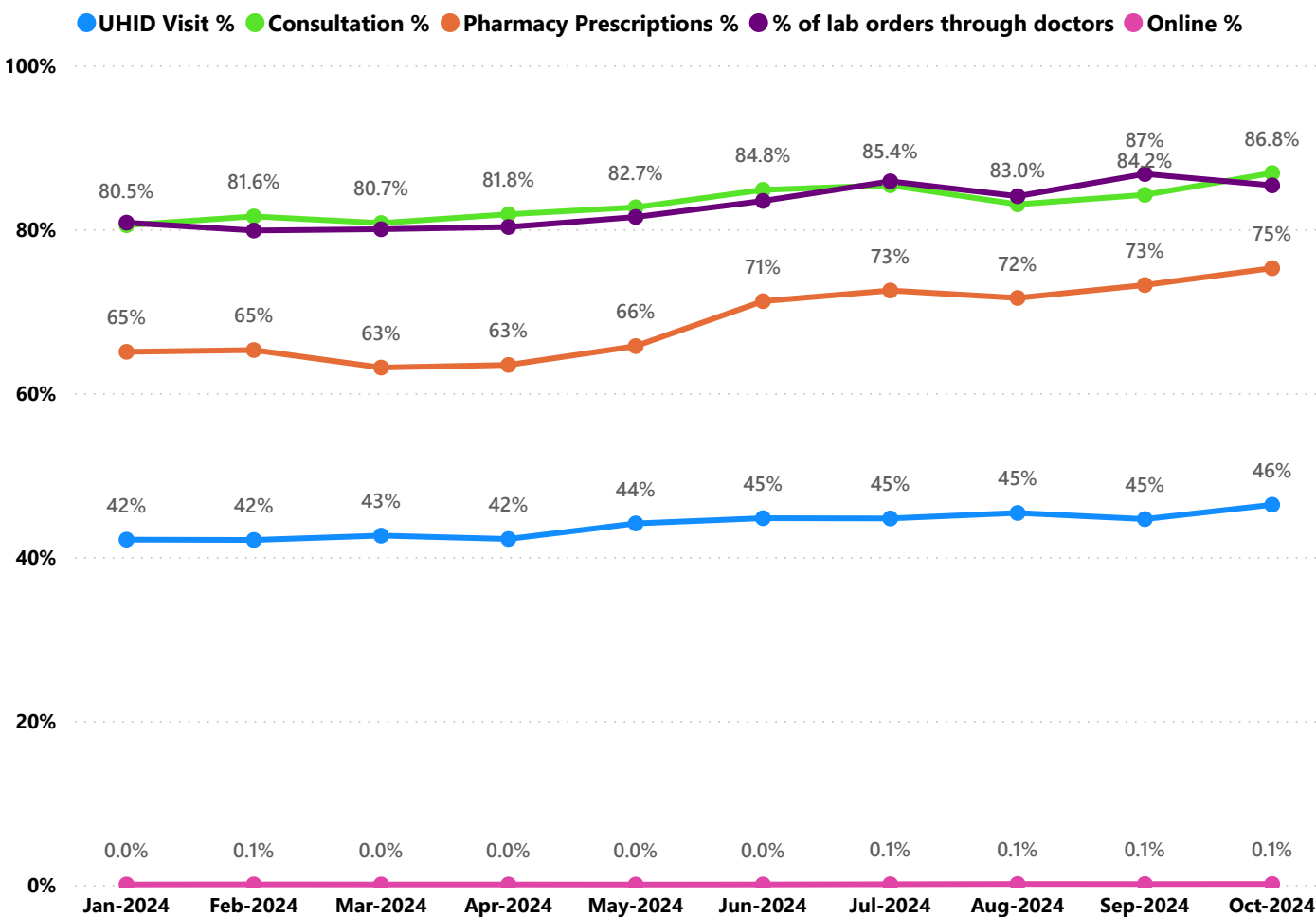
Reception Module is considered to be functional in an institution only if the number of total visits for the month is of minimum 500.

District	Institution Count	Institutions with Reception	% of institutions with Reception
KOLLAM	31	31	100.00%
KOTTAYAM	31	31	100.00%
THRISSUR	71	70	98.59%
MALAPPURAM	56	55	98.21%
KASARAGOD	23	22	95.65%
KANNUR	43	41	95.35%
PATHANAMTHITTA	20	19	95.00%
ERNAKULAM	73	69	94.52%
KOZHIKODE	61	57	93.44%
PALAKKAD	45	42	93.33%
THIRUVANANTHAPURAM	101	93	92.08%
ALAPPUZHA	33	30	90.91%
IDUKKI	22	20	90.91%
WAYANAD	23	19	82.61%

Hospital Name
Family Health Centre Pudur
Family Health Centre Kottopadam
DISTRICT HOSPITAL PALAKKAD

Institutions where the reception module is either not started or not using

3.2 e-Health Performance Trend



- UHID Visit % is calculated as $(UHID\ Visits / Total\ Visit) \times 100$
- Consultation % is calculated as $(Doctor\ Consultation / OP\ Visits) \times 100$
- Pharmacy % is calculated as $(Pharmacy\ Prescriptions / Total\ OP\ Visits) \times 100$
- Lab % is calculated as $(Lab\ orders\ given\ by\ doctors / Total\ Lab\ Orders) \times 100$
- Online % is calculated as $(Online\ appointments\ via\ web\ portal / Total\ OP\ Visits) \times 100$

3.3 e-Health Performance Indicators

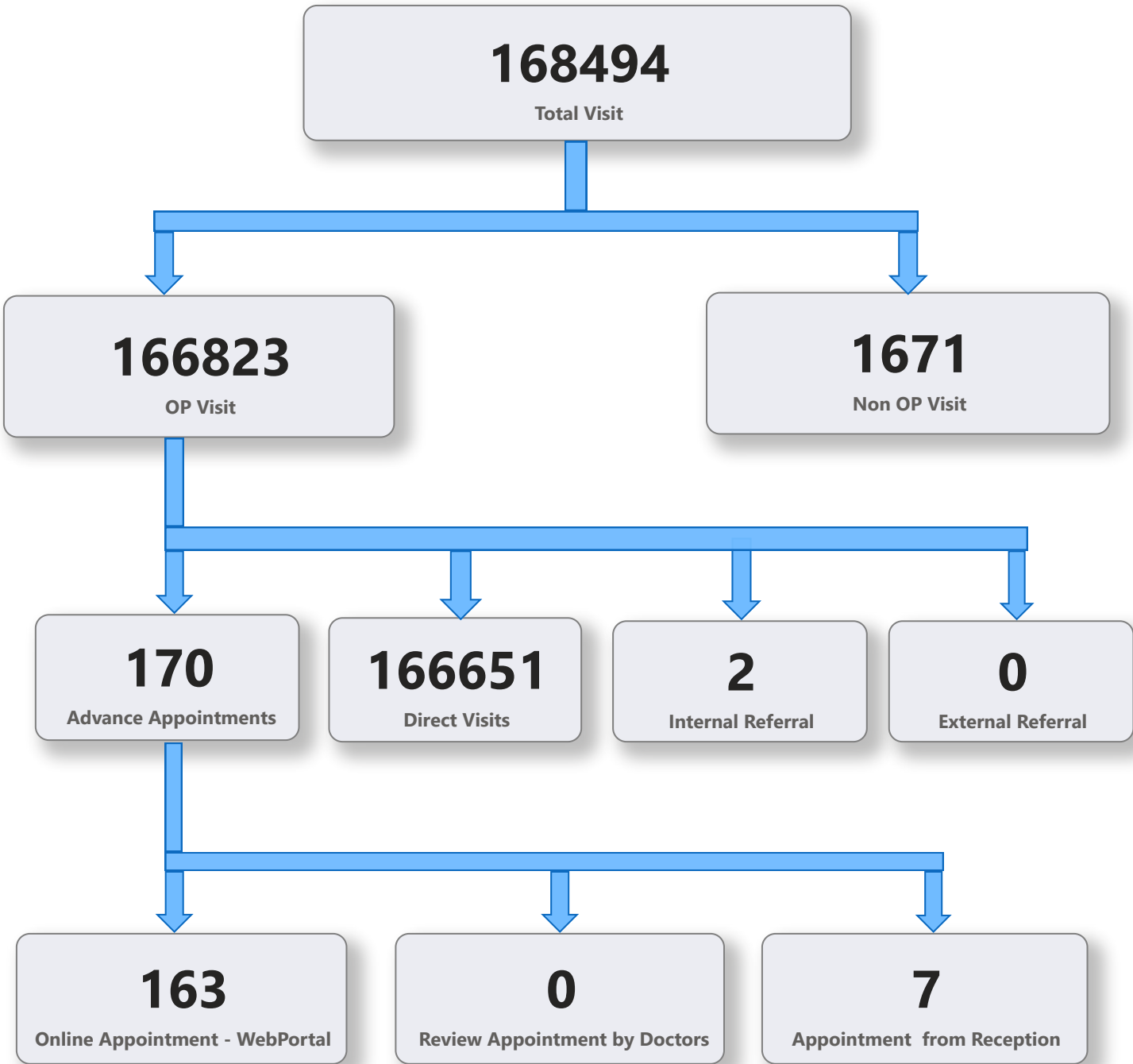
Hospital	UHID Visit %	Consultation %	Pharmacy Prescriptions %	% of Lab Orders given by Doctors
Family Health Centre Kavassery	90.44%	99.61%	94.48%	90.13%
Family Health Centre Keralassery	86.37%	98.59%	92.78%	100.00%
Family Health Centre Kizhakkencherry	79.55%	99.55%	91.79%	96.38%
family Health Centre Kuthanur	77.27%	98.90%	90.93%	95.70%
Family Health Centre Ozhalapathy	71.08%	99.94%	91.22%	96.22%
Family Health Centre Vaniyamkulam	70.10%	99.73%	90.87%	99.26%
FAMILY HEALTH CENTRE MANNUR	83.78%	96.35%	86.72%	80.68%
Family Health Centre Pallippuram	73.01%	95.29%	92.73%	88.11%
FAMILY HEALTH CENTRE MANKARA	61.86%	97.24%	92.69%	81.25%
Family Health Centre Pudukkottai	63.98%	93.94%	86.54%	91.47%
FAMILY HEALTH CENTRE VANDAZHY	59.39%	98.38%	90.33%	99.73%
Family Health Centre Anakkatty	66.58%	91.11%	77.69%	97.60%
Family Health Centre Kumaranellur	56.40%	90.40%	85.62%	92.92%
Family Health Centre Kunissery	60.97%	94.24%	82.42%	88.08%
FAMILY HEALTH CENTRE NELLAYA	46.93%	97.82%	92.02%	91.44%
Family Health Centre Peringottukurissi	63.15%	89.52%	80.10%	93.34%
Family Health Centre Peruvemba	52.08%	97.90%	87.72%	98.67%
FAMILY HEALTH CENTRE VANNAMADA	48.25%	98.75%	90.39%	92.47%
Urban Primary Health Centre Diara Street	54.69%	94.40%	83.83%	91.09%
Community Health Centre Nannode	50.33%	90.23%	83.46%	88.05%
Family Health Centre Mathur	52.59%	99.80%	76.97%	100.00%
Family Health Centre Parali	49.97%	90.83%	86.42%	93.30%
Family Health Centre Adakkaputhur	29.70%	99.97%	91.14%	95.89%
Family Health Centre Chalavara	34.93%	97.80%	86.28%	100.00%
Family Health Centre Pookkottukavu	31.26%	99.42%	91.08%	81.65%
Family Health Centre Kappoor	29.94%	96.99%	89.08%	93.17%
Urban Primary Health Centre Kulappully	63.38%	99.53%	87.32%	58.17%
Family Health Centre Kalladikode	5.69%	99.42%	91.17%	100.00%
Family Health Centre Karakurissi	5.81%	96.53%	93.61%	100.00%
Family Health Centre Kanjirapuzha	52.72%	89.39%	85.71%	56.67%
Family Health Centre Puthucode	55.13%	82.03%	72.08%	66.67%
Family Health Centre Sreekrishnapuram	29.06%	92.89%	79.40%	88.47%
Family Health Centre Kollengode	17.43%	90.39%	86.89%	69.70%
Family Health Centre Kumbidi	52.70%	99.24%	91.44%	0.00%
Family Health Centre Vellinezhi	42.61%	96.47%	70.91%	34.54%
Family Health Centre Pattithara	23.10%	86.53%	77.20%	51.71%
FAMILY HEALTH CENTRE AYALUR	63.72%	82.50%	0.00%	56.75%
Family Health Centre Pallassana	10.26%	92.61%	0.00%	99.34%
Family Health Centre Elambulassery	13.54%	77.98%	74.72%	27.42%
Family Health Centre Vadavannur	36.58%	84.75%	1.51%	4.00%
ATTAPPADY TRIBAL TALUK SPECIALITY HOSPITAL	7.91%	5.13%	0.01%	100.00%
FAMILY HEALTH CENTRE MUTHALAMADA	17.25%	0.00%	0.00%	0.00%
Family Health Centre Pudur	100.00%	0.00%	0.00%	0.00%
DISTRICT HOSPITAL PALAKKAD	55.00%	0.00%	0.00%	0.00%
Family Health Centre Kottopadam	0.00%	0.00%	0.00%	0.00%

4. Status of Modules Usage in Hospitals

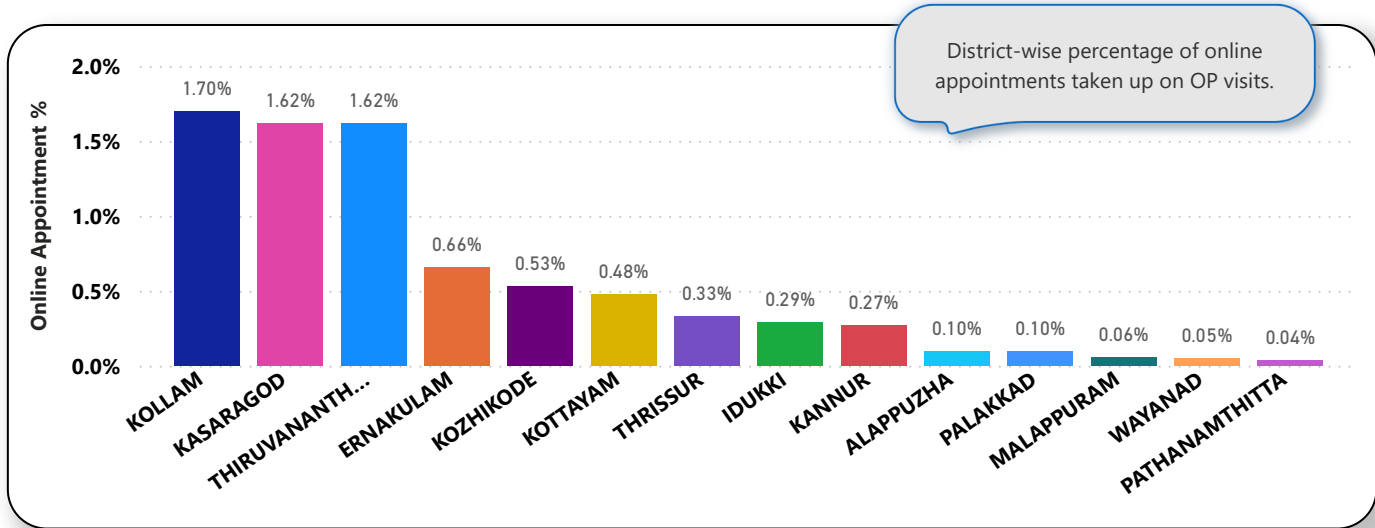
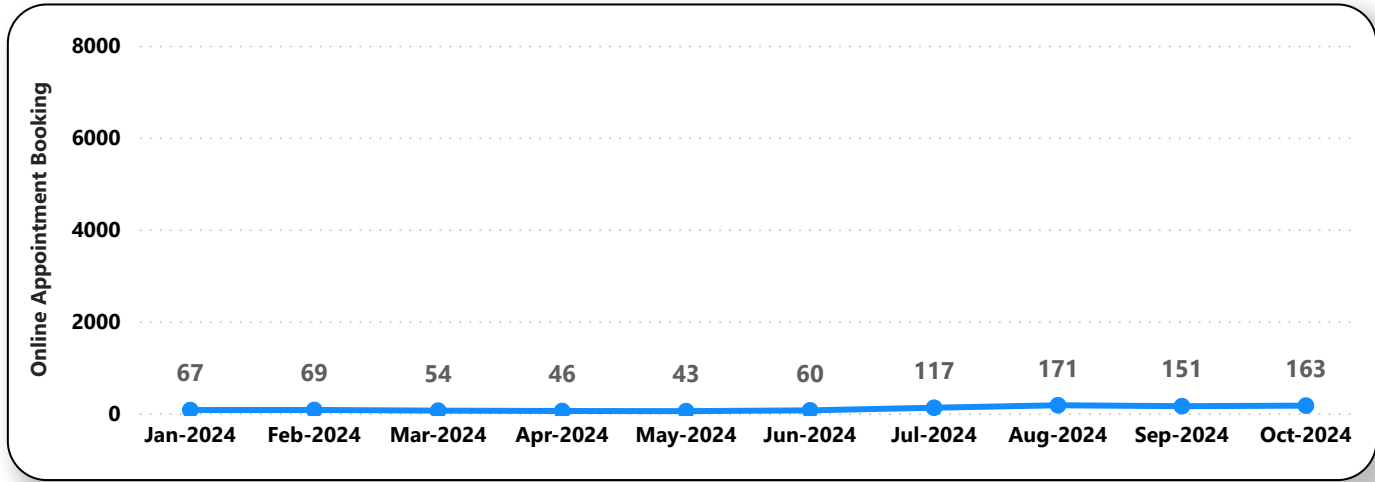
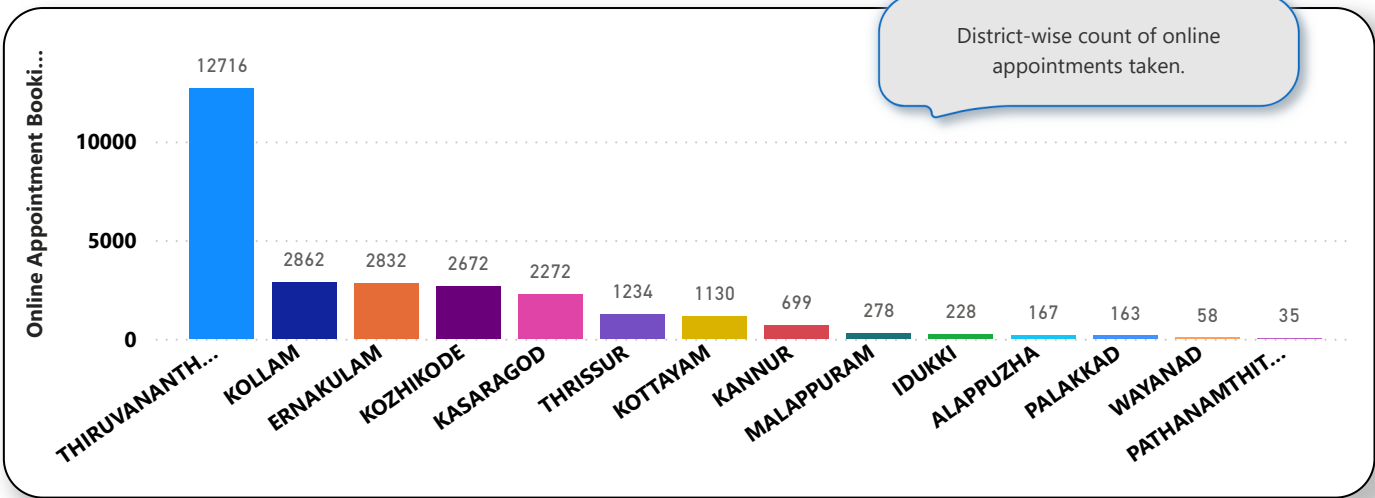
District wise status of live institutions and the count of various modules [Reception, OP Consultation, Lab, Pharmacy] started / functional. This list excludes Medical College Hospitals, CCRC and PH Labs.

District	Live Institutions	Reception	Consultation	Pharmacy	Lab
THIRUVANANTHAPURAM	100	95 (95%)	88 (88%)	76 (76%)	83 (83%)
ERNAKULAM	72	69 (96%)	49 (68%)	38 (53%)	29 (40%)
THRISSUR	71	70 (99%)	69 (97%)	64 (90%)	61 (86%)
KOZHIKODE	61	57 (93%)	51 (84%)	47 (77%)	45 (74%)
MALAPPURAM	56	55 (98%)	52 (93%)	43 (77%)	43 (77%)
PALAKKAD	45	42 (93%)	40 (89%)	37 (82%)	37 (82%)
KANNUR	43	41 (95%)	37 (86%)	32 (74%)	29 (67%)
ALAPPUZHA	33	30 (91%)	30 (91%)	30 (91%)	28 (85%)
KOLLAM	31	31 (100%)	31 (100%)	31 (100%)	30 (97%)
KOTTAYAM	31	31 (100%)	31 (100%)	31 (100%)	28 (90%)
KASARAGOD	23	22 (96%)	21 (91%)	20 (87%)	19 (83%)
WAYANAD	23	19 (83%)	17 (74%)	17 (74%)	15 (65%)
IDUKKI	22	20 (91%)	19 (86%)	19 (86%)	17 (77%)
PATHANAMTHITTA	20	19 (95%)	17 (85%)	17 (85%)	14 (70%)
Total	631	601 (95%)	552 (87%)	502 (80%)	478 (76%)

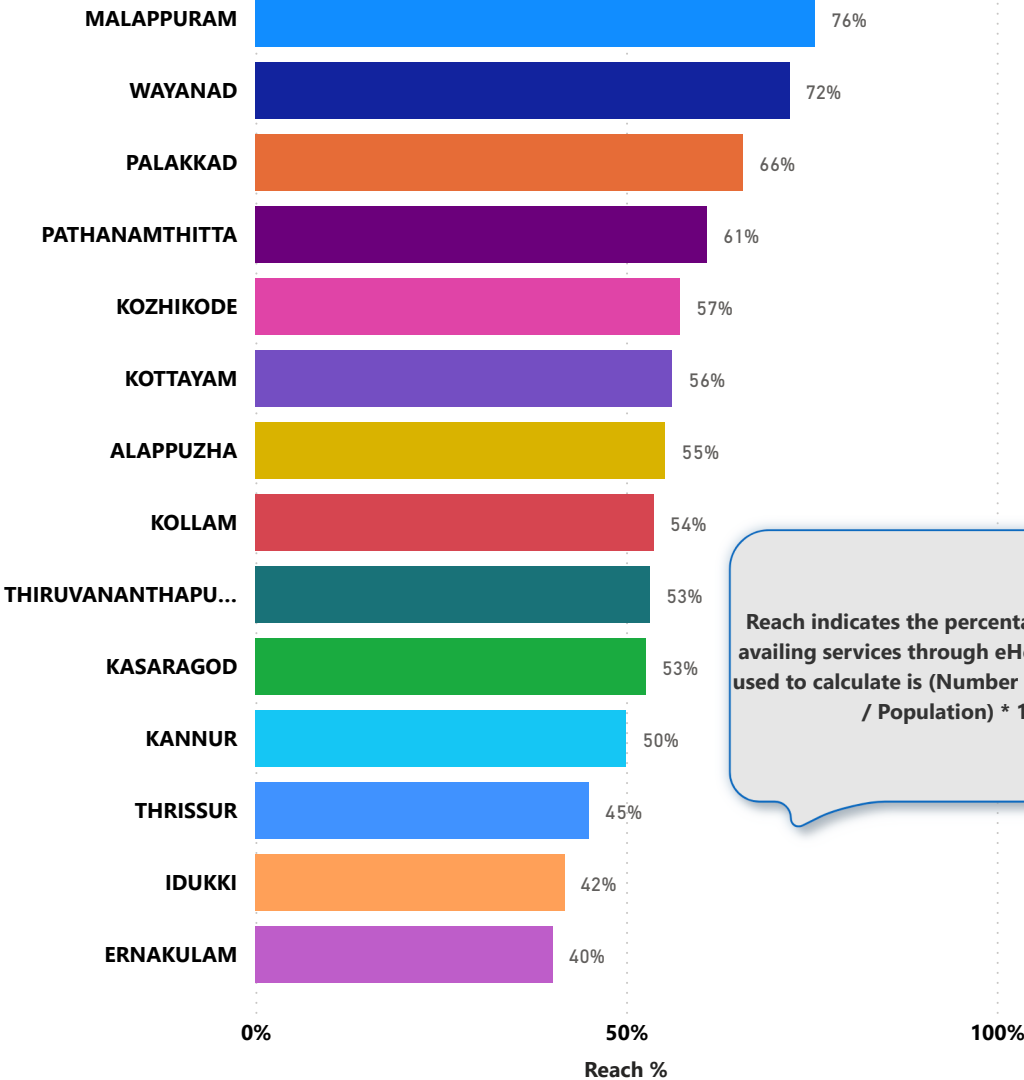
5. Appointment Booking in Hospitals (except Medical Colleges)



5. 1 Online Appointment Booking in Hospitals (except Medical Colleges)



6. eHealth Performance - Reach



Reach indicates the percentage of population availing services through eHealth. The formula used to calculate is (Number of UHID registered / Population) * 100 %.