

1. eHealth Kerala - Vital Statistics

Hospital Type	Live Institutions
Family Health Centre	479
Urban Primary Health Centre	50
Community Health Centre	36
Medical College Hospital	17
Taluk Headquarters Hospital	13
Taluk Hospital	13
General Hospital	12
District Hospital	10
Primary Health Centre	7
Specialty Hospital - Women Children	7
Public Health Laboratory	2
Specialty Hospital	2
District TB Centre	1
Empanelled Diagnostic Centre	1
Government Dispensary	1
Specialty Hospital - Mental Health	1
Specialty Hospital - Pulmonary Medicine	1
Total	653

2. eHealth - District Ranking Matrix Based on Performance of all Institutions (except Medical Colleges)

The ranking matrix showcases the performance of districts in providing eHealth services through all institutions (excluding Medical Colleges) based on six different parameters.

These parameters include:

1. Number of institutions where the reception module is currently using.

2. Percentage of UHID Visits.

3. Percentage of Doctor Consultations.

4. Percentage of Pharmacy Prescriptions by doctors.

5. Percentage of lab orders through doctors.

6. Number of Live Institutions.

Weightage is assigned to the percentages calculated in intervals of 10. The rank is determined based on the sum of these weightages.

The top-performing districts should aim to maintain their positions, while the average and low-performing districts should strive to reach the 'top four' league.

The ranking matrix for the current month, October 2024, along with the previous two months, is provided in the table below.

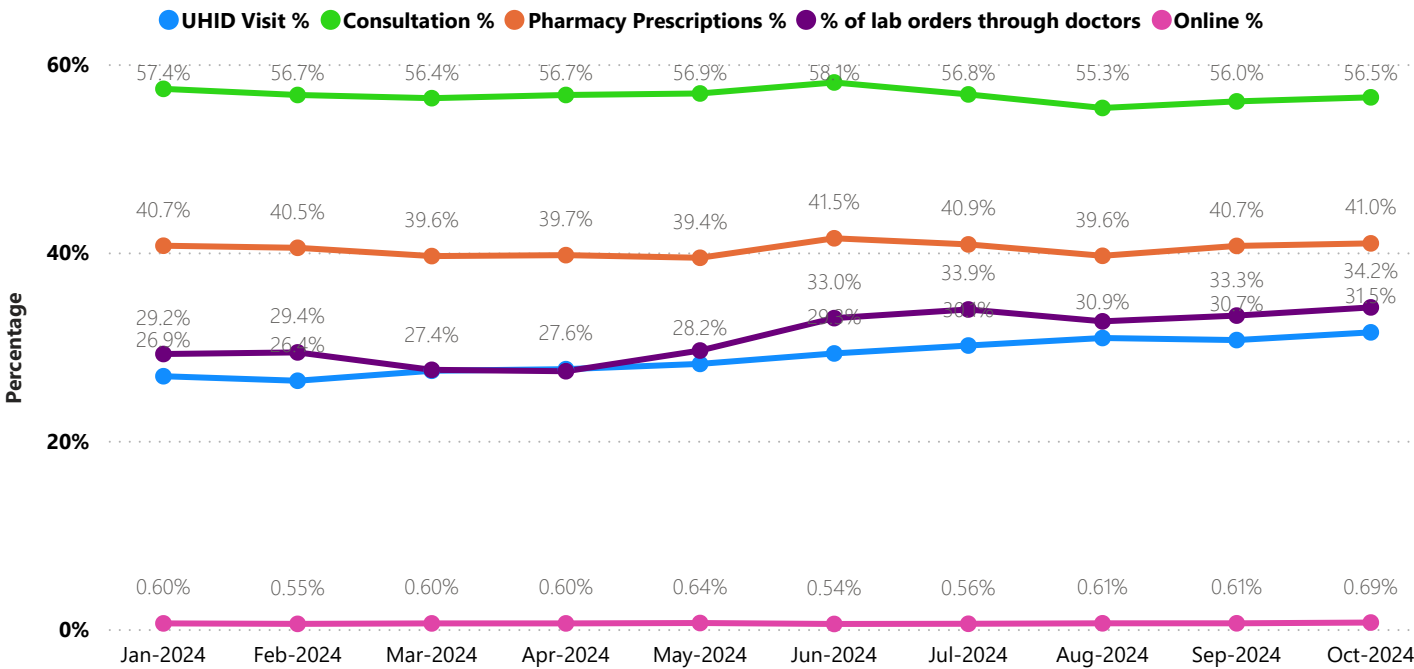
District	August	September	October
WAYANAD	1	2	1
PALAKKAD	2	3	2
IDUKKI	3	1	3
ALAPPUZHA	4	4	4
MALAPPURAM	4	5	4
THRISSUR	4	4	4
KOLLAM	6	6	5
PATHANAMTHITTA	7	8	6
KOTTAYAM	6	6	7
KOZHIKODE	8	7	7
KANNUR	5	9	8
THIRUVANANTHAPURAM	9	10	8
KASARAGOD	10	11	9
ERNAKULAM	11	12	10

- Best performing

Average performing

Low performing

3. eHealth - State Performance Trend (except Medical Colleges)



3. eHealth - Institution Level Ranking (except Medical Colleges)

Hospital	State Rank
Family Health Centre Kavassery	1
FAMILY HEALTH CENTRE THAIKKAD	1
FAMILY HEALTH CENTRE VAZHOOOR	1
FAMILY HEALTH CENTRE ARTHAT	2
FAMILY HEALTH CENTRE EDAVILANGU	2
FAMILY HEALTH CENTRE ENGANDIYUR	2
Family Health Centre Keralassery	2
FAMILY HEALTH CENTRE MOONNILAVU	2
FAMILY HEALTH CENTRE PURAKKAD	2
FAMILY HEALTH CENTRE VETTAKKAL	2
FAMILY HEALTH CENTER NOOLPUZHA	3
FAMILY HEALTH CENTRE ALAKODE	3
FAMILY HEALTH CENTRE ELAMDESOM	3
FAMILY HEALTH CENTRE EZHUKONE	3
FAMILY HEALTH CENTRE EZHUKONE PAVITHRESWARAM	3
Family Health Centre Kizhakkencherry	3
FAMILY HEALTH CENTRE KUDAYATHUR	3
family Health Centre Kuthanur	3
FAMILY HEALTH CENTRE MOORKKANAD	3
Family Health Centre Ozhalapathy	3
FAMILY HEALTH CENTRE PULIKKAL	3
FAMILY HEALTH CENTRE PUNNAPRA NORTH	3
FAMILY HEALTH CENTRE THANNITHODE	3
FAMILY HEALTH CENTRE THOTTAPPALLY	3
Family Health Centre Vaniyamkulam	3
URBAN PRIMARY HEALTH CENTRE ANAPUZHA	3
FAMILY HEALTH CENTRE ARAKULAM	4
FAMILY HEALTH CENTRE CHERUKAVU	4
FAMILY HEALTH CENTRE CHETHALAYAM	4
FAMILY HEALTH CENTRE CHETTIKULANGARA	4
FAMILY HEALTH CENTRE EDAVAKA	4
FAMILY HEALTH CENTRE ENNAPPARA	4
FAMILY HEALTH CENTRE KALLARA	4
FAMILY HEALTH CENTRE KANDALLOOR	4
FAMILY HEALTH CENTRE KARIMKUNNAM	4
FAMILY HEALTH CENTRE KARTHIKAPPALLY	4
FAMILY HEALTH CENTRE KOTTATHARA	4

Hospital	State Rank
COMMUNITY HEALTH CENTRE ANCHUTHENGU	43
COMMUNITY HEALTH CENTRE THARIODE	43
COMMUNITY HEALTH CENTRE VELLANAD	43
FAMILY HEALTH CENTRE CHELLANAM	43
FAMILY HEALTH CENTRE CHERANELLOORE	43
Family Health Centre Kottopadam	43
FAMILY HEALTH CENTRE KUTTIATTOOR	43
FAMILY HEALTH CENTRE NAYARAMBALM	43
Family Health Centre Nedumpuram	43
FAMILY HEALTH CENTRE PANATHUR	43
FAMILY HEALTH CENTRE PERUVANNAMUZH	43
FAMILY HEALTH CENTRE UZHAMALAKKAL	43
FAMILY HEALTH CENTRE VATANAPPALLY	43
FAMILY HEALTH CENTRE VELI	43
MENTAL HEALTH CENTRE PEROORKADA	43
PRIMARY HEALTH CENTRE VARADOOR	43
URBAN PRIMARY HEALTH CENTRE KOLASSERY	43
COMMUNITY HEALTH CENTRE THRIKKUNNAPUZHA	42
FAMILY HEALTH CENTRE VAZHAVATTA	41
DISTRICT HOSPITAL PALAKKAD	40
COMMUNITY HEALTH CENTRE VALAYAM	39
PRIMARY HEALTH CENTRE CHULLIODE	39
COMMUNITY HEALTH CENTRE KODUVALLY	38
COMMUNITY HEALTH CENTRE MUTHUKULAM	38
FAMILY HEALTH CENTRE AROOR	38
FAMILY HEALTH CENTRE CHERUVANNUR NALLALAM	38
FAMILY HEALTH CENTRE KARIMANNOOR	38
FAMILY HEALTH CENTRE KODIKULAM	38
Family Health Centre Pudur	38
FAMILY HEALTH CENTRE VATTAMKULAM	38
INTEGRATED FAMILY HEALTH CENTRE PANGAPPARA	38
COMMUNITY HEALTH CENTRE CHENGAMANAD	37
COMMUNITY HEALTH CENTRE CHERPU	37
DISTRICT HOSPITAL ALUVA	37
DISTRICT HOSPITAL KANNUR	37
DISTRICT HOSPITAL PERINTALMANNA	37

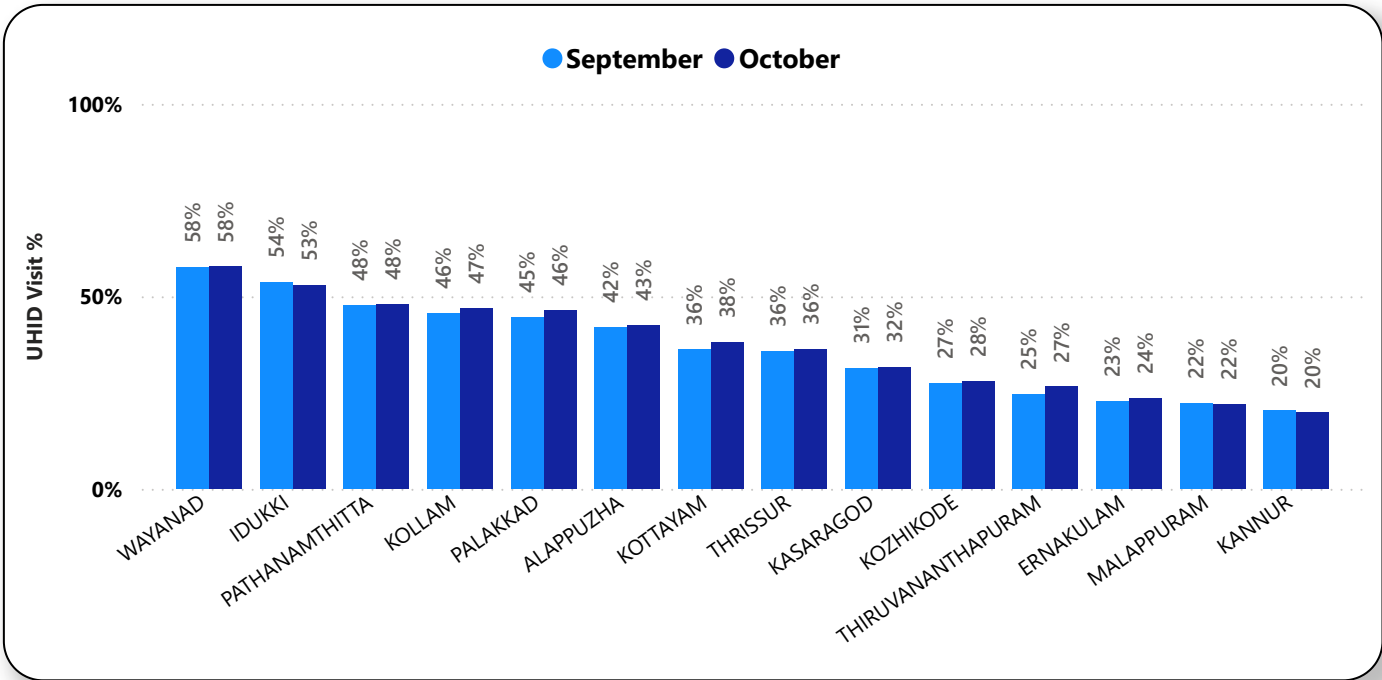
3.1 eHealth Performance - Reception Module

Reception Module is considered to be functional in an institution only if the number of total visits for the month is of minimum 500. The live institution count excludes CCRC and PH labs.

District	Live Institutions	Institutions with Reception	% of institutions with Reception
KOLLAM	31	31	100%
KOTTAYAM	31	31	100%
THRISSUR	71	70	99%
MALAPPURAM	56	55	98%
ERNAKULAM	72	69	96%
KASARAGOD	23	22	96%
KANNUR	43	41	95%
PATHANAMTHITTA	20	19	95%
KOZHIKODE	61	57	93%
PALAKKAD	45	42	93%
THIRUVANANTHAPURAM	100	93	93%
ALAPPUZHA	33	30	91%
IDUKKI	22	20	91%
WAYANAD	23	19	83%
Total	631	599	95%

3.2 e-Health Performance - UHID Visits

UHID Visit % is calculated as (UHID Visits / Total Visit) *100



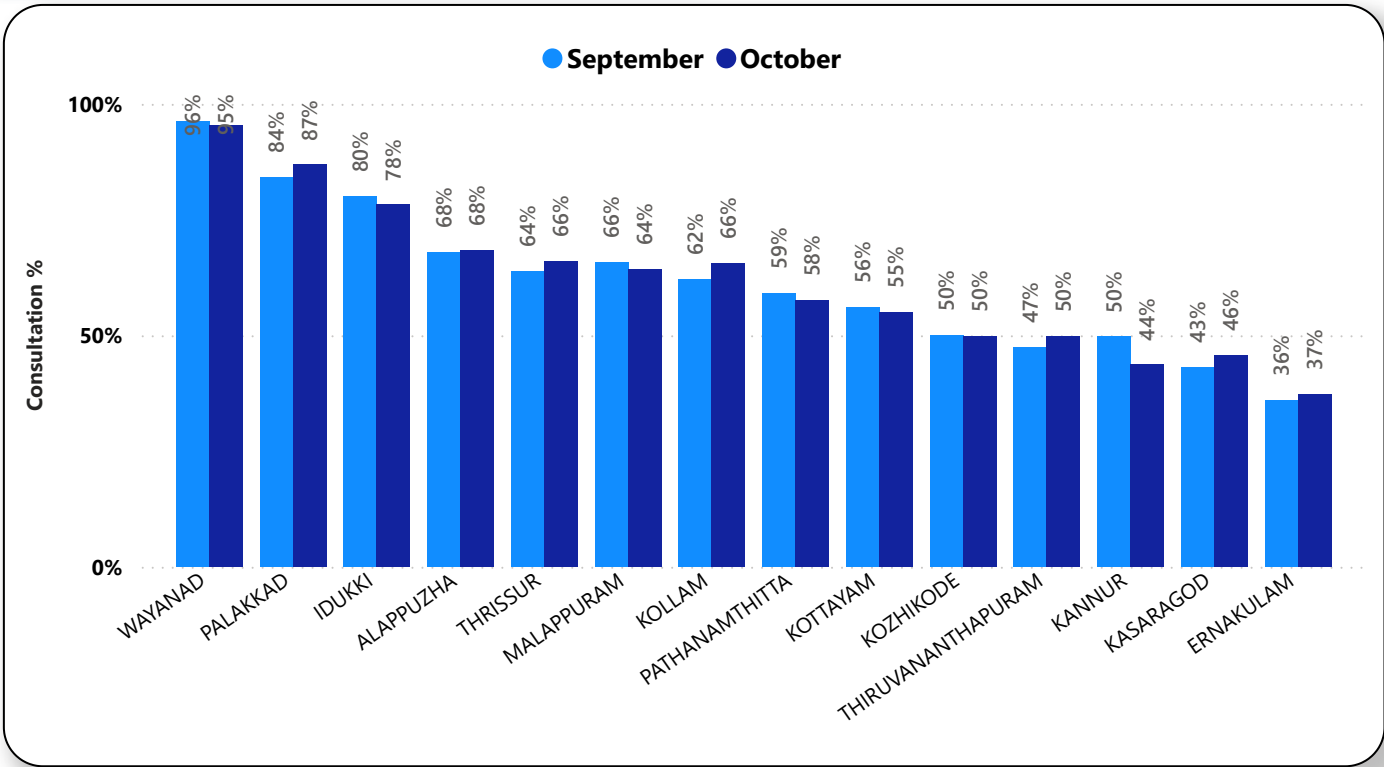
Institutions based on UHID Visits

Hospital	UHID Visit %
FAMILY HEALTH CENTRE VAZHOOR	99.56%
FAMILY HEALTH CENTRE ANAKUDY	95.63%
FAMILY HEALTH CENTRE THAIKKAD	95.09%
FAMILY HEALTH CENTRE ENGANDIYUR	91.47%
Family Health Centre Kavassery	90.44%
FAMILY HEALTH CENTRE UMMANNOOR	89.75%
FAMILY HEALTH CENTRE MUNAMBAM	89.48%
FAMILY HEALTH CENTRE VETTAKKAL	88.87%
FAMILY HEALTH CENTRE MOONNILAVU	88.75%
FAMILY HEALTH CENTRE VELLAVOOR	88.54%
FAMILY HEALTH CENTRE PURAKKAD	88.22%
FAMILY HEALTH CENTRE BELLUR	87.15%
Family Health Centre Keralassery	86.37%
FAMILY HEALTH CENTRE ANICADU	86.30%
FAMILY HEALTH CENTRE ARTHAT	85.77%
FAMILY HEALTH CENTRE EDAVILANGU	85.69%
FAMILY HEALTH CENTRE THOTTAPPALLY	85.35%

Hospital	UHID Visit %
COMMUNITY HEALTH CENTRE ANCHUTHENGU	0.00%
COMMUNITY HEALTH CENTRE THARIODE	0.00%
COMMUNITY HEALTH CENTRE VELLANAD	0.00%
FAMILY HEALTH CENTRE CHELLANAM	0.00%
FAMILY HEALTH CENTRE CHERANELLOORE	0.00%
Family Health Centre Kottopadam	0.00%
FAMILY HEALTH CENTRE KUTTIATTOOR	0.00%
FAMILY HEALTH CENTRE NAYARAMBALM	0.00%
Family Health Centre Nedumpuram	0.00%
FAMILY HEALTH CENTRE PANATHUR	0.00%
FAMILY HEALTH CENTRE PERUVANNAMUZHI	0.00%
FAMILY HEALTH CENTRE UZHAMALAKKAL	0.00%
FAMILY HEALTH CENTRE VATANAPPALLY	0.00%
FAMILY HEALTH CENTRE VELI	0.00%
MENTAL HEALTH CENTRE PEROORKADA	0.00%

3.3 e-Health Performance - Doctor Consultation

Consultation % is calculated as (Doctor Consultation / OP Visits) *100



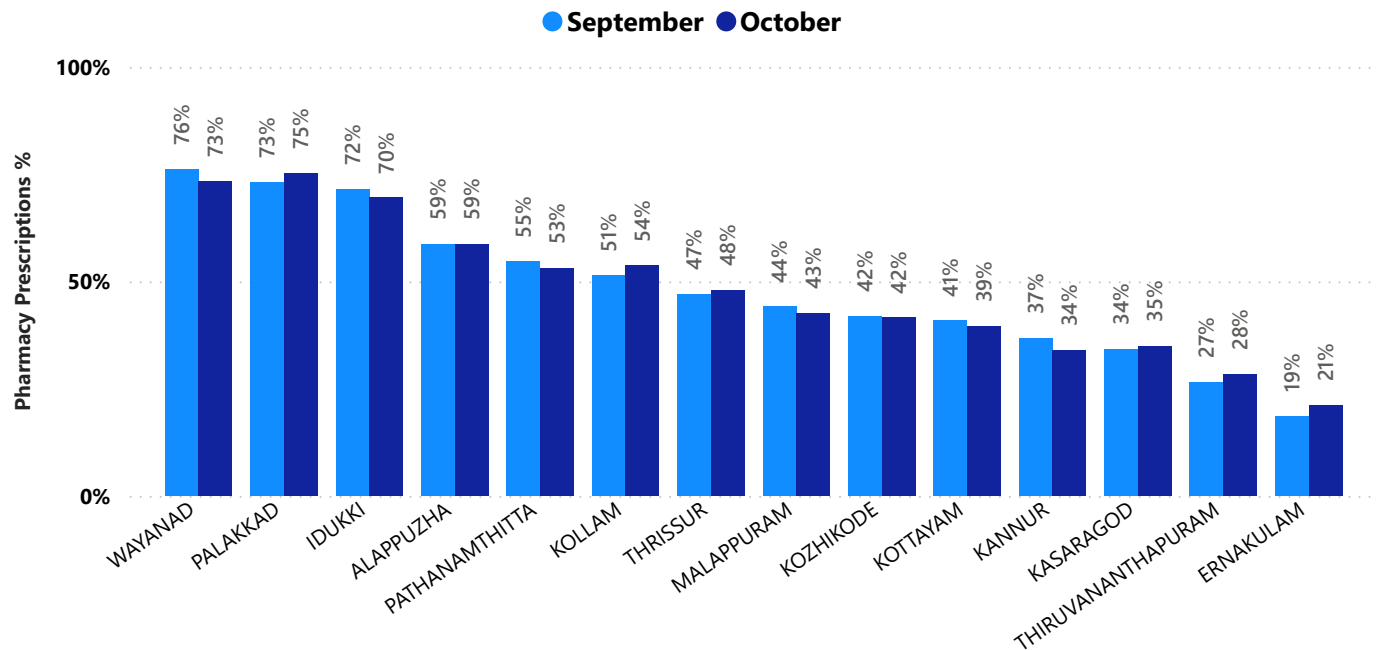
Doctor Consultation Percentage in all Institutions

Hospital	Doctor Consultation %
FAMILY HEALTH CENTRE CHERUKAVU	100.00%
FAMILY HEALTH CENTRE MEZHUVELI	100.00%
FAMILY HEALTH CENTRE AMACHAL NEW	99.98%
FAMILY HEALTH CENTRE ARIKKULAM	99.98%
Family Health Centre Adakkaputhur	99.97%
FAMILY HEALTH CENTRE KANCHIYAR	99.97%
FAMILY HEALTH CENTRE KONDAZHY	99.97%
FAMILY HEALTH CENTRE CHIRAKKAL	99.96%
FAMILY HEALTH CENTRE THAIKKAD	99.96%
FAMILY HEALTH CENTRE EROOR	99.95%
Family Health Centre Ozhalapathy	99.94%
FAMILY HEALTH CENTRE VENGAPALLY	99.93%
FAMILY HEALTH CENTRE A R NAGAR	99.92%
FAMILY HEALTH CENTRE KOTTAKKAL	99.92%

Hospital	Doctor Consultation %
COMMUNITY HEALTH CENTRE ANCHUTHENGU	0.00%
COMMUNITY HEALTH CENTRE CHENGAMANAD	0.00%
COMMUNITY HEALTH CENTRE KALLARA	0.00%
COMMUNITY HEALTH CENTRE KODUVALLY	0.00%
COMMUNITY HEALTH CENTRE MUTHUKULAM	0.00%
COMMUNITY HEALTH CENTRE THARIODE	0.00%
COMMUNITY HEALTH CENTRE THRIKKUNNAPUZHA	0.00%
COMMUNITY HEALTH CENTRE VALAYAM	0.00%
COMMUNITY HEALTH CENTRE VELLANAD	0.00%
DISTRICT HOSPITAL KANNUR	0.00%
DISTRICT HOSPITAL PALAKKAD	0.00%

3.4 e-Health Performance - Pharmacy Usage

Pharmacy % is calculated as (Pharmacy Prescriptions/ Total OP Visits) *100



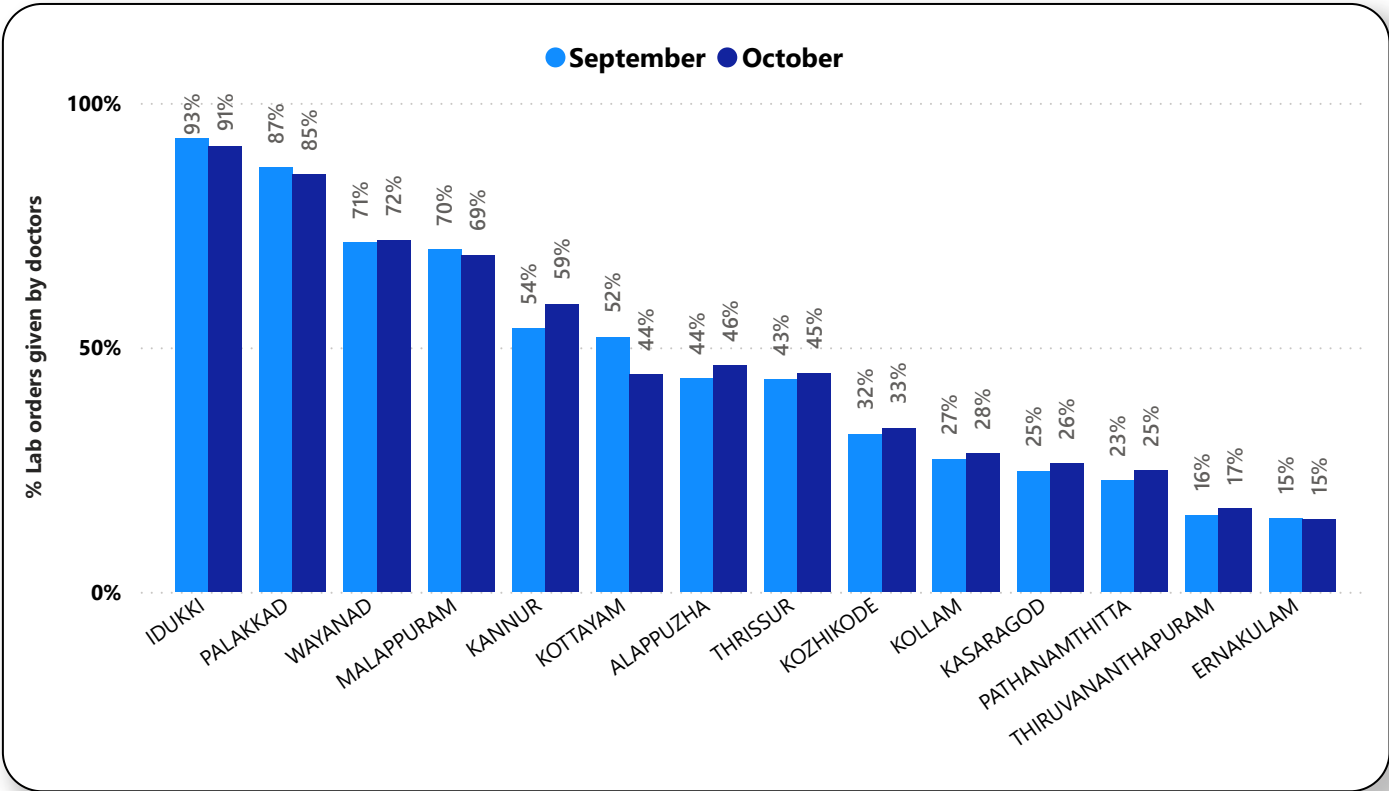
Pharmacy Usage in all Institutions

Hospital	Pharmacy Usage %
FAMILY HEALTH CENTRE BRAHMAMANGALAM	100.00%
FAMILY HEALTH CENTRE MOONNILAVU	100.00%
FAMILY HEALTH CENTRE PAIPPAD	100.00%
FAMILY HEALTH CENTRE PARAMPUZHA	100.00%
FAMILY HEALTH CENTRE UDAYANAPURAM	100.00%
FAMILY HEALTH CENTRE VATTAVADA	100.00%
FAMILY HEALTH CENTRE VELLAVOOR	100.00%
FAMILY HEALTH CENTRE SREENARAYANAPURAM	99.03%
FAMILY HEALTH CENTRE MEZHUVELI	98.50%
FAMILY HEALTH CENTRE PURAKKAD	98.26%
FAMILY HEALTH CENTRE KALLARA	97.77%
URBAN PRIMARY HEALTH CENTRE PERUNNA	97.71%
FAMILY HEALTH CENTRE THAIKKAD	97.63%
FAMILY HEALTH CENTRE VAZHOOR	97.42%

Hospital	Pharmacy Usage %
COMMUNITY HEALTH CENTRE PATTIAM	0.00%
COMMUNITY HEALTH CENTRE ANCHUTHENGU	0.00%
COMMUNITY HEALTH CENTRE CHENGAMANAD	0.00%
COMMUNITY HEALTH CENTRE KALLARA	0.00%
COMMUNITY HEALTH CENTRE KODUVALLY	0.00%
COMMUNITY HEALTH CENTRE MUTHUKULAM	0.00%
COMMUNITY HEALTH CENTRE PANAMARAM	0.00%
COMMUNITY HEALTH CENTRE PAZHANJI	0.00%
COMMUNITY HEALTH CENTRE POOVAR	0.00%
COMMUNITY HEALTH CENTRE THARIODE	0.00%
COMMUNITY HEALTH CENTRE THRIKKUNNAPUZHA	0.00%
COMMUNITY HEALTH CENTRE VALAYAM	0.00%

3.5 e-Health Performance - Lab Usage

Lab % is calculated as (Lab orders given by doctors / Total Lab Orders) *100



Lab Usage in all Institutions

Hospital	Lab Usage %
ATTAPPADY TRIBAL TALUK SPECIALITY HOSPITAL	100.00%
COASTAL SPECIALITY HOSPITAL VALIYATHURA	100.00%
COMMUNITY HEALTH CENTRE RAMAMANGALAM	100.00%
DISTRICT HOSPITAL KANHANGAD	100.00%
FAMILY HEALTH CENTRE AYANCHERY	100.00%
FAMILY HEALTH CENTRE AYYAMPILLY	100.00%
FAMILY HEALTH CENTRE BEYPORE	100.00%
Family Health Centre Chalavara	100.00%
FAMILY HEALTH CENTRE CHERUNNIYOOR	100.00%
FAMILY HEALTH CENTRE CHERUVATTOOR	100.00%
FAMILY HEALTH CENTRE CHETTIKULANGARA	100.00%
FAMILY HEALTH CENTRE CHIRAKKAL	100.00%
FAMILY HEALTH CENTRE DEVIKULANGARA	100.00%
FAMILY HEALTH CENTRE EDATHALA	100.00%

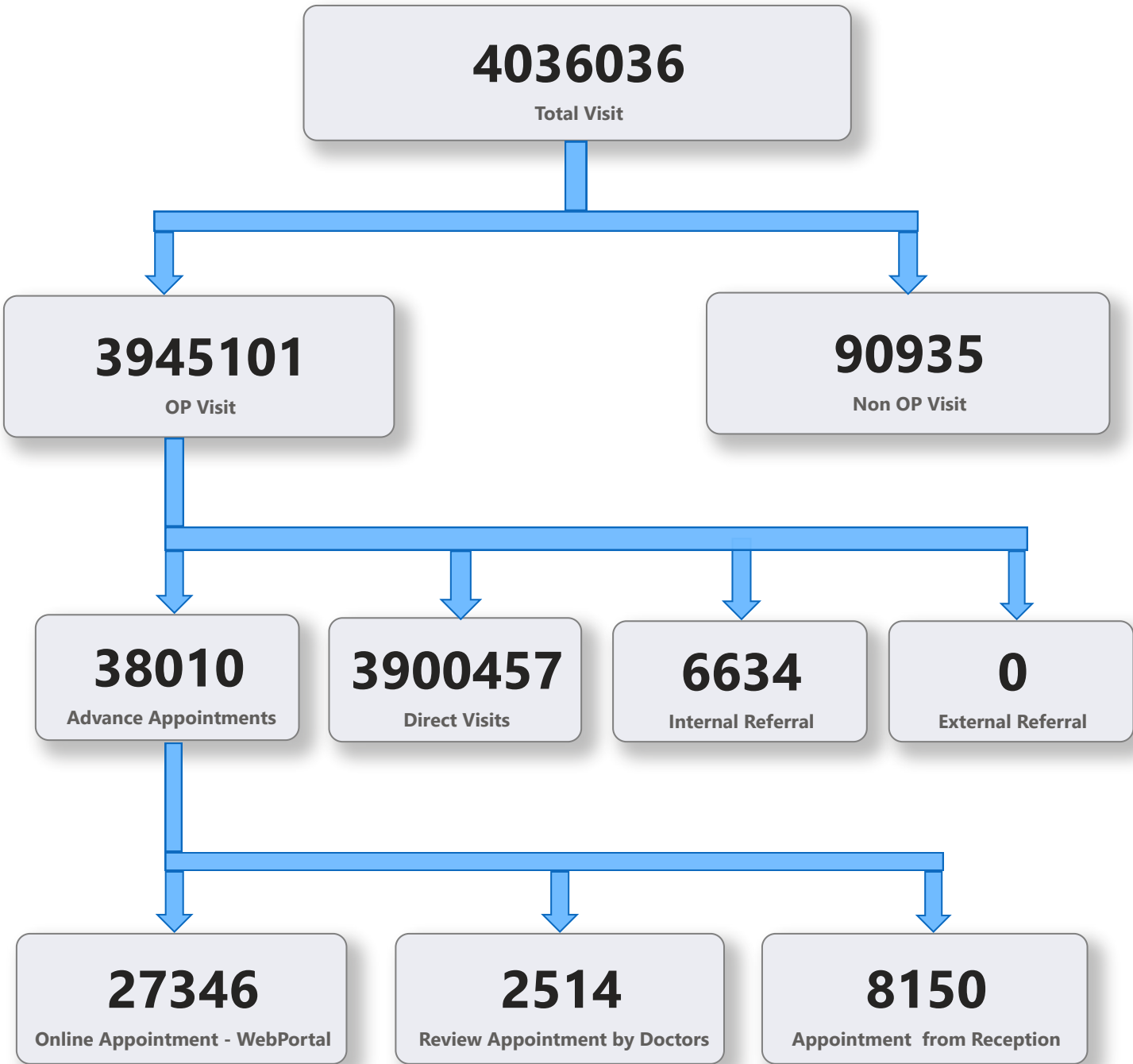
Hospital	Lab Usage %
COMMUNITY HEALTH CENTRE PATTIAM	0.00%
COMMUNITY HEALTH CENTRE ANCHUTHENGU	0.00%
COMMUNITY HEALTH CENTRE ARYANAD	0.00%
COMMUNITY HEALTH CENTRE CHENGAMANAD	0.00%
COMMUNITY HEALTH CENTRE KALLARA	0.00%
COMMUNITY HEALTH CENTRE KODUVALLY	0.00%
COMMUNITY HEALTH CENTRE MUTHUKULAM	0.00%
COMMUNITY HEALTH CENTRE PANAMARAM	0.00%
COMMUNITY HEALTH CENTRE POOTHOTTA	0.00%
COMMUNITY HEALTH CENTRE POOVAR	0.00%
COMMUNITY HEALTH CENTRE THARIODE	0.00%
COMMUNITY HEALTH CENTRE THRIKKUNNAPUZHA	0.00%

4. Status of Modules Usage in Hospitals

District wise status of live institutions and the count of various modules [Reception, OP Consultation, Lab, Pharmacy] started / functional. This list excludes Medical College Hospitals, CCRC and PH Labs.

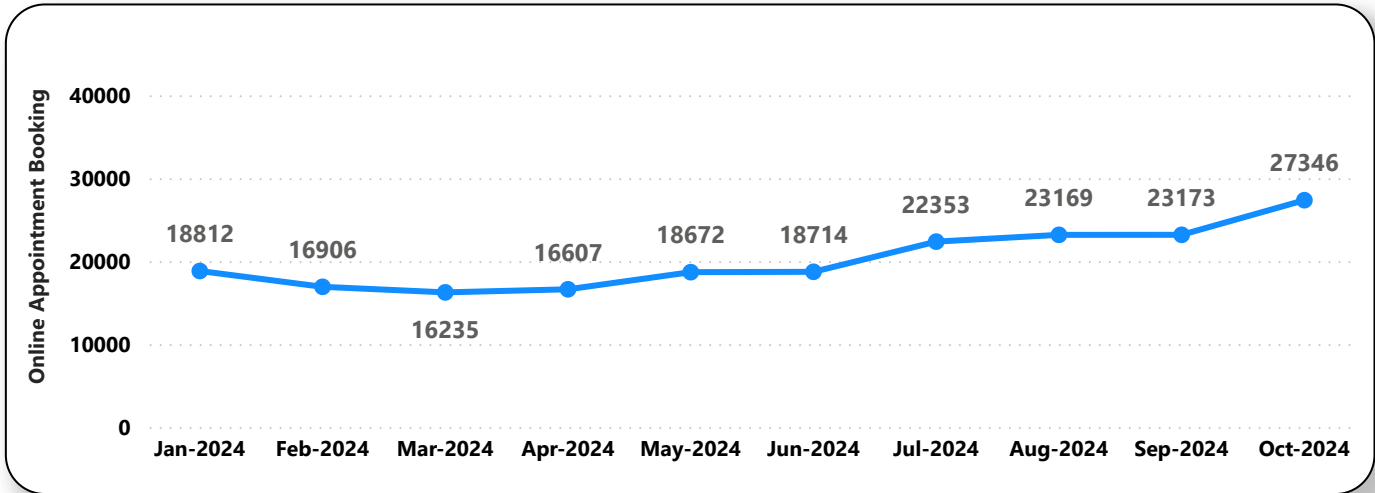
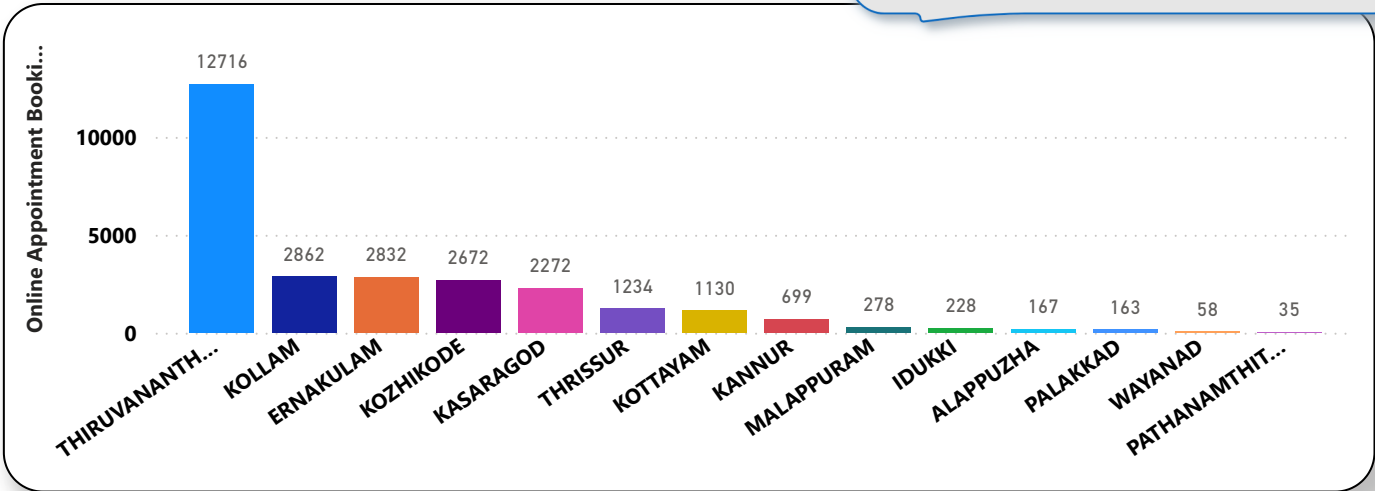
District	Live Institutions	Reception	Consultation	Pharmacy	Lab
THIRUVANANTHAPURAM	100	93 (93%)	86 (86%)	75 (75%)	82 (82%)
ERNAKULAM	72	69 (96%)	49 (68%)	38 (53%)	29 (40%)
THRISSUR	71	70 (99%)	69 (97%)	64 (90%)	61 (86%)
KOZHIKODE	61	57 (93%)	51 (84%)	47 (77%)	45 (74%)
MALAPPURAM	56	55 (98%)	52 (93%)	43 (77%)	43 (77%)
PALAKKAD	45	42 (93%)	40 (89%)	37 (82%)	37 (82%)
KANNUR	43	41 (95%)	37 (86%)	32 (74%)	29 (67%)
ALAPPUZHA	33	30 (91%)	30 (91%)	30 (91%)	28 (85%)
KOLLAM	31	31 (100%)	31 (100%)	31 (100%)	30 (97%)
KOTTAYAM	31	31 (100%)	31 (100%)	31 (100%)	28 (90%)
KASARAGOD	23	22 (96%)	21 (91%)	20 (87%)	19 (83%)
WAYANAD	23	19 (83%)	17 (74%)	17 (74%)	15 (65%)
IDUKKI	22	20 (91%)	19 (86%)	19 (86%)	17 (77%)
PATHANAMTHITTA	20	19 (95%)	17 (85%)	17 (85%)	14 (70%)
Total	631	599 (95%)	550 (87%)	501 (79%)	477 (76%)

5. Appointment Booking in Hospitals (except Medical Colleges)

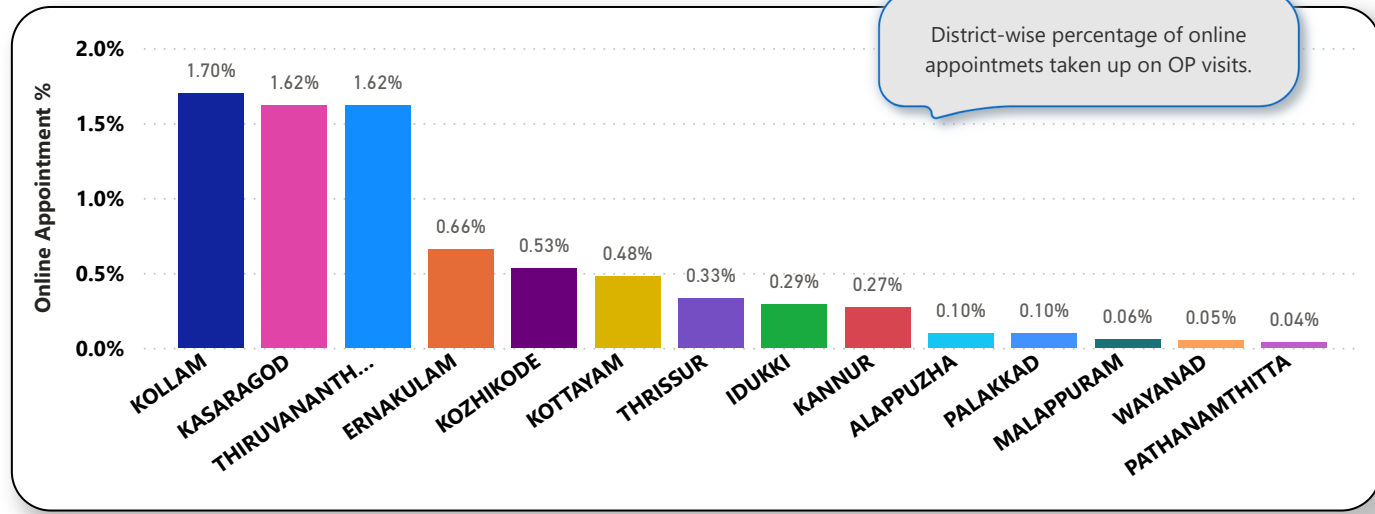


5. 1 Online Appointment Booking in Hospitals (except Medical Colleges)

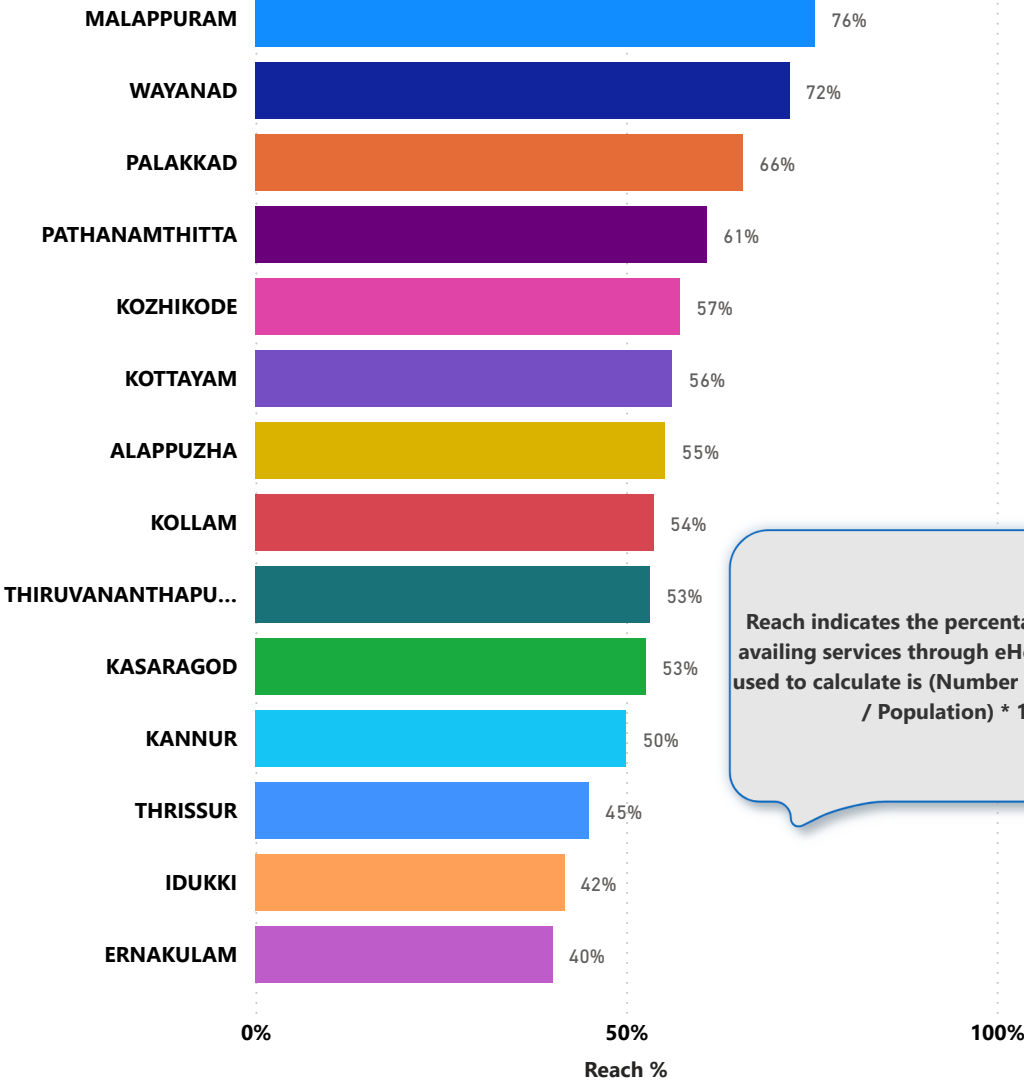
District-wise count of online appointments taken.



District-wise percentage of online appointments taken up on OP visits.



6. eHealth Performance - Reach



Reach indicates the percentage of population availing services through eHealth. The formula used to calculate is (Number of UHID registered / Population) * 100 %.