

1. eHealth Kerala - Vital Statistics

Hospital Type	Live Institutions
Family Health Centre	15
Primary Health Centre	3
Community Health Centre	2
Urban Primary Health Centre	2
General Hospital	1
Medical College Hospital	1
Total	24

2. eHealth - District Ranking Matrix Based on Performance of all Institutions (except Medical Colleges)

The ranking matrix showcases the performance of districts in providing eHealth services through all institutions (excluding Medical Colleges) based on six different parameters.

These parameters include:

1.

Number of institutions where the reception module is currently using.
2.

Percentage of UHID Visits.
3.

Percentage of Doctor Consultations.
4.

Percentage of Pharmacy Prescriptions by doctors.
5.

Percentage of lab orders through doctors.
6.

Number of Live Institutions.

Weightage is assigned to the percentages calculated in intervals of 10. The rank is determined based on the sum of these weightages.

The top-performing districts should aim to maintain their positions, while the average and low-performing districts should strive to reach the 'top four' league.

The ranking matrix for the current month, October 2024, along with the previous two months, is provided in the table below.

District	August	September	October
WAYANAD	1	2	1
PALAKKAD	2	3	2
IDUKKI	3	1	3
ALAPPUZHA	4	4	4
MALAPPURAM	4	5	4
THRISSUR	4	4	4
KOLLAM	6	6	5
PATHANAMTHITTA	7	8	6
KOTTAYAM	6	6	7
KOZHIKODE	8	7	7
KANNUR	5	9	8
THIRUVANANTHAPURAM	9	10	8
KASARAGOD	10	11	9
ERNAKULAM	11	12	10

- Best performing
- Average performing
- Low performing

3. eHealth - Institution Level Ranking (except Medical Colleges)

Hospital	Rank
FAMILY HEALTH CENTER NOOLPUZHA	1
FAMILY HEALTH CENTRE CHETHALAYAM	2
FAMILY HEALTH CENTRE EDAVAKA	2
FAMILY HEALTH CENTRE KOTTATHARA	2
FAMILY HEALTH CENTRE POOTHADI	2
FAMILY HEALTH CENTRE VENGAPALLY	2
URBAN HEALTH WELNESS CENTER PAYYAMPALLY	2
FAMILY HEALTH CENTRE CHEERAL	3
FAMILY HEALTH CENTRE AMBALAVAYAL	4
FAMILY HEALTH CENTRE PADINJARATHARA	4
FAMILY HEALTH CENTRE POZHUTHANA	4
FAMILY HEALTH CENTRE THONDERNAD	4
FAMILY HEALTH CENTRE VELLAMUNDA	4
URBAN PRIMARY HEALTH CENTRE MUNDERI	4
FAMILY HEALTH CENTRE APPAPARA	5
FAMILY HEALTH CENTRE MEPPADY	6
M S PADMAIAH GOWDER MEMORIAL GOVERNMENT GENERAL HOSPITAL KALPETTA	7
PRIMARY HEALTH CENTRE KAPPUKUNNU	8
COMMUNITY HEALTH CENTRE PANAMARAM	9
PRIMARY HEALTH CENTRE CHULLIODE	10
FAMILY HEALTH CENTRE VAZHAVATTA	11
COMMUNITY HEALTH CENTRE THARIODE	12
PRIMARY HEALTH CENTRE VARADOOR	12

3.1 eHealth Performance - Reception Module

Reception Module is considered to be functional in an institution only if the number of total visits for the month is of minimum 500.

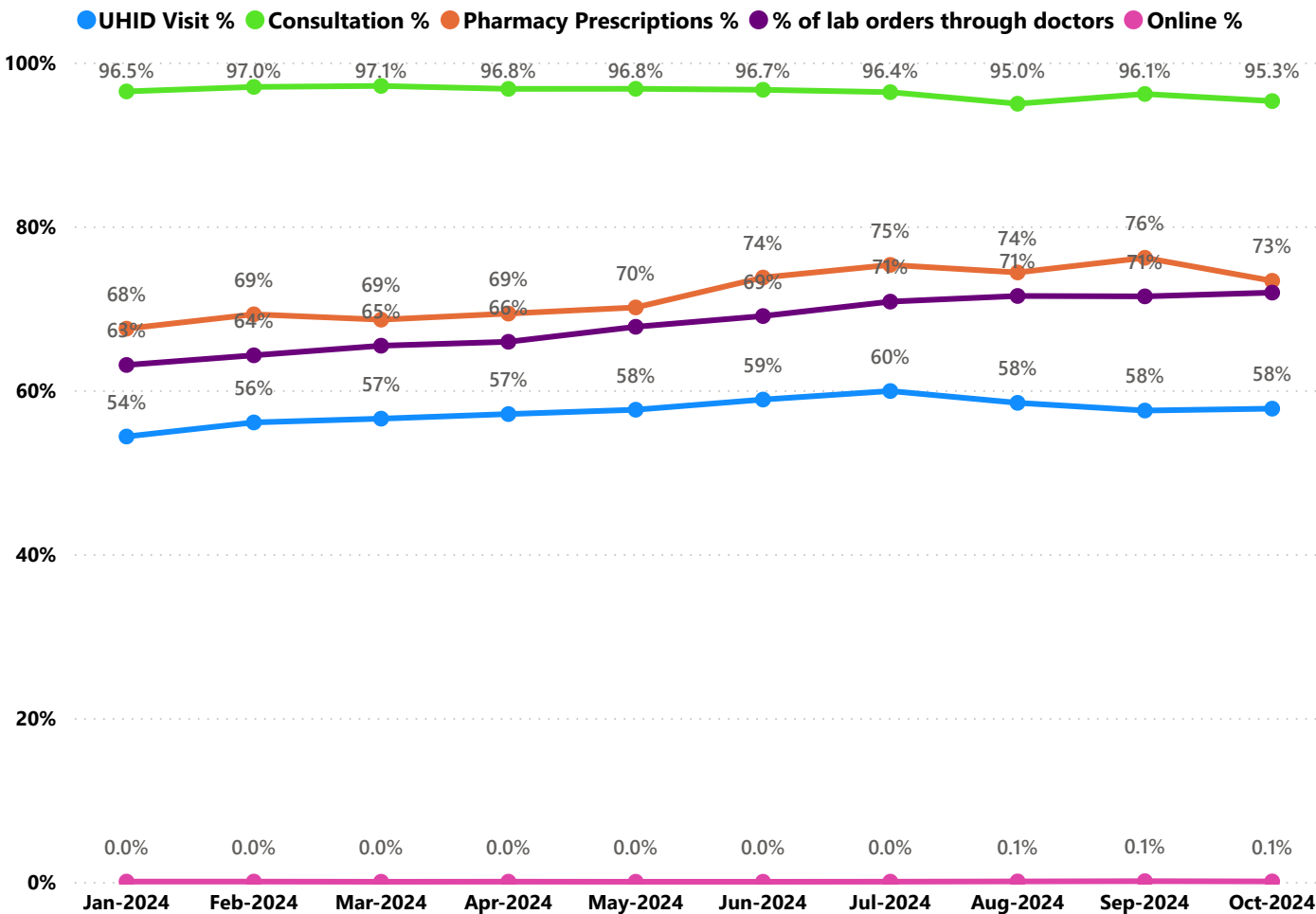
District	Institution Count	Institutions with Reception	% of institutions with Reception
KOLLAM	31	31	100.00%
KOTTAYAM	31	31	100.00%
THRISSUR	71	70	98.59%
MALAPPURAM	56	55	98.21%
KASARAGOD	23	22	95.65%
KANNUR	43	41	95.35%
PATHANAMTHITTA	20	19	95.00%
ERNAKULAM	73	69	94.52%
KOZHIKODE	61	57	93.44%
PALAKKAD	45	42	93.33%
THIRUVANANTHAPURAM	101	93	92.08%
ALAPPUZHA	33	30	90.91%
IDUKKI	22	20	90.91%
WAYANAD	23	19	82.61%

Hospital Name
PRIMARY HEALTH CENTRE VARADOOR
PRIMARY HEALTH CENTRE CHULLIODE
FAMILY HEALTH CENTRE VAZHAVATTA
COMMUNITY HEALTH CENTRE THARIODE

Institutions where the reception module is either not started or not using



3.2 e-Health Performance Trend



- UHID Visit % is calculated as  $(UHID\ Visits / Total\ Visit) * 100$
- Consultation % is calculated as  $(Doctor\ Consultation / OP\ Visits) * 100$
- Pharmacy % is calculated as  $(Pharmacy\ Prescriptions / Total\ OP\ Visits) * 100$
- Lab % is calculated as  $(Lab\ orders\ given\ by\ doctors / Total\ Lab\ Orders) * 100$
- Online % is calculated as  $(Online\ appointments\ via\ web\ portal / Total\ OP\ Visits) * 100$

3.3 e-Health Performance Indicators

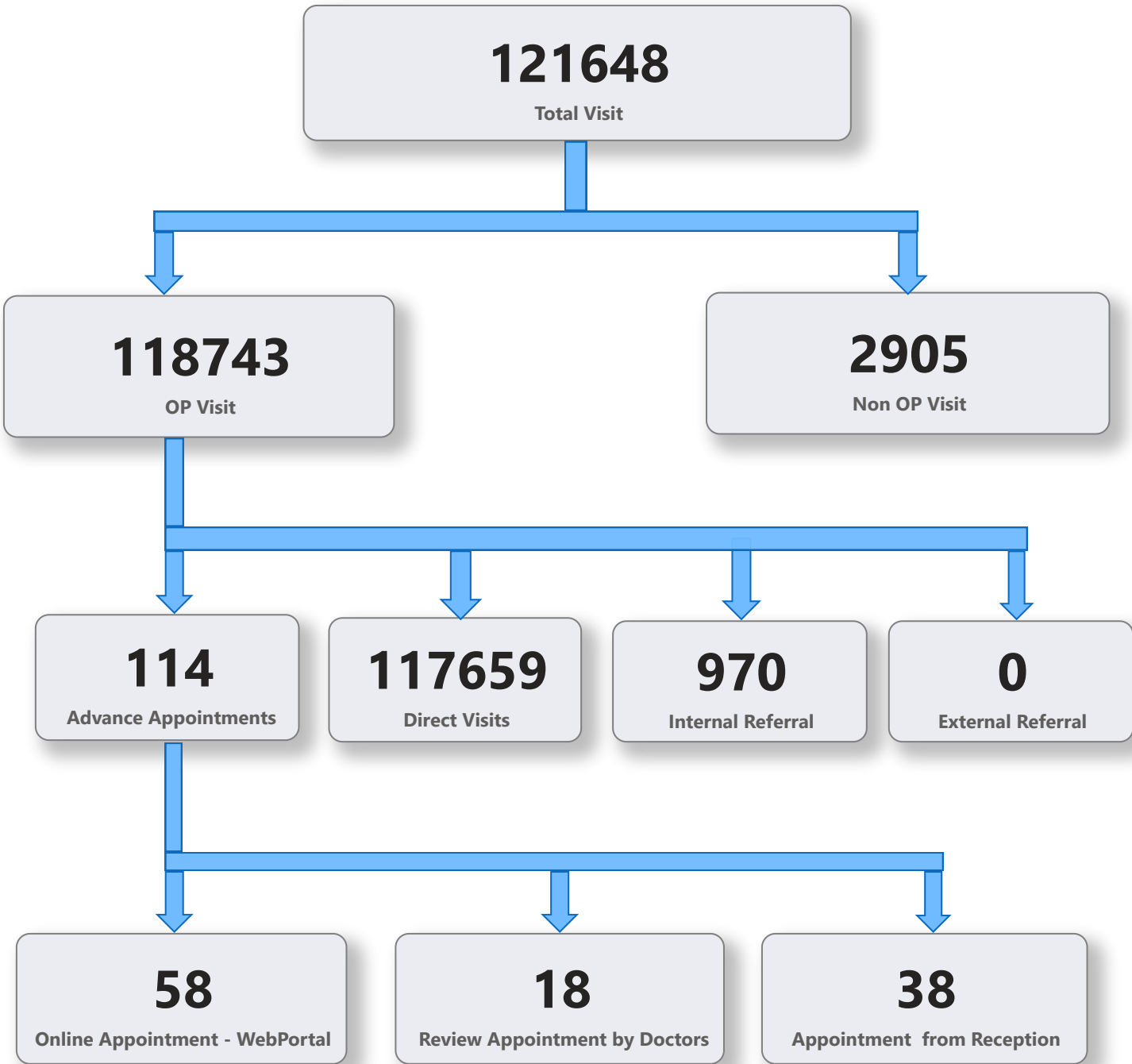
Hospital	UHID Visit %	Consultation %	Pharmacy Prescriptions %	% of Lab Orders given by Doctors
FAMILY HEALTH CENTER NOOLPUZHA	83.06%	98.74%	84.29%	96.68%
FAMILY HEALTH CENTRE CHETHALAYAM	71.96%	99.90%	90.19%	87.56%
FAMILY HEALTH CENTRE EDAVAKA	63.39%	99.83%	92.40%	90.99%
FAMILY HEALTH CENTRE KOTTATHARA	66.06%	99.65%	94.55%	96.34%
FAMILY HEALTH CENTRE POOTHADI	72.79%	99.90%	88.46%	96.38%
FAMILY HEALTH CENTRE VENGAPALLY	74.91%	99.93%	93.24%	84.88%
URBAN HEALTH WELNESS CENTER PAYYAMPALLY	62.39%	96.00%	94.95%	100.00%
FAMILY HEALTH CENTRE CHEERAL	71.21%	99.55%	87.72%	82.24%
FAMILY HEALTH CENTRE AMBALAVAYAL	61.57%	99.29%	89.99%	84.95%
FAMILY HEALTH CENTRE PADINJARATHARA	65.22%	99.87%	93.22%	80.00%
FAMILY HEALTH CENTRE POZHUTHANA	80.63%	90.48%	81.66%	64.58%
FAMILY HEALTH CENTRE THONDERNAD	60.55%	99.41%	93.63%	75.18%
FAMILY HEALTH CENTRE VELLAMUNDA	62.52%	99.92%	88.89%	84.57%
URBAN PRIMARY HEALTH CENTRE MUNDERI	58.02%	90.41%	80.41%	90.15%
FAMILY HEALTH CENTRE APPAPARA	53.42%	84.58%	72.51%	80.51%
FAMILY HEALTH CENTRE MEPPADY	64.37%	97.12%	68.25%	69.95%
M S PADMAIAH GOWDER MEMORIAL GOVERNMENT GENERAL HOSPITAL KALPETTA	37.43%	95.12%	47.47%	55.25%
PRIMARY HEALTH CENTRE KAPPUKUNNU	68.53%	4.92%	3.63%	100.00%
COMMUNITY HEALTH CENTRE PANAMARAM	21.75%	0.16%	0.00%	0.00%
PRIMARY HEALTH CENTRE CHULLIODE	50.00%	33.33%	0.00%	0.00%
FAMILY HEALTH CENTRE VAZHAVATTA	20.86%	0.00%	0.00%	0.00%
COMMUNITY HEALTH CENTRE THARIODE	0.00%	0.00%	0.00%	0.00%
PRIMARY HEALTH CENTRE VARADOOR	0.00%	0.00%	0.00%	0.00%

4. Status of Modules Usage in Hospitals

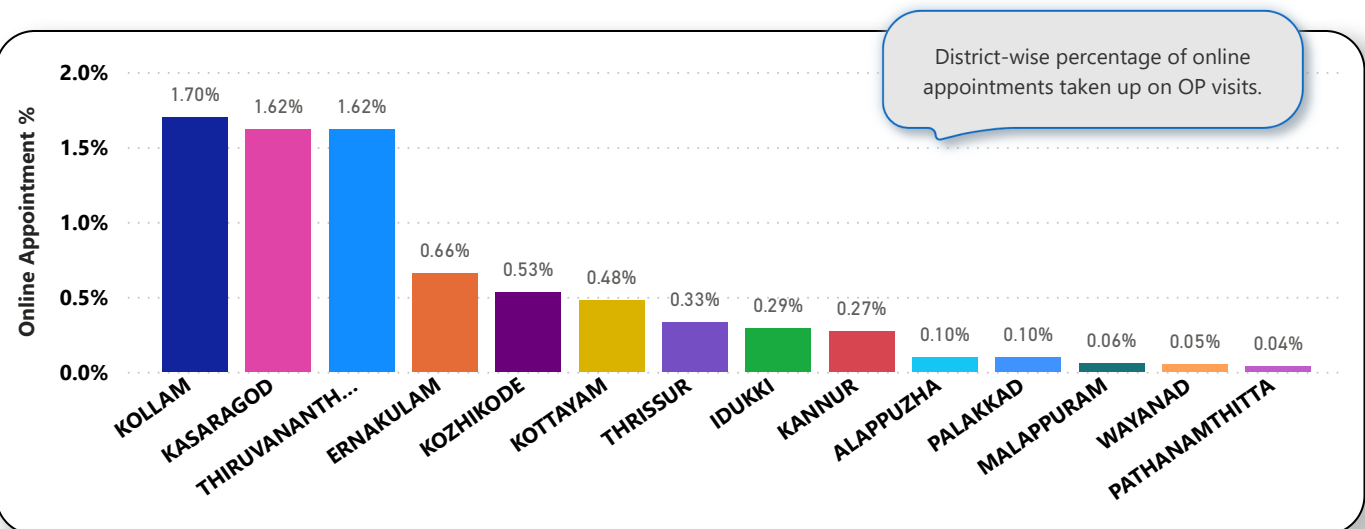
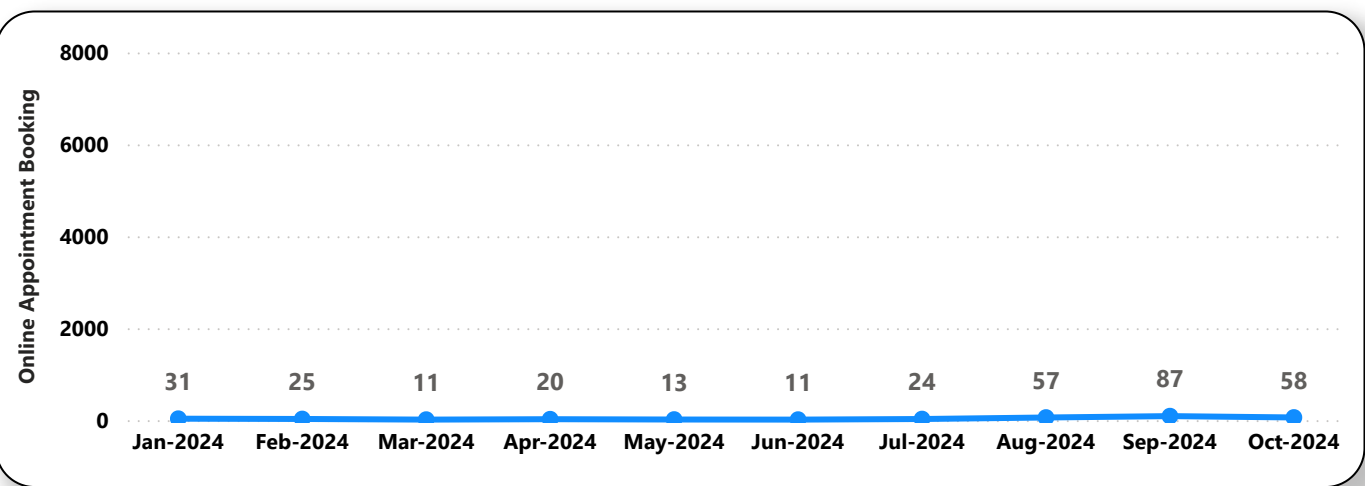
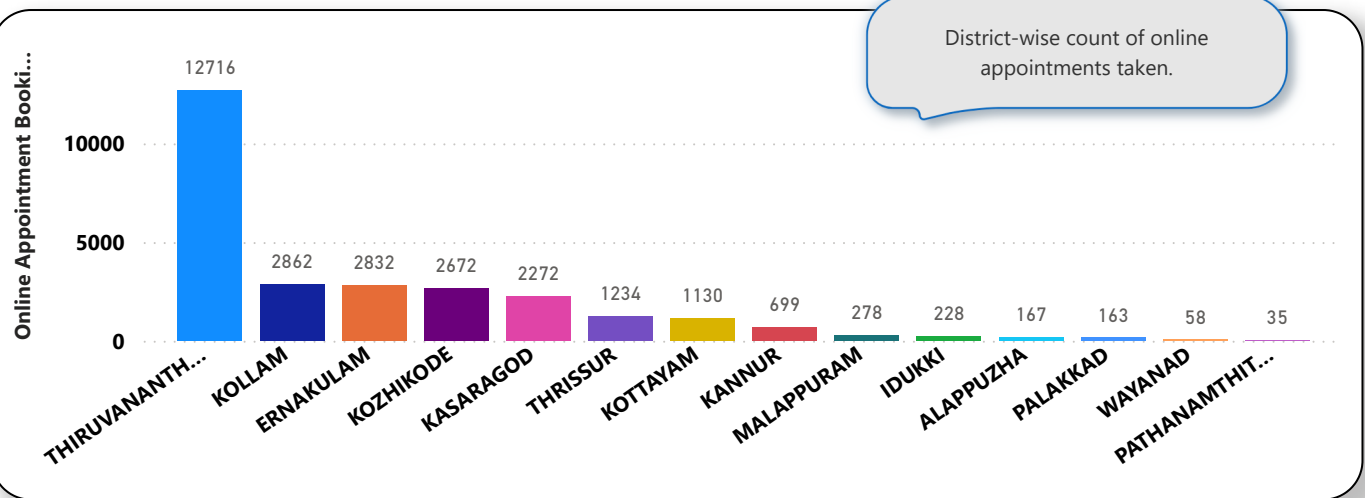
District wise status of live institutions and the count of various modules [Reception, OP Consultation, Lab, Pharmacy] started / functional. This list excludes Medical College Hospitals, CCRC and PH Labs.

District	Live Institutions	Reception	Consultation	Pharmacy	Lab
THIRUVANANTHAPURAM	100	95 (95%)	88 (88%)	76 (76%)	83 (83%)
ERNAKULAM	72	69 (96%)	49 (68%)	38 (53%)	29 (40%)
THRISSUR	71	70 (99%)	69 (97%)	64 (90%)	61 (86%)
KOZHIKODE	61	57 (93%)	51 (84%)	47 (77%)	45 (74%)
MALAPPURAM	56	55 (98%)	52 (93%)	43 (77%)	43 (77%)
PALAKKAD	45	42 (93%)	40 (89%)	37 (82%)	37 (82%)
KANNUR	43	41 (95%)	37 (86%)	32 (74%)	29 (67%)
ALAPPUZHA	33	30 (91%)	30 (91%)	30 (91%)	28 (85%)
KOLLAM	31	31 (100%)	31 (100%)	31 (100%)	30 (97%)
KOTTAYAM	31	31 (100%)	31 (100%)	31 (100%)	28 (90%)
KASARAGOD	23	22 (96%)	21 (91%)	20 (87%)	19 (83%)
WAYANAD	23	19 (83%)	17 (74%)	17 (74%)	15 (65%)
IDUKKI	22	20 (91%)	19 (86%)	19 (86%)	17 (77%)
PATHANAMTHITTA	20	19 (95%)	17 (85%)	17 (85%)	14 (70%)
Total	631	601 (95%)	552 (87%)	502 (80%)	478 (76%)

5. Appointment Booking in Hospitals (except Medical Colleges)

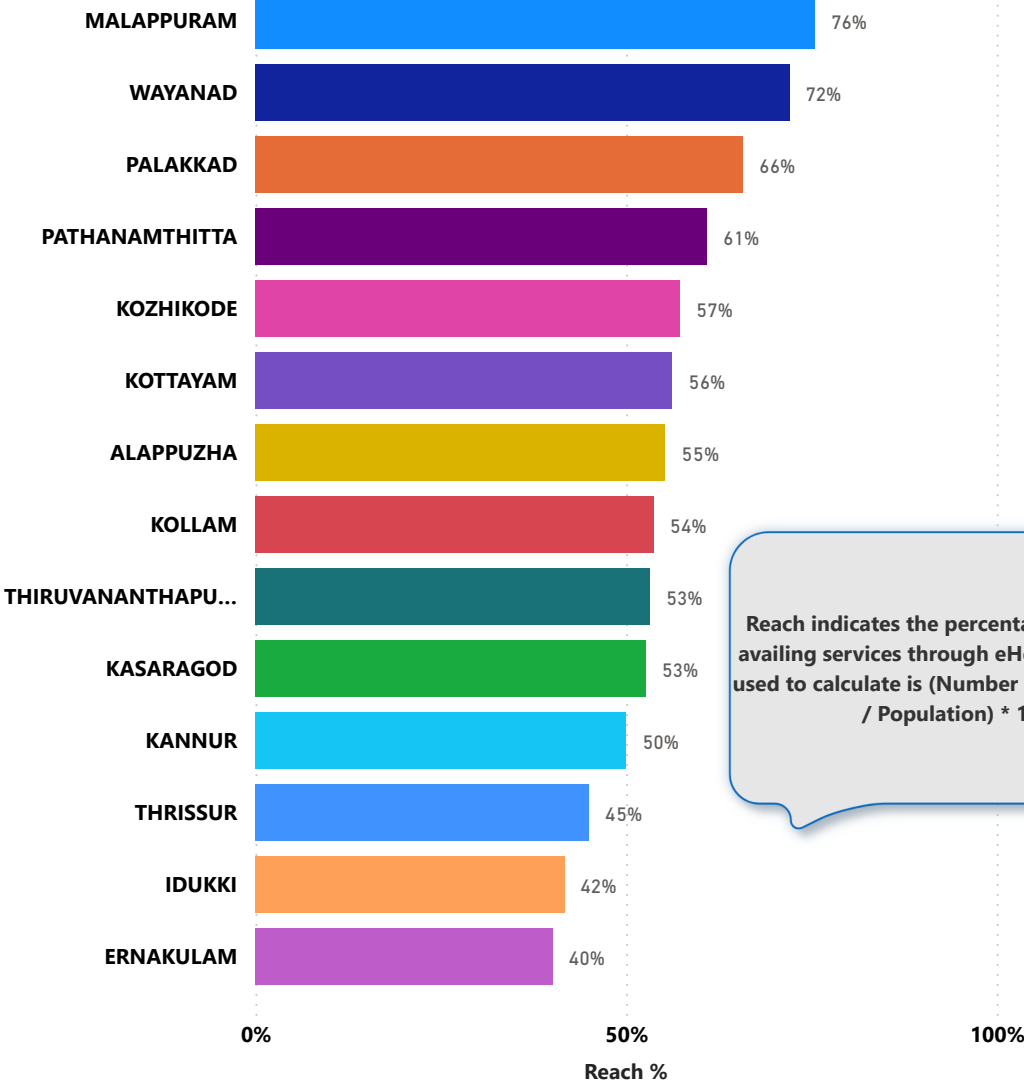


5. 1 Online Appointment Booking in Hospitals (except Medical Colleges)





6. eHealth Performance - Reach



Reach indicates the percentage of population availing services through eHealth. The formula used to calculate is (Number of UHID registered / Population) \* 100 %.