

1. eHealth Kerala - Vital Statistics

Hospital Type	Live Institutions
Family Health Centre	28
Urban Primary Health Centre	2
Medical College Hospital	1
Taluk Headquarters Hospital	1
Total	32

2. eHealth - District Ranking Matrix Based on Performance of all Institutions (except Medical Colleges)

The ranking matrix showcases the performance of districts in providing eHealth services through all institutions (excluding Medical Colleges) based on six different parameters.

These parameters include:

1.

Number of institutions where the reception module has started.
2.

Percentage of UHID Visits.
3.

Percentage of Doctor Consultations.
4.

Percentage of Pharmacy Prescriptions by doctors.
5.

Percentage of lab orders through doctors.
6.

Number of Live Institutions.

Weightage is assigned to the percentages calculated in intervals of 10. The rank is determined based on the sum of these weightages.

The top-performing districts should aim to maintain their positions, while the average and low-performing districts should strive to reach the 'top four' league.

The ranking matrix for the current month, September 2024, along with the previous two months, is provided in the table below.

District	July	August	September
IDUKKI	2	3	1
WAYANAD	1	1	2
PALAKKAD	3	2	3
ALAPPUZHA	5	4	4
THRISSUR	4	4	4
MALAPPURAM	4	4	5
KOLLAM	6	6	6
KOTTAYAM	6	6	6
KOZHIKODE	8	8	7
PATHANAMTHITTA	7	7	8
KANNUR	4	5	9
THIRUVANANTHAPURAM	9	9	10
KASARAGOD	10	10	11
ERNAKULAM	11	11	12

- Best performing
- Average performing
- Low performing

3. eHealth - Institution Level Ranking (except Medical Colleges)

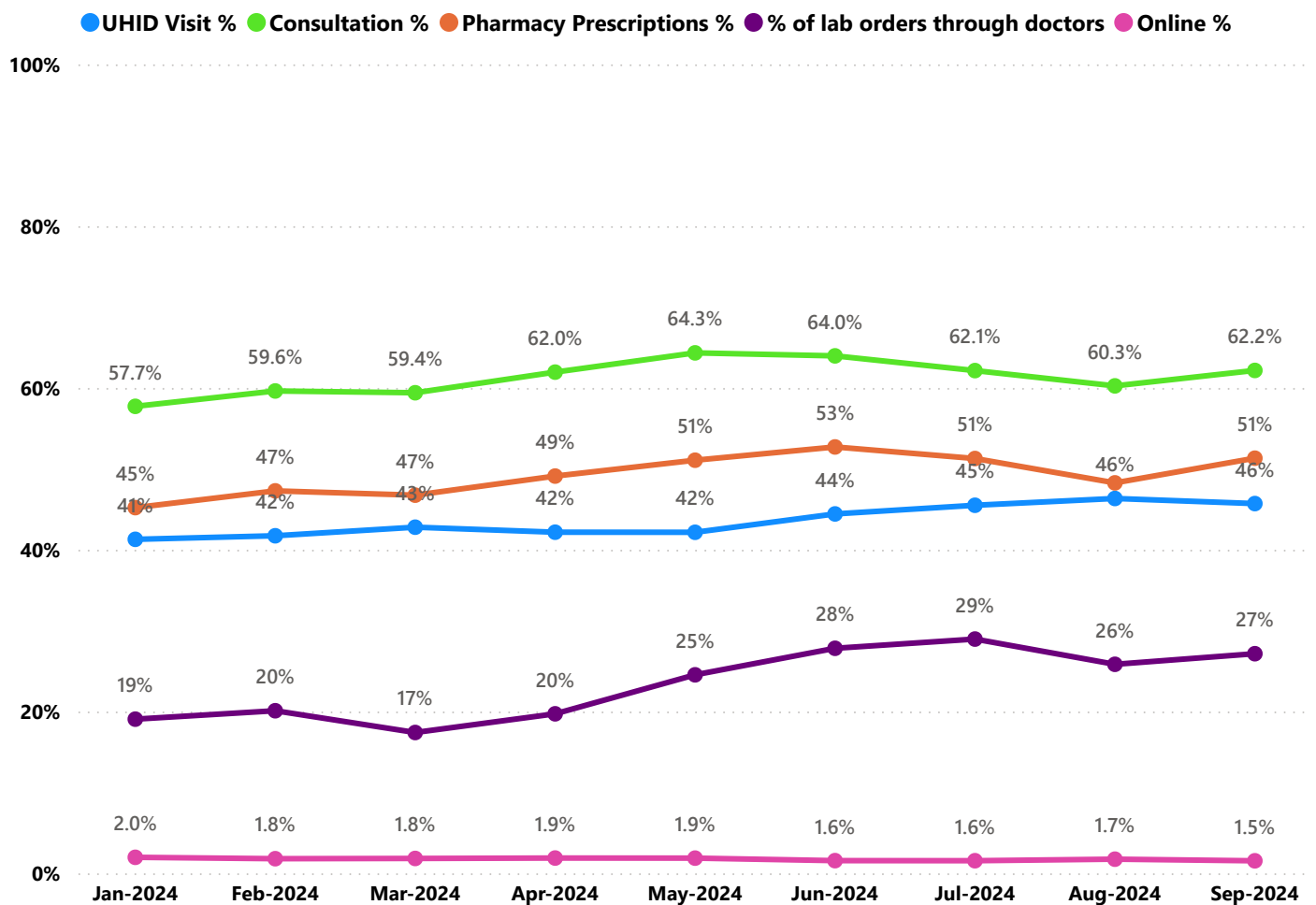
Hospital	Rank
FAMILY HEALTH CENTRE EZHUKONE	1
FAMILY HEALTH CENTRE EZHUKONE PAVITHRESWARAM	2
FAMILY HEALTH CENTRE ALAPPAD	3
FAMILY HEALTH CENTRE SREENARAYANAPURAM	3
FAMILY HEALTH CENTRE VELIYAM	3
URBAN PRIMARY HEALTH CENTRE ULIAKOVIL	3
FAMILY HEALTH CENTRE KALLADA EAST	4
FAMILY HEALTH CENTRE THAZHAVA	5
FAMILY HEALTH CENTRE KULASEKHARAPURAM	6
FAMILY HEALTH CENTRE PERUMON	6
FAMILY HEALTH CENTRE THEKKUMBHAGAM	6
FAMILY HEALTH CENTRE UMMANNOOR	6
FAMILY HEALTH CENTRE VILAKKUDY	6
PRIMARY HEALTH CENTRE MELILA	6
FAMILY HEALTH CENTRE AZHEEKAL	7
FAMILY HEALTH CENTRE CHAVARA	7
FAMILY HEALTH CENTRE THENMALA	8
FAMILY HEALTH CENTRE WEST KALLADA	9
FAMILY HEALTH CENTRE ELAMPALLOOR	9
FAMILY HEALTH CENTRE PERINAD	9
FAMILY HEALTH CENTRE SAKTHIKULANGARA	10
FAMILY HEALTH CENTRE NEDUVATHOOR	11
URBAN PRIMARY HEALTH CENTRE MUNDAKKAL	11
FAMILY HEALTH CENTRE KARAVALLUR	12
FAMILY HEALTH CENTRE MANCODE CHITHARA	13
FAMILY HEALTH CENTRE CHATHANNOOR	14
FAMILY HEALTH CENTRE POOYAPPALLY	15
FAMILY HEALTH CENTRE VALLIKKAVU	16
FAMILY HEALTH CENTRE PIRAVANTHOOR	17
C KESAVAN MEMORIAL FAMILY HEALTH CENTRE MAYYANAD	18
TALUK HEADQUARTERS HOSPITAL PUNALUR	19

3.1 eHealth Performance - Reception Module

Reception Module is considered to be functional in an institution only if the number of total visits for the month is of minimum 500.

District	Institution Count	Institutions with Reception	% of institutions with Reception
IDUKKI	20	20	100.00%
KOLLAM	31	31	100.00%
KOTTAYAM	31	31	100.00%
PATHANAMTHITTA	19	19	100.00%
PALAKKAD	44	43	97.73%
KANNUR	42	41	97.62%
THRISSUR	70	68	97.14%
MALAPPURAM	53	51	96.23%
KOZHIKODE	56	53	94.64%
THIRUVANANTHAPURAM	100	96	94.00%
ALAPPUZHA	31	29	93.55%
ERNAKULAM	73	67	91.78%
KASARAGOD	23	21	91.30%
WAYANAD	19	17	89.47%

3.2 e-Health Performance Trend



- UHID Visit % is calculated as $(UHID\ Visits / Total\ Visit) * 100$
- Consultation % is calculated as $(Doctor\ Consultation / OP\ Visits) * 100$
- Pharmacy % is calculated as $(Pharmacy\ Prescriptions / Total\ OP\ Visits) * 100$
- Lab % is calculated as $(Lab\ orders\ given\ by\ doctors / Total\ Lab\ Orders) * 100$
- Online % is calculated as $(Online\ appointments\ via\ web\ portal / Total\ OP\ Visits) * 100$

3.3 e-Health Performance Indicators

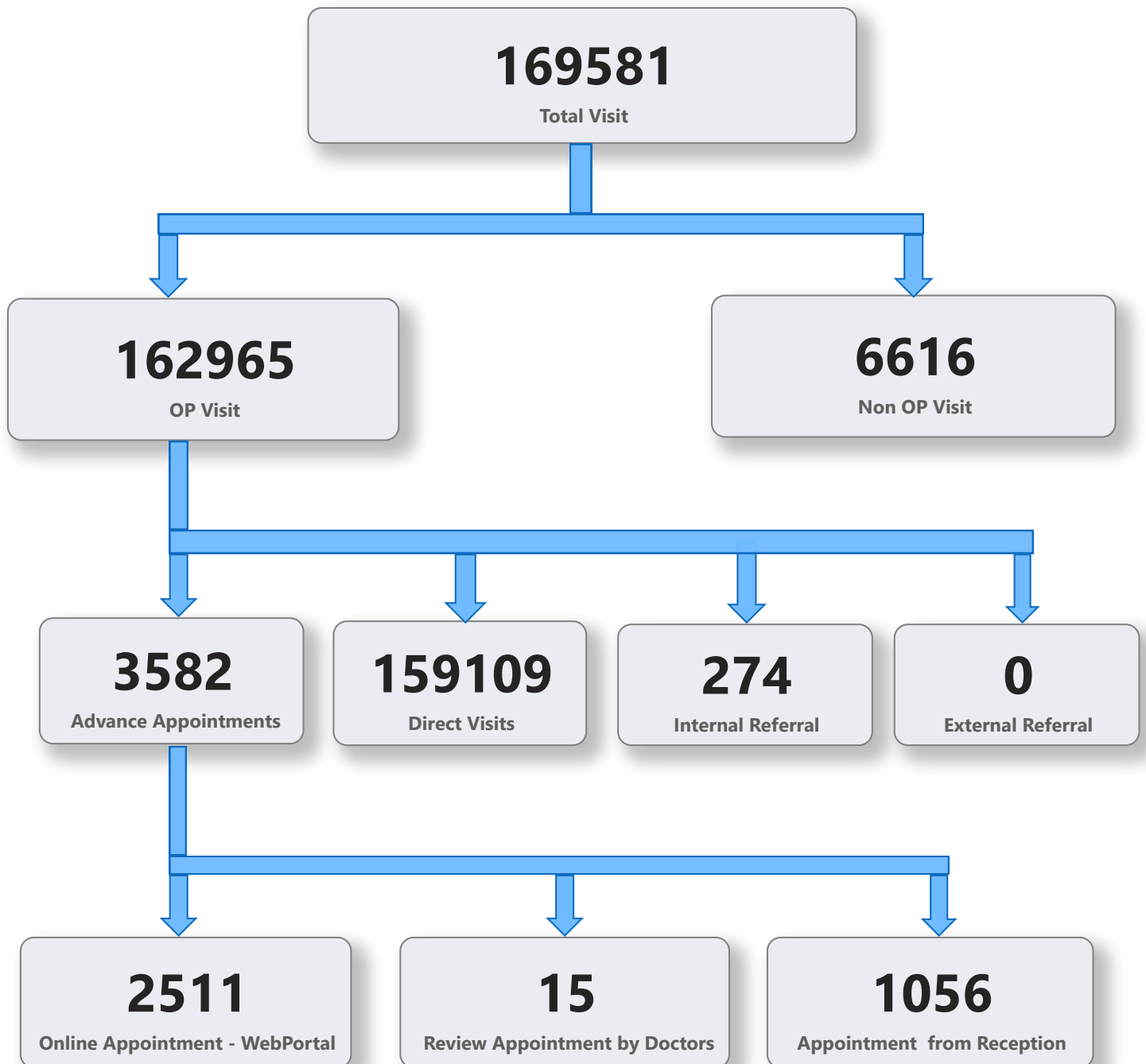
Hospital	UHID Visit %	Consultation %	Pharmacy Prescriptions %	% of Lab Orders given by Doctors
FAMILY HEALTH CENTRE EZHUKONE	72.26%	99.02%	92.20%	92.89%
FAMILY HEALTH CENTRE EZHUKONE PAVITHRESWARAM	80.41%	99.71%	88.69%	88.62%
FAMILY HEALTH CENTRE ALAPPAD	66.12%	93.28%	82.73%	91.38%
FAMILY HEALTH CENTRE SREENARAYANAPURAM	75.65%	97.66%	97.26%	73.54%
FAMILY HEALTH CENTRE VELIYAM	72.55%	99.77%	81.67%	81.60%
URBAN PRIMARY HEALTH CENTRE ULIAKOVIL	85.88%	96.31%	85.28%	76.46%
FAMILY HEALTH CENTRE KALLADA EAST	53.26%	96.20%	88.88%	100.00%
FAMILY HEALTH CENTRE THAZHAVA	52.17%	99.36%	91.92%	70.94%
FAMILY HEALTH CENTRE KULASEKHARAPURAM	63.83%	84.89%	83.76%	74.47%
FAMILY HEALTH CENTRE PERUMON	72.30%	97.61%	89.11%	54.51%
FAMILY HEALTH CENTRE THEKKUMBHAGAM	63.35%	96.42%	87.43%	64.06%
FAMILY HEALTH CENTRE UMMANNOOR	89.16%	87.81%	83.85%	57.53%
FAMILY HEALTH CENTRE VILAKKUDY	53.88%	87.09%	77.84%	94.06%
PRIMARY HEALTH CENTRE MELILA	33.12%	99.48%	89.23%	99.15%
FAMILY HEALTH CENTRE AZHEEKKAL	56.31%	97.48%	71.67%	78.20%
FAMILY HEALTH CENTRE CHAVARA	52.36%	98.27%	87.27%	68.04%
FAMILY HEALTH CENTRE THENMALA	75.98%	91.07%	87.78%	34.53%
FAMILY HEALTH CENTRE WEST KALLADA	44.52%	87.58%	73.28%	78.03%
FAMILY HEALTH CENTRE ELAMPALLOOR	47.00%	86.58%	83.35%	65.31%
FAMILY HEALTH CENTRE PERINAD	42.90%	99.82%	83.38%	56.58%
FAMILY HEALTH CENTRE SAKTHIKULANGARA	55.22%	99.55%	87.08%	33.26%
FAMILY HEALTH CENTRE NEDUVATHOOR	17.53%	79.19%	73.38%	80.56%
URBAN PRIMARY HEALTH CENTRE MUNDAKKAL	62.77%	83.04%	58.15%	45.59%
FAMILY HEALTH CENTRE KARAVALLUR	37.71%	89.43%	69.28%	45.54%
FAMILY HEALTH CENTRE MANCODE CHITHARA	69.57%	72.48%	40.25%	33.05%
FAMILY HEALTH CENTRE CHATHANNOOR	47.28%	32.38%	31.25%	94.60%
FAMILY HEALTH CENTRE POOYAPPALLY	64.77%	59.98%	52.43%	26.64%
FAMILY HEALTH CENTRE VALLIKKAVU	34.56%	64.28%	40.35%	31.24%
FAMILY HEALTH CENTRE PIRAVANTHOOR	26.83%	59.35%	52.11%	23.40%
C KESAVAN MEMORIAL FAMILY HEALTH CENTRE MAYYANAD	50.68%	31.01%	23.63%	10.17%
TALUK HEADQUARTERS HOSPITAL PUNALUR	21.04%	17.56%	6.41%	3.77%

4. Status of Modules Usage in Hospitals

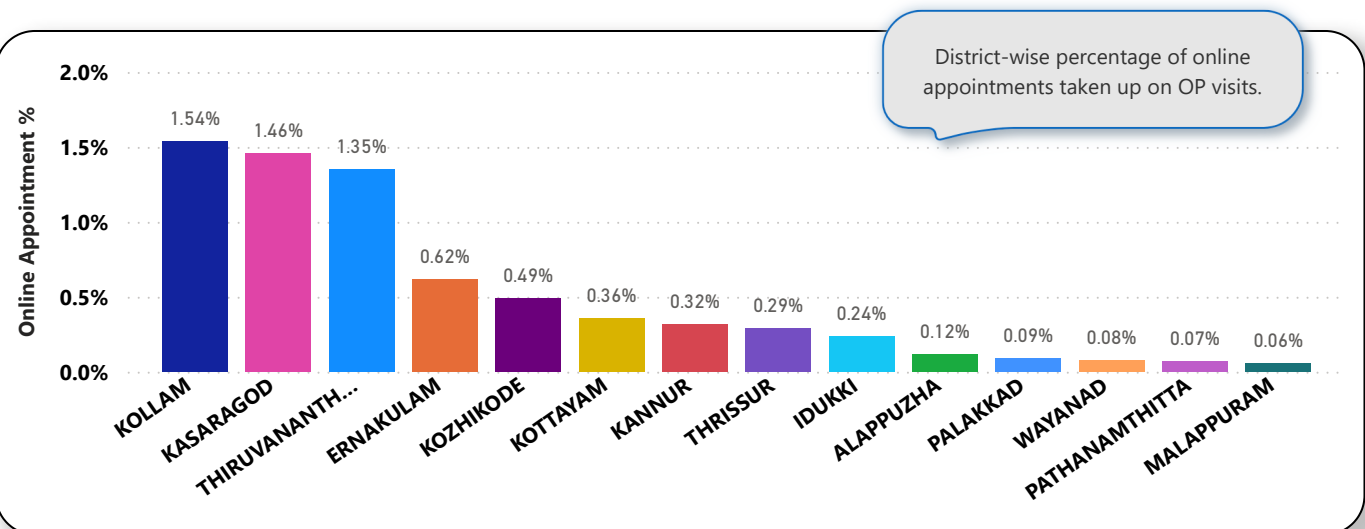
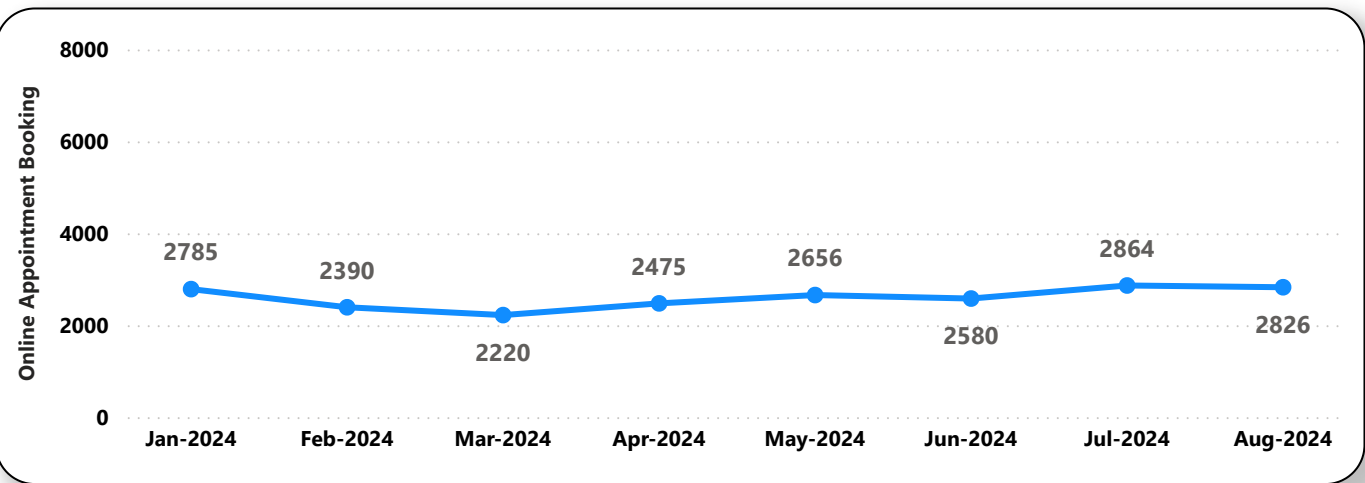
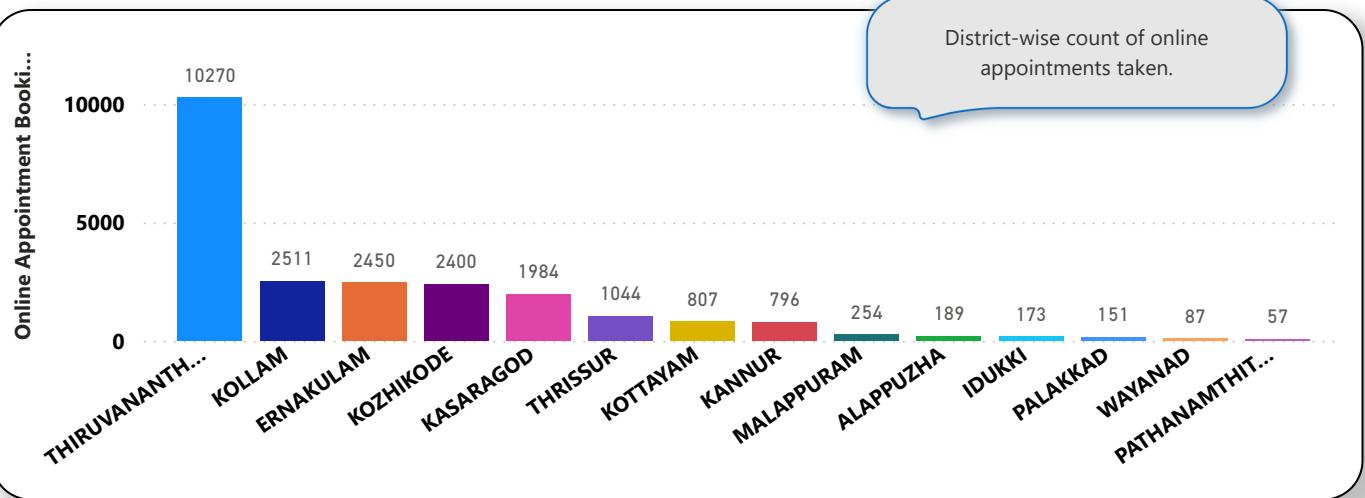
District wise status of live institutions and the count of various modules [Reception, OP Consultation, Lab, Pharmacy] started / functional. This list excludes Medical College Hospitals, CCRC and PH Labs.

District	Live Institutions	Reception	Consultation	Pharmacy	Lab
THIRUVANANTHAPURAM	100	96 (96%)	86 (86%)	72 (72%)	77 (77%)
ERNAKULAM	72	67 (93%)	46 (64%)	33 (46%)	27 (38%)
THRISSUR	70	68 (97%)	65 (93%)	58 (83%)	61 (87%)
KOZHIKODE	56	53 (95%)	47 (84%)	44 (79%)	44 (79%)
MALAPPURAM	53	51 (96%)	48 (91%)	42 (79%)	44 (83%)
PALAKKAD	44	43 (98%)	41 (93%)	37 (84%)	38 (86%)
KANNUR	42	41 (98%)	36 (86%)	33 (79%)	27 (64%)
ALAPPUZHA	31	29 (94%)	29 (94%)	29 (94%)	28 (90%)
KOLLAM	31	31 (100%)	31 (100%)	31 (100%)	30 (97%)
KOTTAYAM	31	31 (100%)	31 (100%)	31 (100%)	28 (90%)
KASARAGOD	23	21 (91%)	19 (83%)	18 (78%)	15 (65%)
IDUKKI	20	20 (100%)	19 (95%)	19 (95%)	17 (85%)
PATHANAMTHITTA	19	19 (100%)	17 (89%)	17 (89%)	13 (68%)
WAYANAD	19	17 (89%)	17 (89%)	17 (89%)	16 (84%)
Total	611	587 (96%)	532 (87%)	481 (79%)	465 (76%)

5. Appointment Booking in Hospitals (except Medical Colleges)



5. 1 Online Appointment Booking in Hospitals (except Medical Colleges)



6. eHealth Performance - Reach

