

1. eHealth Kerala - Vital Statistics

Hospital Type	Live Institutions
Family Health Centre	18
Urban Primary Health Centre	2
District Hospital	1
General Hospital	1
Specialty Hospital - Women Children	1
Total	23

2. eHealth - District Ranking Matrix Based on Performance of all Institutions (except Medical Colleges)

The ranking matrix showcases the performance of districts in providing eHealth services through all institutions (excluding Medical Colleges) based on six different parameters.

These parameters include:

1. Number of institutions where the reception module has started.

2. Percentage of UHID Visits.

3. Percentage of Doctor Consultations.

4. Percentage of Pharmacy Prescriptions by doctors.

5. Percentage of lab orders through doctors.

6. Number of Live Institutions.

Weightage is assigned to the percentages calculated in intervals of 10. The rank is determined based on the sum of these weightages.

The top-performing districts should aim to maintain their positions, while the average and low-performing districts should strive to reach the 'top four' league.

The ranking matrix for the current month, September 2024, along with the previous two months, is provided in the table below.

District	July	August	September
IDUKKI	2	3	1
WAYANAD	1	1	2
PALAKKAD	3	2	3
ALAPPUZHA	5	4	4
THRISSUR	4	4	4
MALAPPURAM	4	4	5
KOLLAM	6	6	6
KOTTAYAM	6	6	6
KOZHIKODE	8	8	7
PATHANAMTHITTA	7	7	8
KANNUR	4	5	9
THIRUVANANTHAPURAM	9	9	10
KASARAGOD	10	10	11
ERNAKULAM	11	11	12

- Best performing
- Average performing
- Low performing

3. eHealth - Institution Level Ranking (except Medical Colleges)

Hospital	Rank
FAMILY HEALTH CENTRE ENNAPPARA	1
FAMILY HEALTH CENTRE KUMBADAJE	1
FAMILY HEALTH CENTRE BELLUR	2
FAMILY HEALTH CENTRE MADIKAI	3
URBAN PRIMARY HEALTH CENTRE NILESHWARAM	4
FAMILY HEALTH CENTRE ANANDASRAM	5
FAMILY HEALTH CENTRE NARKILAKKAD	6
FAMILY HEALTH CENTRE PALLIKKARE	6
FAMILY HEALTH CENTRE UDUMBANTHALA	6
URBAN PRIMARY HEALTH CENTRE PULLIKUNNU	7
WOMEN AND CHILDREN GOVERMENT HOSPITAL KANHANGAD	8
FAMILY HEALTH CENTRE MULLERIYA	9
FAMILY HEALTH CENTRE KARINDALAM	10
FAMILY HEALTH CENTRE UDMA	11
FAMILY HEALTH CENTRE CHATTANCHAL	12
DISTRICT HOSPITAL KANHANGAD	13
FAMILY HEALTH CENTRE VALIYAPARAMABA	13
FAMILY HEALTH CENTRE KAYYUR	14
FAMILY HEALTH CENTRE PERLA	15
FAMILY HEALTH CENTRE AJANUR	16
FAMILY HEALTH CENTRE MOGRALPUTHUR	16
GENERAL HOSPITAL KASARAGOD	17
FAMILY HEALTH CENTRE PANATHUR	18

3.1 eHealth Performance - Reception Module

Reception Module is considered to be functional in an institution only if the number of total visits for the month is of minimum 500.

District	Institution Count	Institutions with Reception	% of institutions with Reception
IDUKKI	20	20	100.00%
KOLLAM	31	31	100.00%
KOTTAYAM	31	31	100.00%
PATHANAMTHITTA	19	19	100.00%
PALAKKAD	44	43	97.73%
KANNUR	42	41	97.62%
THRISSUR	70	68	97.14%
MALAPPURAM	53	51	96.23%
KOZHIKODE	56	53	94.64%
THIRUVANANTHAPURAM	100	96	94.00%
ALAPPUZHA	31	29	93.55%
ERNAKULAM	73	67	91.78%
KASARAGOD	23	21	91.30%
WAYANAD	19	17	89.47%

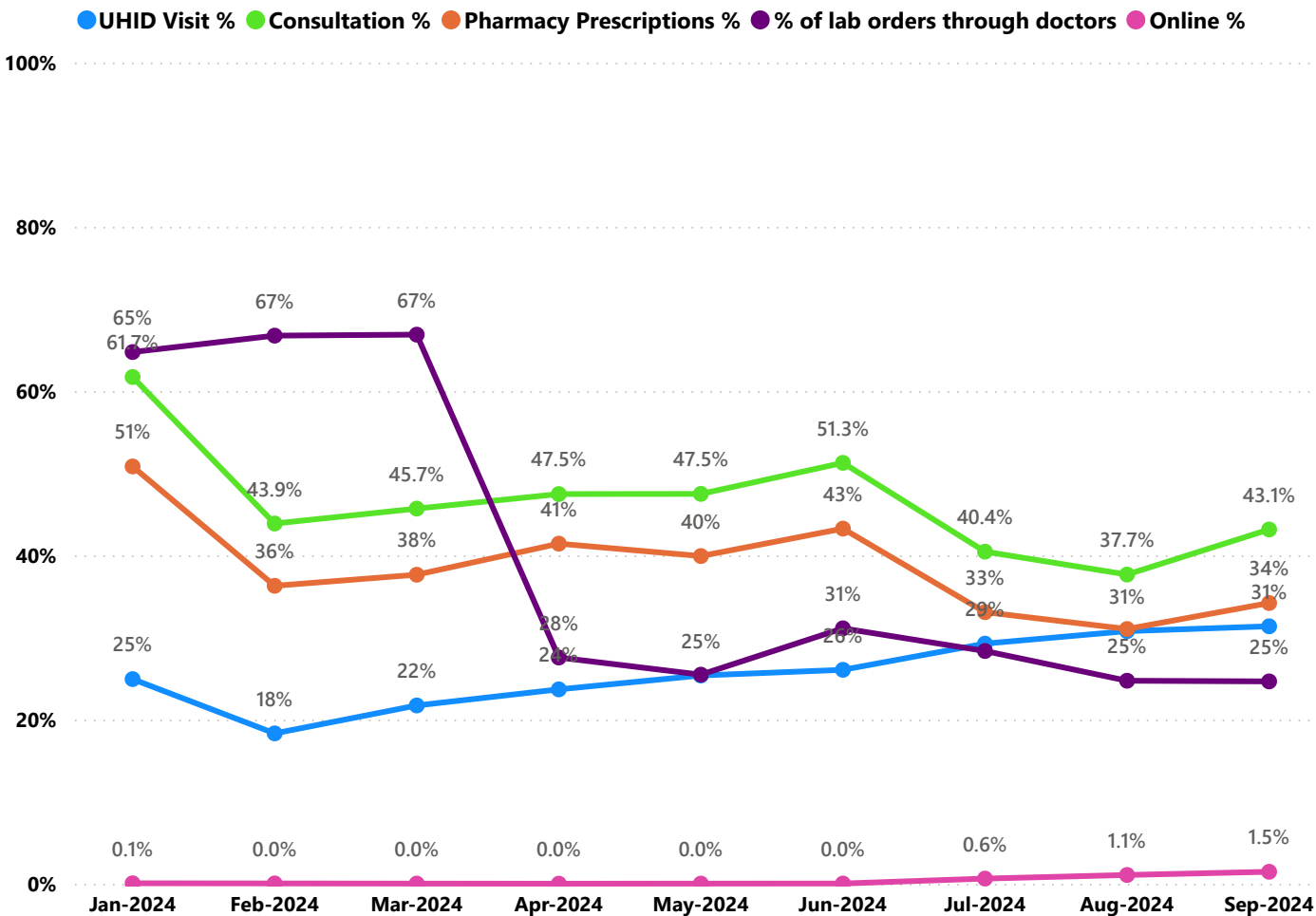
Hospital Name

FAMILY HEALTH CENTRE VALIYAPARAMABA

FAMILY HEALTH CENTRE PANATHUR

Institutions where the reception module is either not started or not using

3.2 e-Health Performance Trend



- UHID Visit % is calculated as $(UHID\ Visits / Total\ Visit) \times 100$
- Consultation % is calculated as $(Doctor\ Consultation / OP\ Visits) \times 100$
- Pharmacy % is calculated as $(Pharmacy\ Prescriptions / Total\ OP\ Visits) \times 100$
- Lab % is calculated as $(Lab\ orders\ given\ by\ doctors / Total\ Lab\ Orders) \times 100$
- Online % is calculated as $(Online\ appointments\ via\ web\ portal / Total\ OP\ Visits) \times 100$

3.3 e-Health Performance Indicators

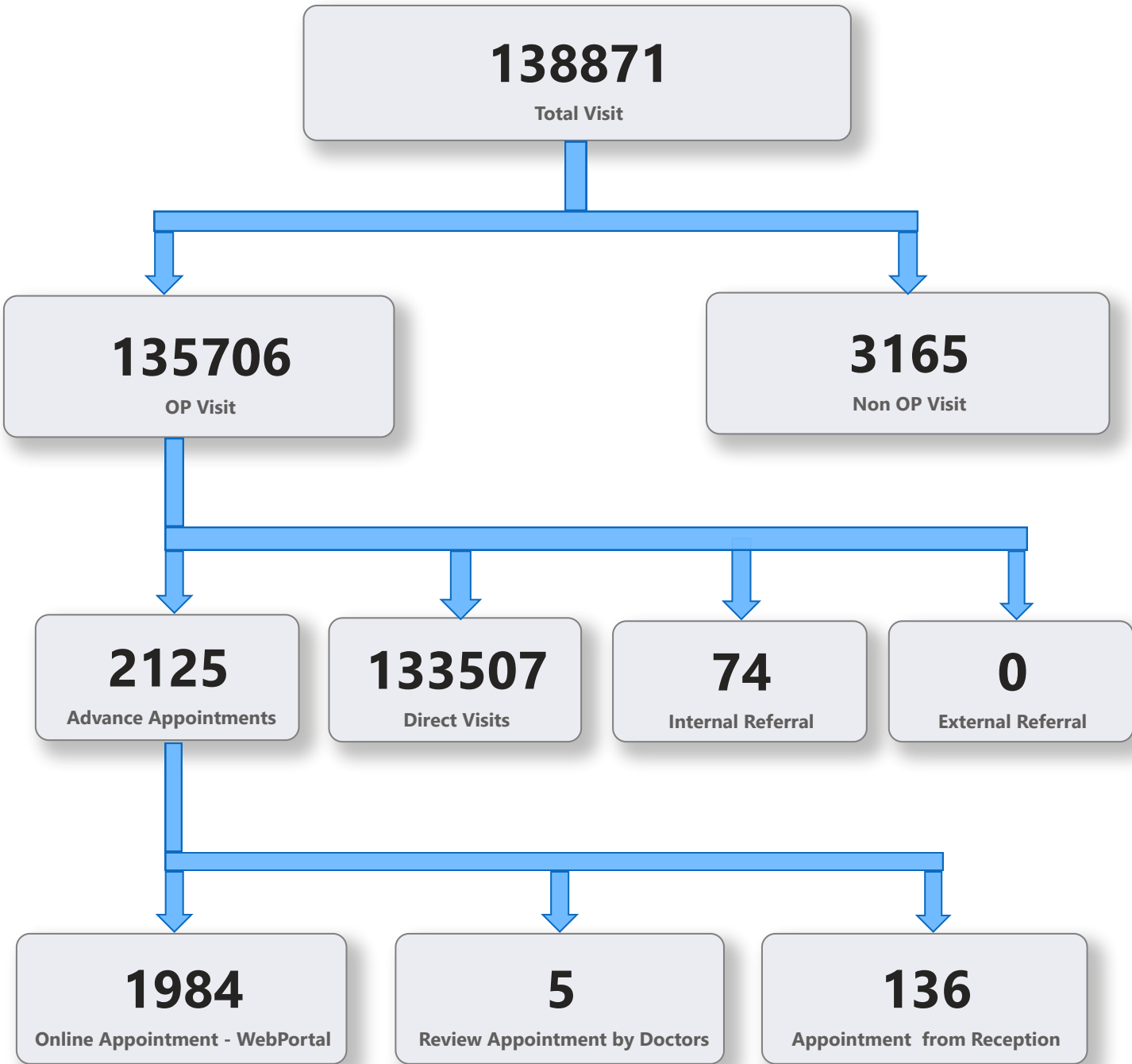
Hospital	UHID Visit %	Consultation %	Pharmacy Prescriptions %	% of Lab Orders given by Doctors
FAMILY HEALTH CENTRE ENNAPPARA	77.77%	92.51%	88.80%	97.67%
FAMILY HEALTH CENTRE KUMBADAJE	66.36%	98.68%	98.39%	100.00%
FAMILY HEALTH CENTRE BELLUR	88.37%	97.67%	80.09%	74.83%
FAMILY HEALTH CENTRE MADIKAI	79.36%	97.39%	81.45%	74.44%
URBAN PRIMARY HEALTH CENTRE NILESHWARAM	46.08%	93.79%	100.00%	87.00%
FAMILY HEALTH CENTRE ANANDASRAM	44.22%	95.83%	91.36%	69.02%
FAMILY HEALTH CENTRE NARKILAKKAD	62.34%	65.94%	65.66%	100.00%
FAMILY HEALTH CENTRE PALLIKKARE	26.33%	87.67%	85.11%	100.00%
FAMILY HEALTH CENTRE UDUMBANTHALA	46.74%	99.76%	86.35%	67.12%
URBAN PRIMARY HEALTH CENTRE PULLIKUNNU	22.83%	89.79%	77.27%	100.00%
WOMEN AND CHILDREN GOVERMENT HOSPITAL KANHANGAD	17.23%	91.02%	76.70%	73.97%
FAMILY HEALTH CENTRE MULLERIYA	28.64%	64.32%	36.65%	100.00%
FAMILY HEALTH CENTRE KARINDALAM	60.08%	50.78%	48.57%	43.53%
FAMILY HEALTH CENTRE UDMA	25.17%	54.99%	13.87%	100.00%
FAMILY HEALTH CENTRE CHATTANCHAL	19.16%	51.16%	38.51%	71.64%
DISTRICT HOSPITAL KANHANGAD	35.54%	16.15%	12.43%	100.00%
FAMILY HEALTH CENTRE VALIYAPARAMABA	26.60%	88.18%	81.77%	68.00%
FAMILY HEALTH CENTRE KAYYUR	55.66%	43.50%	41.21%	8.24%
FAMILY HEALTH CENTRE PERLA	30.30%	8.10%	7.61%	11.73%
FAMILY HEALTH CENTRE AJANUR	37.39%	0.00%	0.00%	0.00%
FAMILY HEALTH CENTRE MOGRALPUTHUR	16.57%	21.86%	6.09%	0.00%
GENERAL HOSPITAL KASARAGOD	9.53%	17.76%	10.06%	1.98%
FAMILY HEALTH CENTRE PANATHUR	0.00%	0.00%	0.00%	0.00%

4. Status of Modules Usage in Hospitals

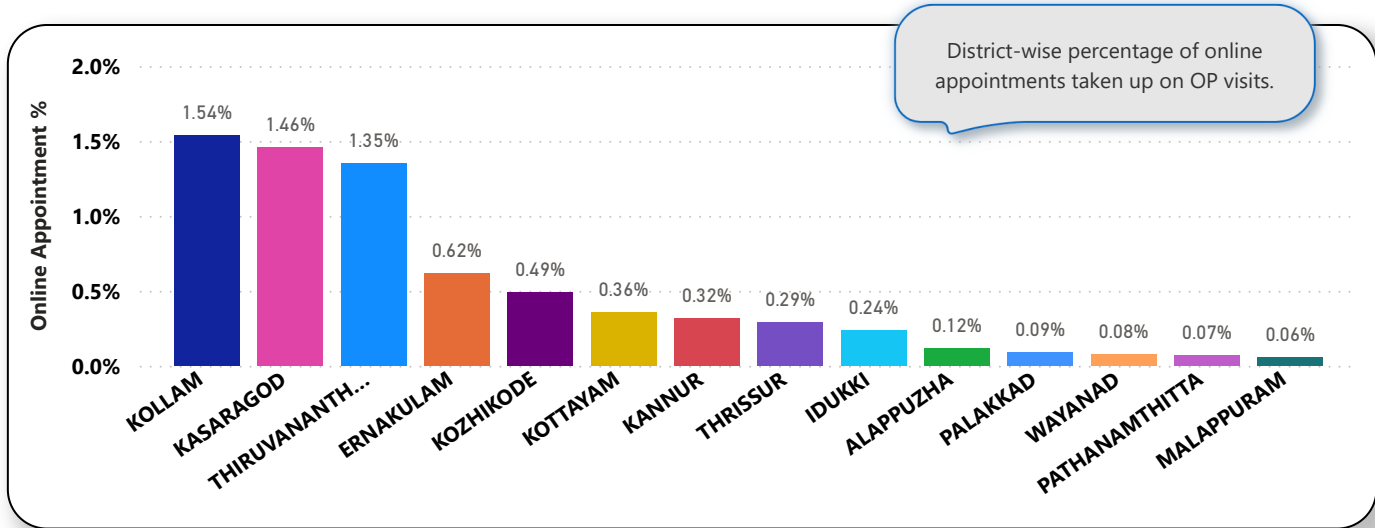
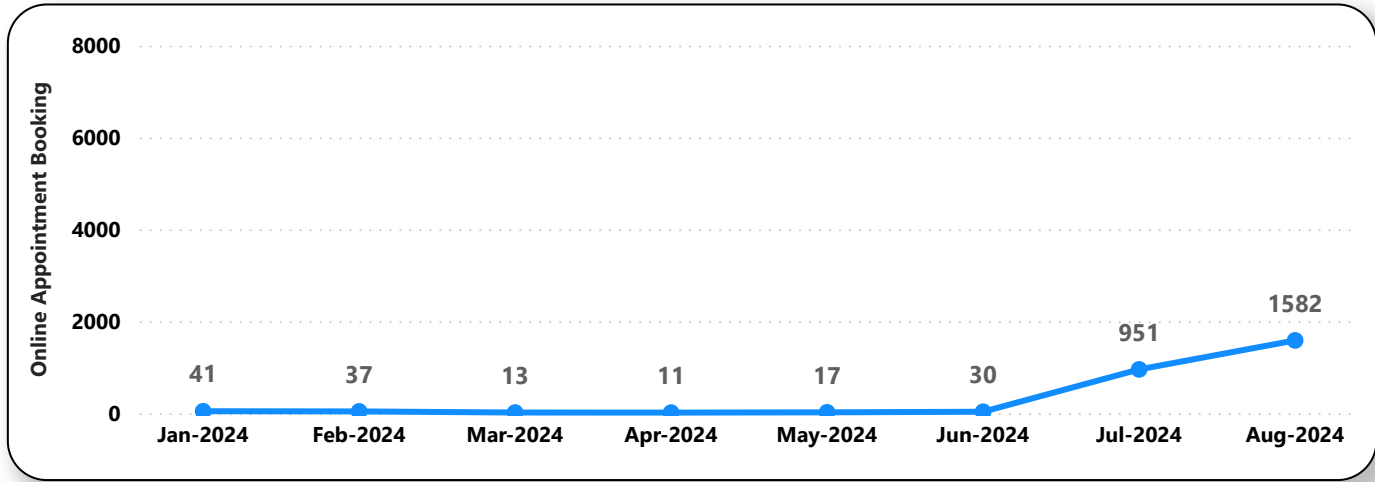
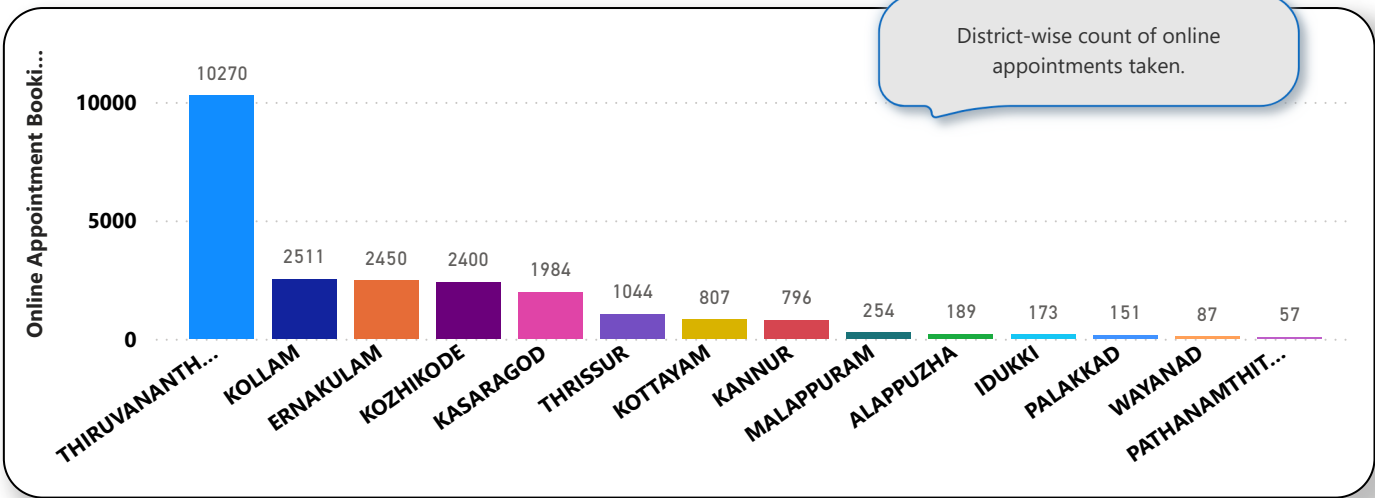
District wise status of live institutions and the count of various modules [Reception, OP Consultation, Lab, Pharmacy] started / functional. This list excludes Medical College Hospitals, CCRC and PH Labs.

District	Live Institutions	Reception	Consultation	Pharmacy	Lab
THIRUVANANTHAPURAM	100	96 (96%)	86 (86%)	72 (72%)	77 (77%)
ERNAKULAM	72	67 (93%)	46 (64%)	33 (46%)	27 (38%)
THRISSUR	70	68 (97%)	65 (93%)	58 (83%)	61 (87%)
KOZHIKODE	56	53 (95%)	47 (84%)	44 (79%)	44 (79%)
MALAPPURAM	53	51 (96%)	48 (91%)	42 (79%)	44 (83%)
PALAKKAD	44	43 (98%)	41 (93%)	37 (84%)	38 (86%)
KANNUR	42	41 (98%)	36 (86%)	33 (79%)	27 (64%)
ALAPPUZHA	31	29 (94%)	29 (94%)	29 (94%)	28 (90%)
KOLLAM	31	31 (100%)	31 (100%)	31 (100%)	30 (97%)
KOTTAYAM	31	31 (100%)	31 (100%)	31 (100%)	28 (90%)
KASARAGOD	23	21 (91%)	19 (83%)	18 (78%)	15 (65%)
IDUKKI	20	20 (100%)	19 (95%)	19 (95%)	17 (85%)
PATHANAMTHITTA	19	19 (100%)	17 (89%)	17 (89%)	13 (68%)
WAYANAD	19	17 (89%)	17 (89%)	17 (89%)	16 (84%)
Total	611	587 (96%)	532 (87%)	481 (79%)	465 (76%)

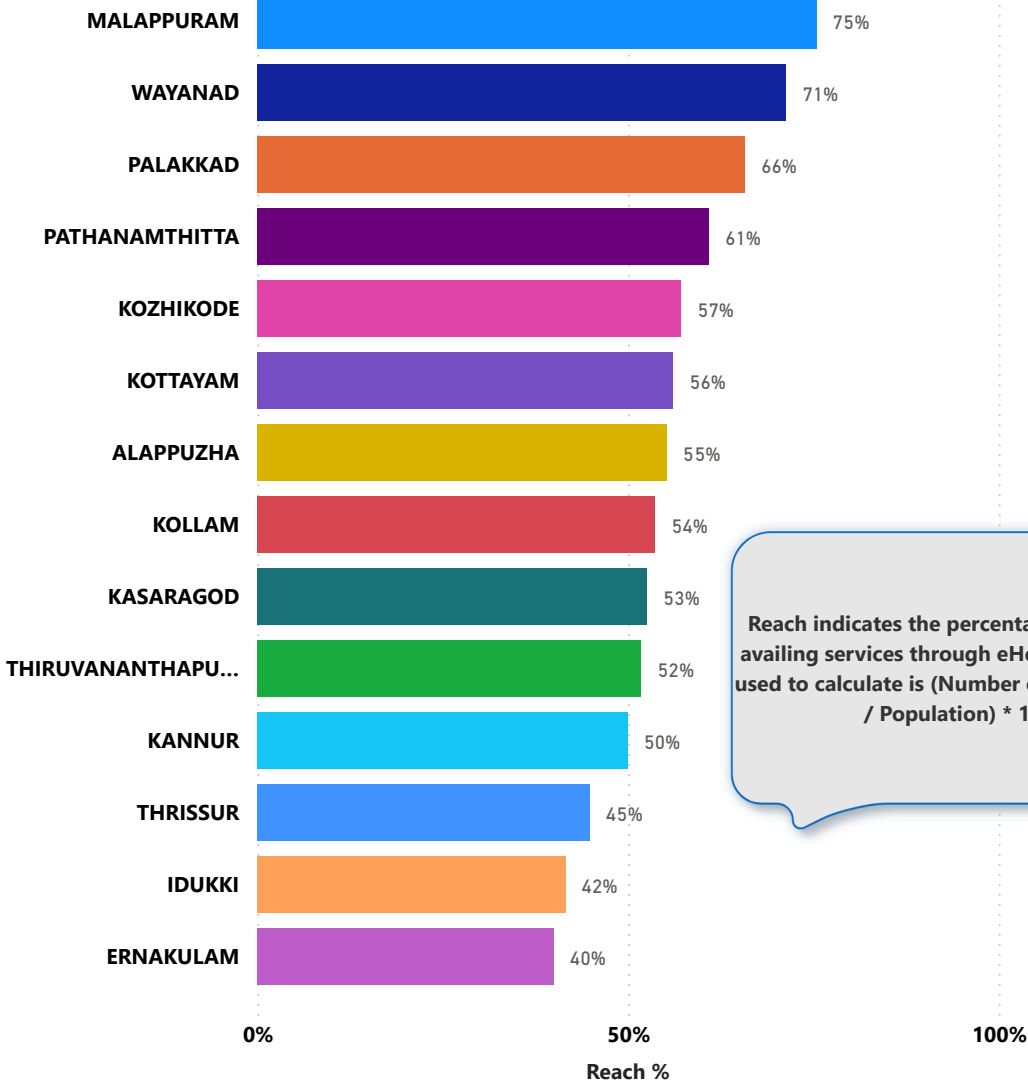
5. Appointment Booking in Hospitals (except Medical Colleges)



5. 1 Online Appointment Booking in Hospitals (except Medical Colleges)



6. eHealth Performance - Reach



Reach indicates the percentage of population availing services through eHealth. The formula used to calculate is (Number of UHID registered / Population) * 100 %.