

1. eHealth Kerala - Vital Statistics

Hospital Type	Live Institutions
Family Health Centre	17
General Hospital	1
Medical College Hospital	1
Urban Primary Health Centre	1
Total	20

2. eHealth - District Ranking Matrix Based on Performance of all Institutions (except Medical Colleges)

The ranking matrix showcases the performance of districts in providing eHealth services through all institutions (excluding Medical Colleges) based on six different parameters.

These parameters include:

1.

Number of institutions where the reception module has started.
2.

Percentage of UHID Visits.
3.

Percentage of Doctor Consultations.
4.

Percentage of Pharmacy Prescriptions by doctors.
5.

Percentage of lab orders through doctors.
6.

Number of Live Institutions.

Weightage is assigned to the percentages calculated in intervals of 10. The rank is determined based on the sum of these weightages.

The top-performing districts should aim to maintain their positions, while the average and low-performing districts should strive to reach the 'top four' league.

The ranking matrix for the current month, September 2024, along with the previous two months, is provided in the table below.

District	July	August	September
IDUKKI	2	3	1
WAYANAD	1	1	2
PALAKKAD	3	2	3
ALAPPUZHA	5	4	4
THRISSUR	4	4	4
MALAPPURAM	4	4	5
KOLLAM	6	6	6
KOTTAYAM	6	6	6
KOZHIKODE	8	8	7
PATHANAMTHITTA	7	7	8
KANNUR	4	5	9
THIRUVANANTHAPURAM	9	9	10
KASARAGOD	10	10	11
ERNAKULAM	11	11	12

- Best performing
- Average performing
- Low performing

3. eHealth - Institution Level Ranking (except Medical Colleges)

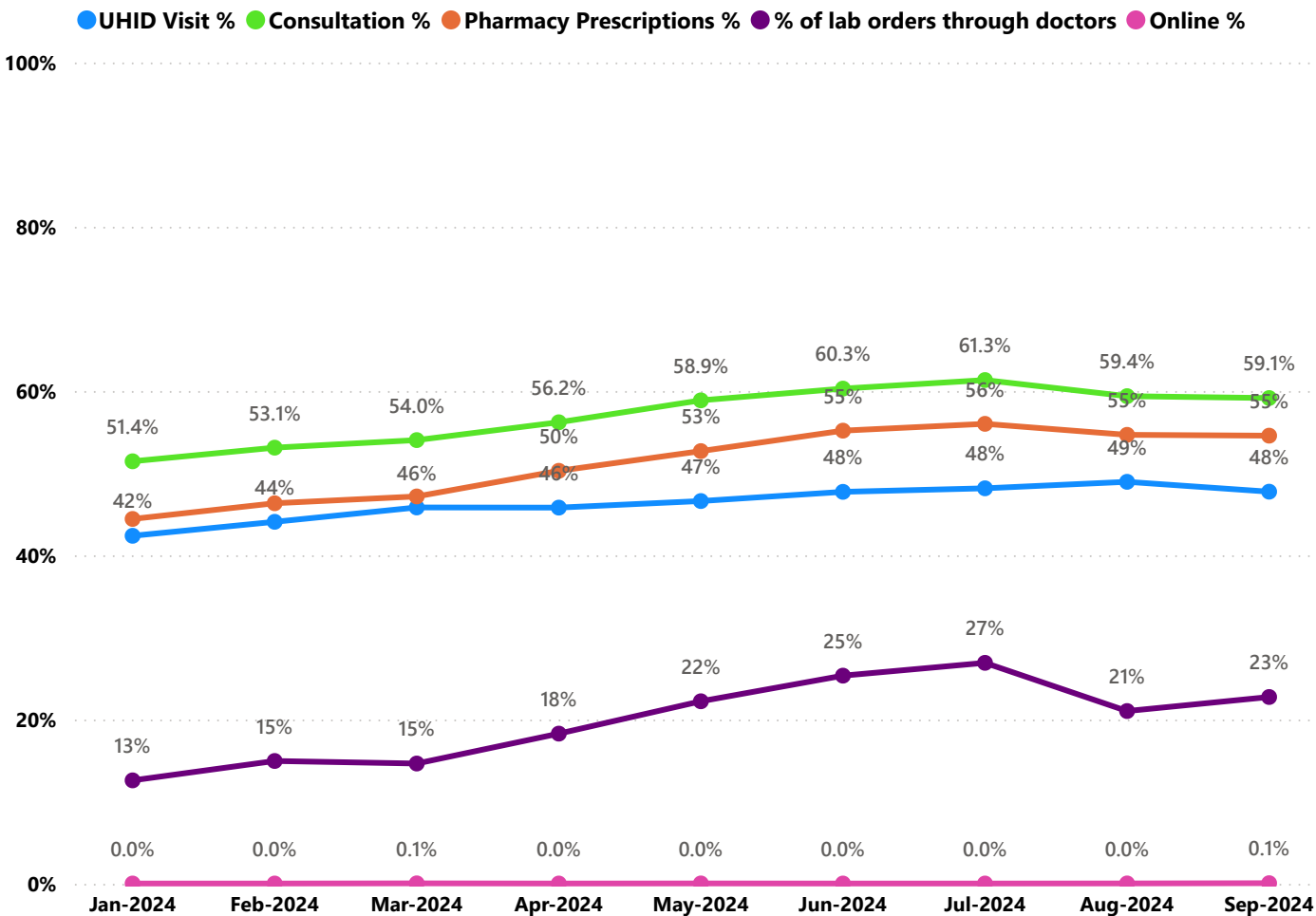
Hospital	Rank
FAMILY HEALTH CENTRE THANNITHODE	1
FAMILY HEALTH CENTRE VADASSERIKKARA	2
URBAN FAMILY HEALTH CENTRE THIRUVALLA	2
FAMILY HEALTH CENTRE MEZHUVELI	3
FAMILY HEALTH CENTRE KOTTANGAL	4
FAMILY HEALTH CENTRE EZHAMKULAM	5
FAMILY HEALTH CENTRE KADAMMANITTA	5
FAMILY HEALTH CENTRE KOIPURAM	5
FAMILY HEALTH CENTRE OTHERA	5
FAMILY HEALTH CENTRE PALICKAL	5
FAMILY HEALTH CENTRE PANDALAM	6
FAMILY HEALTH CENTRE CHANDANAPPALLY	7
FAMILY HEALTH CENTRE CHENNEERKARA	8
FAMILY HEALTH CENTRE NARANAMMOOZHY	8
FAMILY HEALTH CENTRE NIRANAM	9
FAMILY HEALTH CENTRE VECHOOCHIRA	9
FAMILY HEALTH CENTRE CHITTAR	10
FAMILY HEALTH CENTRE ANICADU	11
GENERAL HOSPITAL PATHANAMTHITTA	12

3.1 eHealth Performance - Reception Module

Reception Module is considered to be functional in an institution only if the number of total visits for the month is of minimum 500.

District	Institution Count	Institutions with Reception	% of institutions with Reception
IDUKKI	20	20	100.00%
KOLLAM	31	31	100.00%
KOTTAYAM	31	31	100.00%
PATHANAMTHITTA	19	19	100.00%
PALAKKAD	44	43	97.73%
KANNUR	42	41	97.62%
THRISSUR	70	68	97.14%
MALAPPURAM	53	51	96.23%
KOZHIKODE	56	53	94.64%
THIRUVANANTHAPURAM	100	96	94.00%
ALAPPUZHA	31	29	93.55%
ERNAKULAM	73	67	91.78%
KASARAGOD	23	21	91.30%
WAYANAD	19	17	89.47%

3.2 e-Health Performance Trend



- UHID Visit % is calculated as $(UHID\ Visits / Total\ Visit) * 100$
- Consultation % is calculated as $(Doctor\ Consultation / OP\ Visits) * 100$
- Pharmacy % is calculated as $(Pharmacy\ Prescriptions / Total\ OP\ Visits) * 100$
- Lab % is calculated as $(Lab\ orders\ given\ by\ doctors / Total\ Lab\ Orders) * 100$
- Online % is calculated as $(Online\ appointments\ via\ web\ portal / Total\ OP\ Visits) * 100$

3.3 e-Health Performance Indicators

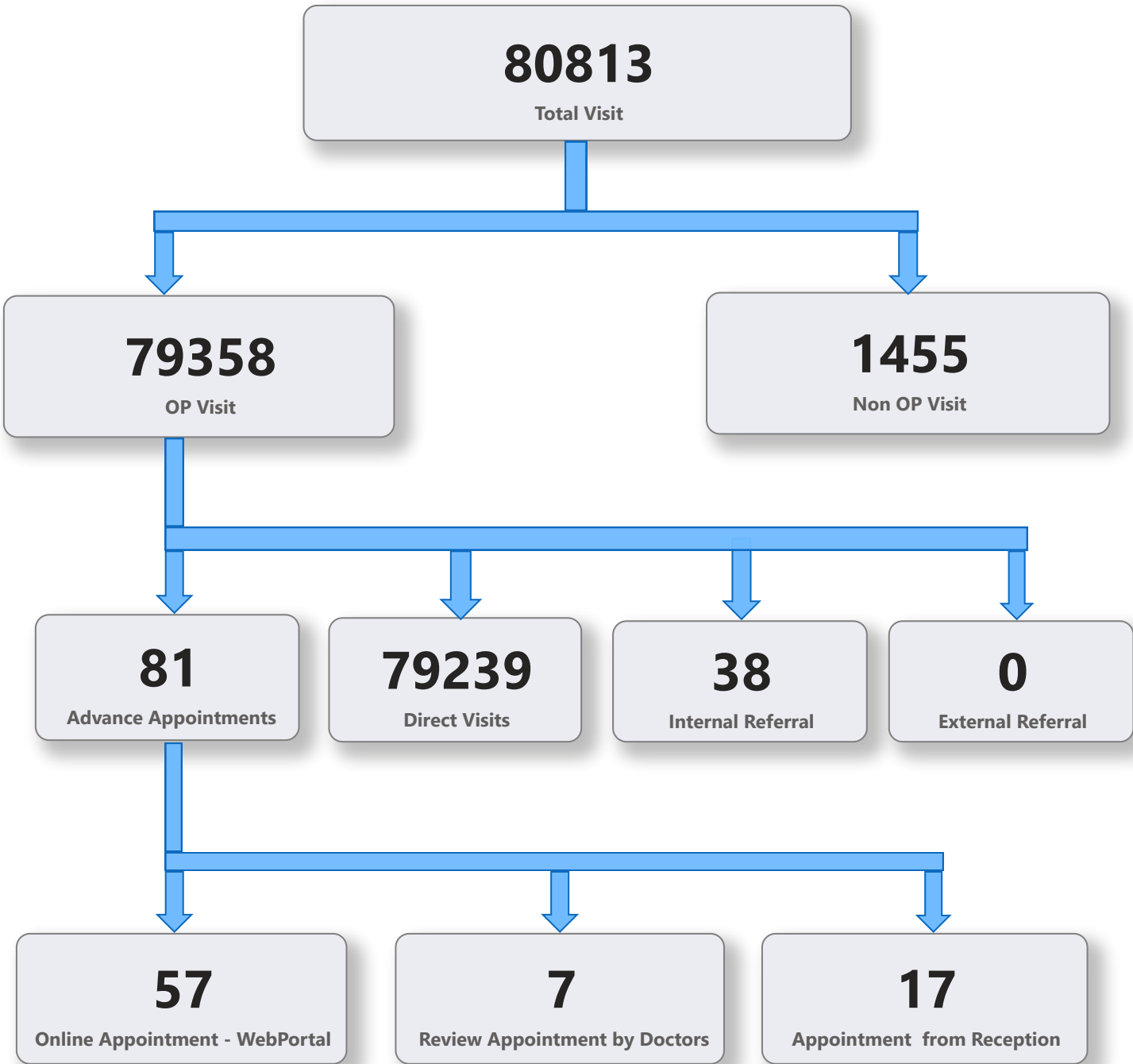
Hospital	UHID Visit %	Consultation %	Pharmacy Prescriptions %	% of Lab Orders given by Doctors
FAMILY HEALTH CENTRE THANNITHODE	82.21%	95.66%	90.83%	100.00%
FAMILY HEALTH CENTRE VADASSERIKKARA	81.56%	98.01%	93.05%	70.79%
URBAN FAMILY HEALTH CENTRE THIRUVALLA	71.97%	92.68%	88.29%	98.25%
FAMILY HEALTH CENTRE MEZHUVELI	81.88%	100.00%	100.00%	67.13%
FAMILY HEALTH CENTRE KOTTANGAL	84.12%	99.62%	93.40%	57.54%
FAMILY HEALTH CENTRE EZHAMKULAM	70.53%	99.62%	92.40%	59.22%
FAMILY HEALTH CENTRE KADAMMANITTA	65.48%	85.20%	78.58%	100.00%
FAMILY HEALTH CENTRE KOIPURAM	65.00%	99.20%	87.56%	78.55%
FAMILY HEALTH CENTRE OTHERA	58.27%	98.98%	88.82%	81.48%
FAMILY HEALTH CENTRE PALLICKAL	81.30%	99.85%	95.09%	47.32%
FAMILY HEALTH CENTRE PANDALAM	55.56%	98.76%	82.90%	73.82%
FAMILY HEALTH CENTRE CHANDANAPPALLY	58.85%	99.83%	88.75%	61.54%
FAMILY HEALTH CENTRE CHENNEERKARA	62.66%	98.56%	89.20%	35.84%
FAMILY HEALTH CENTRE NARANAMMOOZHY	86.77%	99.52%	96.09%	0.00%
FAMILY HEALTH CENTRE NIRANAM	53.88%	97.70%	81.36%	35.48%
FAMILY HEALTH CENTRE VECHOOCHIRA	58.50%	89.64%	88.15%	42.67%
FAMILY HEALTH CENTRE CHITTAR	76.59%	59.42%	58.78%	69.70%
FAMILY HEALTH CENTRE ANICADU	85.46%	22.46%	23.55%	36.36%
GENERAL HOSPITAL PATHANAMTHITTA	9.87%	0.00%	0.00%	0.00%

4. Status of Modules Usage in Hospitals

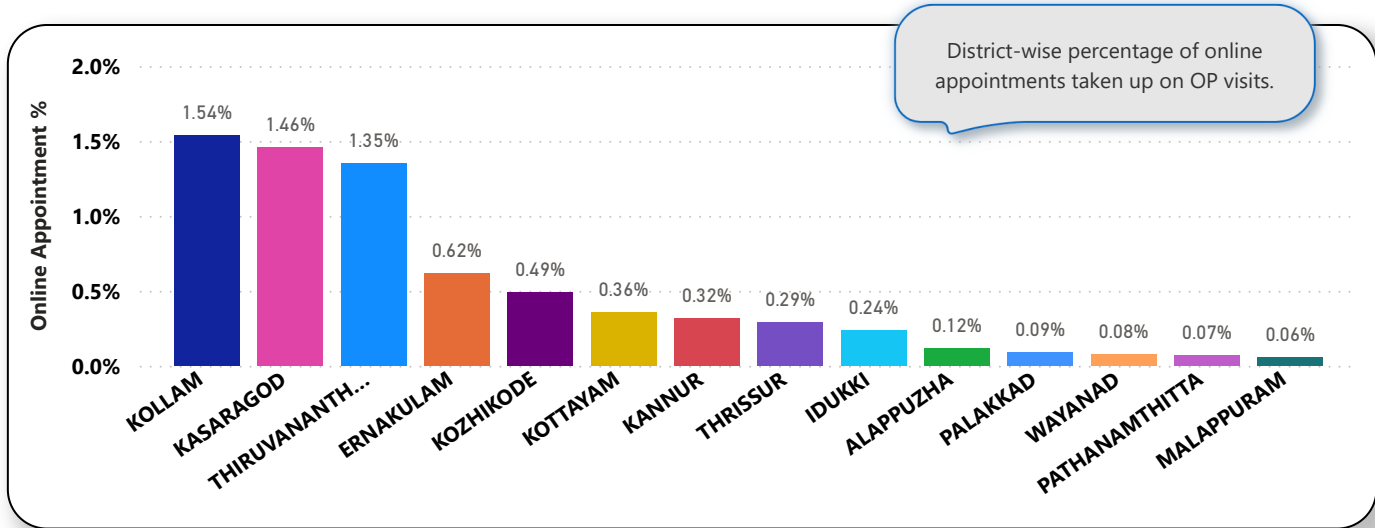
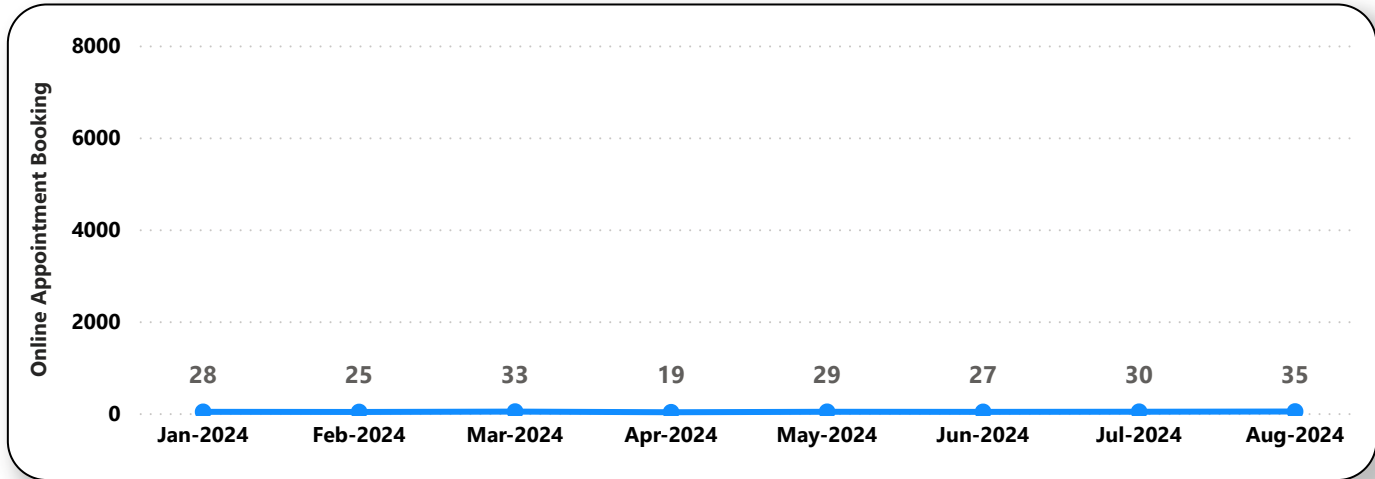
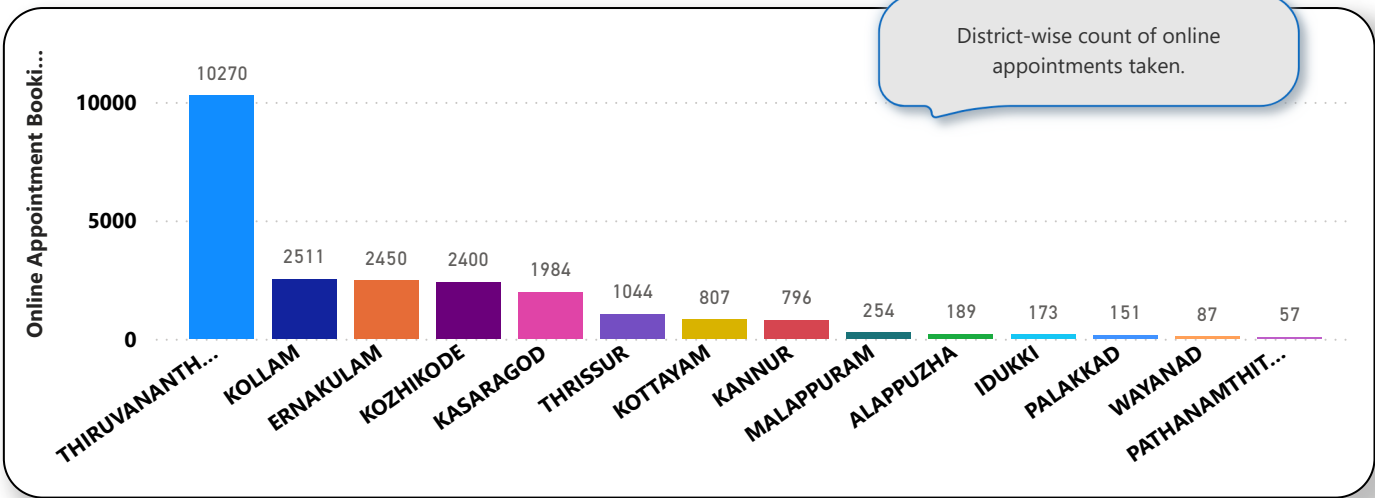
District wise status of live institutions and the count of various modules [Reception, OP Consultation, Lab, Pharmacy] started / functional. This list excludes Medical College Hospitals, CCRC and PH Labs.

District	Live Institutions	Reception	Consultation	Pharmacy	Lab
THIRUVANANTHAPURAM	100	96 (96%)	86 (86%)	72 (72%)	77 (77%)
ERNAKULAM	72	67 (93%)	46 (64%)	33 (46%)	27 (38%)
THRISSUR	70	68 (97%)	65 (93%)	58 (83%)	61 (87%)
KOZHIKODE	56	53 (95%)	47 (84%)	44 (79%)	44 (79%)
MALAPPURAM	53	51 (96%)	48 (91%)	42 (79%)	44 (83%)
PALAKKAD	44	43 (98%)	41 (93%)	37 (84%)	38 (86%)
KANNUR	42	41 (98%)	36 (86%)	33 (79%)	27 (64%)
ALAPPUZHA	31	29 (94%)	29 (94%)	29 (94%)	28 (90%)
KOLLAM	31	31 (100%)	31 (100%)	31 (100%)	30 (97%)
KOTTAYAM	31	31 (100%)	31 (100%)	31 (100%)	28 (90%)
KASARAGOD	23	21 (91%)	19 (83%)	18 (78%)	15 (65%)
IDUKKI	20	20 (100%)	19 (95%)	19 (95%)	17 (85%)
PATHANAMTHITTA	19	19 (100%)	17 (89%)	17 (89%)	13 (68%)
WAYANAD	19	17 (89%)	17 (89%)	17 (89%)	16 (84%)
Total	611	587 (96%)	532 (87%)	481 (79%)	465 (76%)

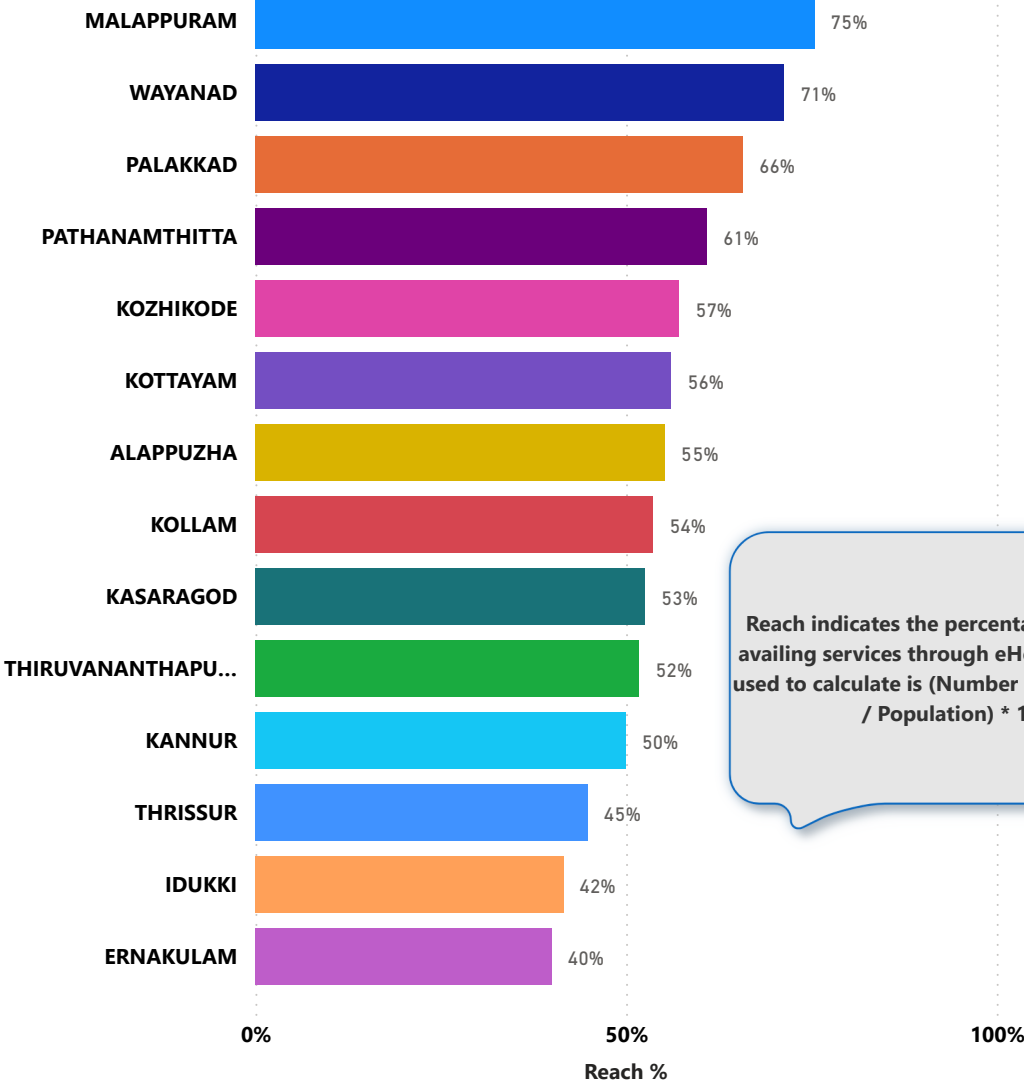
5. Appointment Booking in Hospitals (except Medical Colleges)



5. 1 Online Appointment Booking in Hospitals (except Medical Colleges)



6. eHealth Performance - Reach



Reach indicates the percentage of population availing services through eHealth. The formula used to calculate is (Number of UHID registered / Population) * 100 %.