

1. eHealth Kerala - Vital Statistics

Hospital Type	Live Institutions
Family Health Centre	469
Urban Primary Health Centre	50
Community Health Centre	31
Medical College Hospital	16
Taluk Headquarters Hospital	13
General Hospital	12
Taluk Hospital	11
District Hospital	8
Specialty Hospital - Women Children	7
Primary Health Centre	5
Public Health Laboratory	2
Specialty Hospital	2
District TB Centre	1
Empanelled Diagnostic Centre	1
Government Dispensary	1
Specialty Hospital - Mental Health	1
Specialty Hospital - Pulmonary Medicine	1
Total	631

2. eHealth - District Ranking Matrix Based on Performance of all Institutions (except Medical Colleges)

The ranking matrix showcases the performance of districts in providing eHealth services through all institutions (excluding Medical Colleges) based on six different parameters.

These parameters include:

1.

Number of institutions where the reception module has started.
2.

Percentage of UHID Visits.
3.

Percentage of Doctor Consultations.
4.

Percentage of Pharmacy Prescriptions by doctors.
5.

Percentage of lab orders through doctors.
6.

Number of Live Institutions.

Weightage is assigned to the percentages calculated in intervals of 10. The rank is determined based on the sum of these weightages.

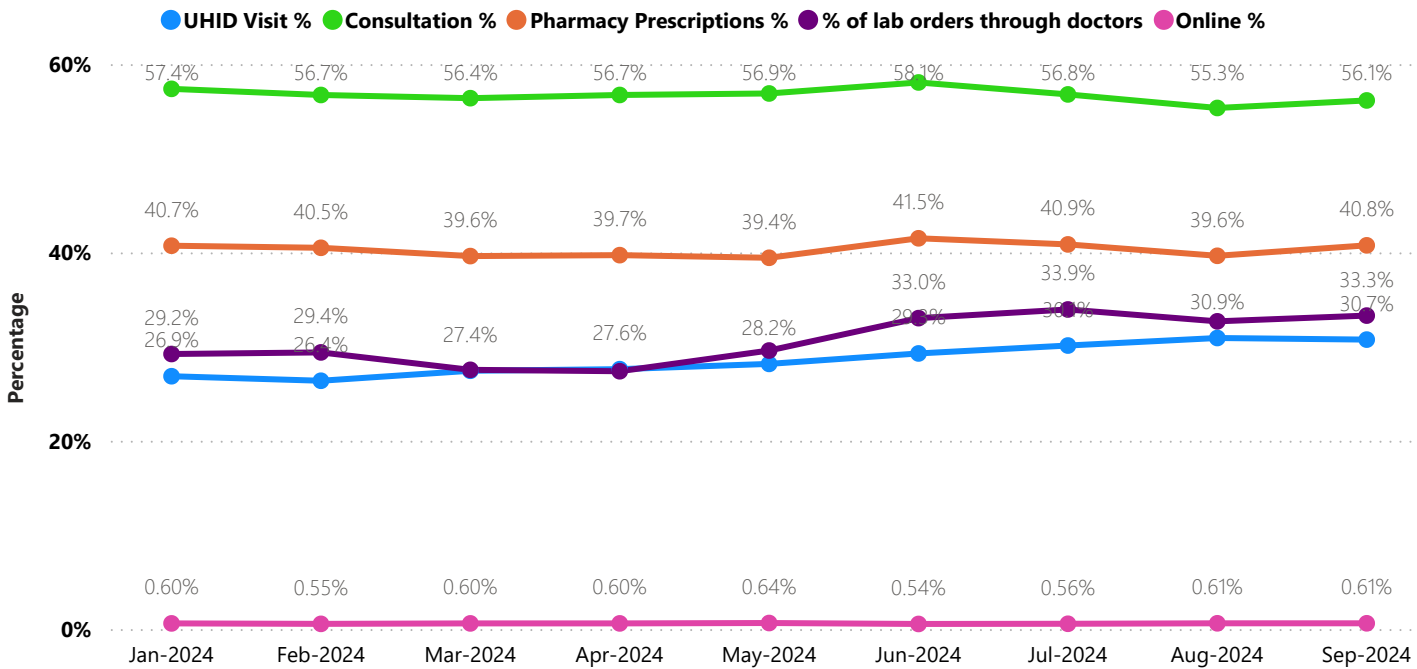
The top-performing districts should aim to maintain their positions, while the average and low-performing districts should strive to reach the 'top four' league.

The ranking matrix for the current month, September 2024, along with the previous two months, is provided in the table below.

District	July	August	September
IDUKKI	2	3	1
WAYANAD	1	1	2
PALAKKAD	3	2	3
ALAPPUZHA	5	4	4
THRISSUR	4	4	4
MALAPPURAM	4	4	5
KOLLAM	6	6	6
KOTTAYAM	6	6	6
KOZHIKODE	8	8	7
PATHANAMTHITTA	7	7	8
KANNUR	4	5	9
THIRUVANANTHAPURAM	9	9	10
KASARAGOD	10	10	11
ERNAKULAM	11	11	12

- Best performing
- Average performing
- Low performing

3. eHealth - State Performance Trend (except Medical Colleges)



3. eHealth - Institution Level Ranking (except Medical Colleges)

Hospital	State Rank
Family Health Centre Kavassery	1
FAMILY HEALTH CENTRE VAZHOOR	1
FAMILY HEALTH CENTRE ARTHAT	2
FAMILY HEALTH CENTRE EDAVILANGU	2
FAMILY HEALTH CENTRE ENGANDIYUR	2
Family Health Centre Keralassery	2
Family Health Centre Kizhakkencherry	2
FAMILY HEALTH CENTRE MANNUR	2
FAMILY HEALTH CENTRE MOONNILAVU	2
FAMILY HEALTH CENTRE PURAKKAD	2
FAMILY HEALTH CENTRE THANNITHODE	2
FAMILY HEALTH CENTER NOOLPUZHA	3
FAMILY HEALTH CENTRE EZHUKONE	3
FAMILY HEALTH CENTRE KARTHIKAPPALLY	3
FAMILY HEALTH CENTRE KUDAYATHUR	3
FAMILY HEALTH CENTRE MOORKKANAD	3
FAMILY HEALTH CENTRE PULIKKAL	3
FAMILY HEALTH CENTRE PUNNAPRA NORTH	3
FAMILY HEALTH CENTRE THAIKKAD	3
FAMILY HEALTH CENTRE THIRUNAVAYA	3
FAMILY HEALTH CENTRE THOTTAPPALLY	3
FAMILY HEALTH CENTRE VETTAKKAL	3
URBAN FAMILY HEALTH CENTRE V R PURAM	3
FAMILY HEALTH CENTRE ALAKODE	4
FAMILY HEALTH CENTRE ARAKULAM	4
FAMILY HEALTH CENTRE CHETHALAYAM	4
FAMILY HEALTH CENTRE CHETTIKULANGARA	4
FAMILY HEALTH CENTRE ELAMDESOM	4
FAMILY HEALTH CENTRE ENNAPPARA	4
FAMILY HEALTH CENTRE EZHUKONE PAVITHRESWARAM	4
FAMILY HEALTH CENTRE KANDALLOOR	4
FAMILY HEALTH CENTRE KARIMKUNNAM	4
FAMILY HEALTH CENTRE KOTTATHARA	4
FAMILY HEALTH CENTRE KUMBADAJE	4
FAMILY HEALTH CENTRE KURUPPANTHARA	4
family Health Centre Kuthanur	4
FAMILY HEALTH CENTRE MARAVANTHURUTHU	4

Hospital	State Rank
COMMUNITY HEALTH CENTRE PANAMARAM	40
COMMUNITY HEALTH CENTRE VELLANAD	40
FAMILY HEALTH CENTRE ALANGAD	40
FAMILY HEALTH CENTRE CHANGAROTH	40
FAMILY HEALTH CENTRE CHERUTHANA	40
FAMILY HEALTH CENTRE KARASSERY	40
Family Health Centre Kottopadam	40
FAMILY HEALTH CENTRE PANATHUR	40
FAMILY HEALTH CENTRE PERUVANNAMUZH	40
FAMILY HEALTH CENTRE VATANAPPALLY	40
FAMILY HEALTH CENTRE VATTAMKULAM	40
FAMILY HEALTH CENTRE VELI	40
MENTAL HEALTH CENTRE PEROORKADA	40
PRIMARY HEALTH CENTRE KAPPUKUNNU	40
URBAN PRIMARY HEALTH CENTRE KOLASSERY	40
COMMUNITY HEALTH CENTRE CHENGAMANAD	39
FAMILY HEALTH CENTRE AROOR	38
FAMILY HEALTH CENTRE CHELLANAM	38
FAMILY HEALTH CENTRE CHERANELLOORE	38
FAMILY HEALTH CENTRE NAYARAMBALM	38
FAMILY HEALTH CENTRE UZHAMALAKKAL	38
INTEGRATED FAMILY HEALTH CENTRE PANGAPPARA	38
ATTAPPADY TRIBAL TALUK SPECIALITY HOSPITAL	37
COMMUNITY HEALTH CENTRE CHERPU	37
DISTRICT HOSPITAL ALUVA	37
DISTRICT HOSPITAL KANNUR	37
DISTRICT HOSPITAL NEDUMANGAD	37
DISTRICT HOSPITAL TIRUR	37
FAMILY HEALTH CENTRE EDAPPALLY	37
FAMILY HEALTH CENTRE EDATHALA	37
FAMILY HEALTH CENTRE GOTHURUTH	37
FAMILY HEALTH CENTRE KOTTAYAM MALABAR	37
FAMILY HEALTH CENTRE KUTTAMPUZHA	37
FAMILY HEALTH CENTRE NETTOOR	37
FAMILY HEALTH CENTRE PINDIMANA	37
FAMILY HEALTH CENTRE THIRUVILWAMALA	37
FAMILY HEALTH CENTRE VALAKOM	37

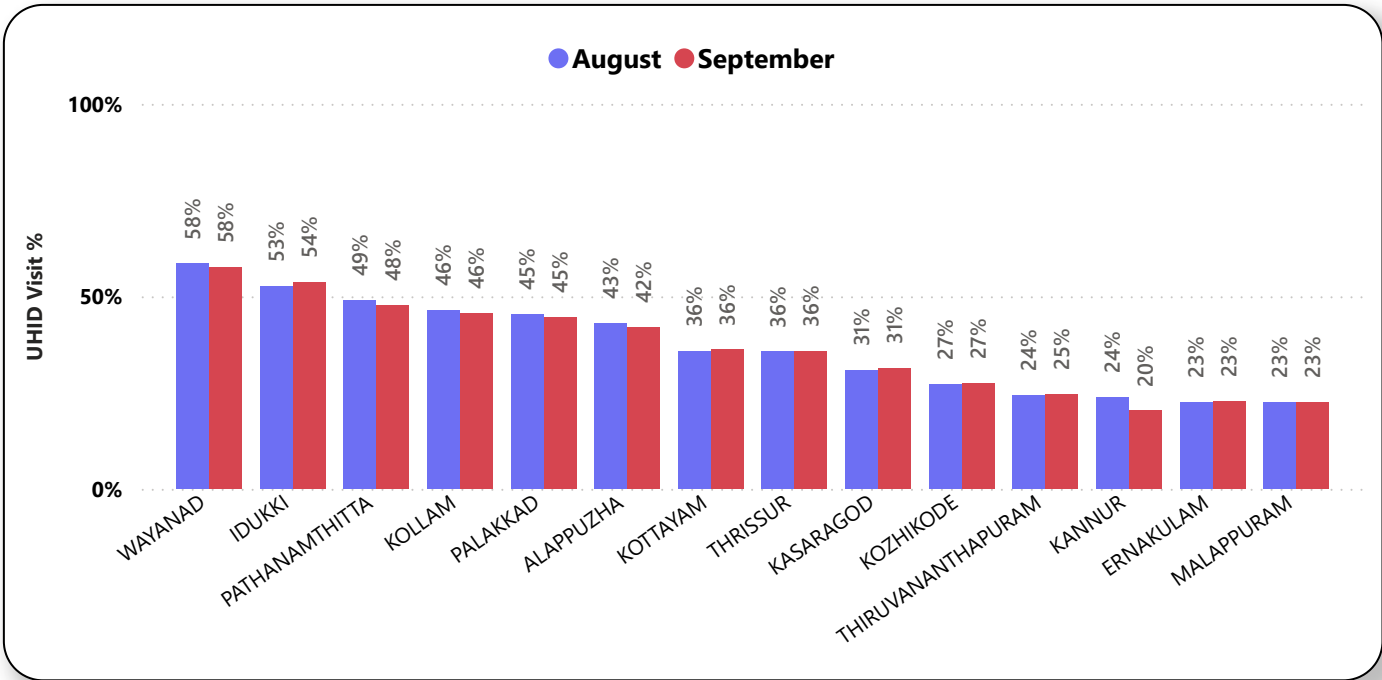
3.1 eHealth Performance - Reception Module

Reception Module is considered to be functional in an institution only if the number of total visits for the month is of minimum 500. The live institution count excludes CCRC and PH labs.

District	Live Institutions	Institutions with Reception	% of institutions with Reception
IDUKKI	20	20	100.00%
KOLLAM	31	31	100.00%
KOTTAYAM	31	31	100.00%
PATHANAMTHITTA	19	19	100.00%
PALAKKAD	44	43	97.73%
KANNUR	42	41	97.62%
THRISSUR	70	68	97.14%
MALAPPURAM	53	51	96.23%
THIRUVANANTHAPURAM	100	96	96.00%
KOZHIKODE	56	53	94.64%
ALAPPUZHA	31	29	93.55%
ERNAKULAM	72	67	93.06%
KASARAGOD	23	21	91.30%
WAYANAD	19	17	89.47%
Total	611	587	96.07%

3.2 e-Health Performance - UHID Visits

UHID Visit % is calculated as (UHID Visits / Total Visit) *100



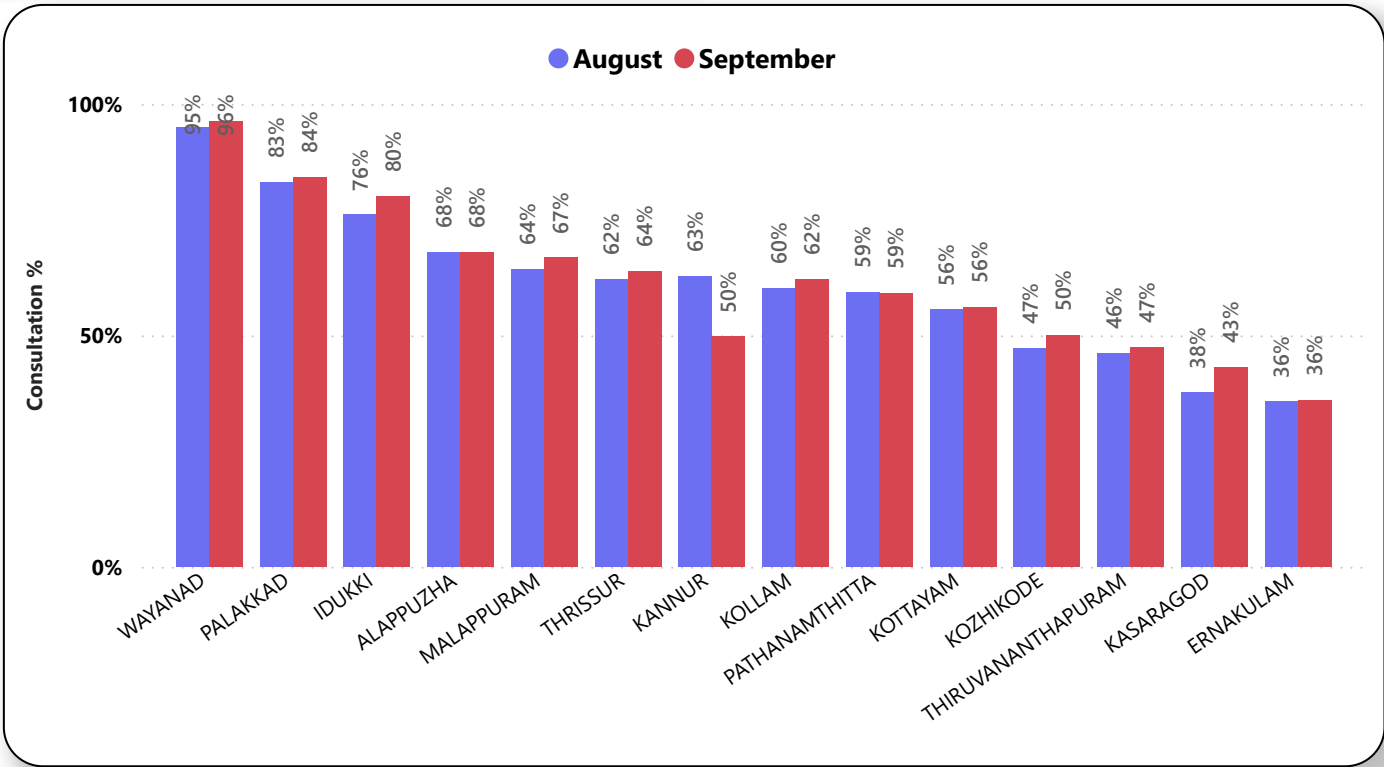
Institutions based on UHID Visits

Hospital	UHID Visit %
FAMILY HEALTH CENTRE VAZHOOR	98.60%
FAMILY HEALTH CENTRE ANAKUDY	95.22%
FAMILY HEALTH CENTRE THAIKKAD	93.16%
Family Health Centre Kavassery	90.47%
FAMILY HEALTH CENTRE ENGANDIYUR	89.77%
FAMILY HEALTH CENTRE UMMANNOOR	89.16%
FAMILY HEALTH CENTRE MOONNILAVU	89.03%
FAMILY HEALTH CENTRE VETTAKKAL	88.81%
FAMILY HEALTH CENTRE BELLUR	88.37%
FAMILY HEALTH CENTRE VELLAVOOR	87.99%
Family Health Centre Keralassery	87.24%
FAMILY HEALTH CENTRE PURAKKAD	86.94%
FAMILY HEALTH CENTRE NARANAMMOOZHY	86.77%
URBAN PRIMARY HEALTH CENTRE ULIYAKOVIL	85.88%
FAMILY HEALTH CENTRE MEENACHIL	85.62%

Hospital	UHID Visit %
COMMUNITY HEALTH CENTRE PANAMARAM	0.00%
COMMUNITY HEALTH CENTRE VELLANAD	0.00%
FAMILY HEALTH CENTRE CHANGAROTH	0.00%
FAMILY HEALTH CENTRE CHERUTHANA	0.00%
FAMILY HEALTH CENTRE KARASSERY	0.00%
Family Health Centre Kottopadam	0.00%
FAMILY HEALTH CENTRE PANATHUR	0.00%
FAMILY HEALTH CENTRE PERUVANNAMUZHI	0.00%
FAMILY HEALTH CENTRE VATANAPPALLY	0.00%
FAMILY HEALTH CENTRE VATTAMKULAM	0.00%
FAMILY HEALTH CENTRE VELI	0.00%
FAMILY HEALTH CENTRE VELIYANCODE	0.00%
MENTAL HEALTH CENTRE PEROORKADA	0.00%
PRIMARY HEALTH CENTRE KAPPUKUNNU	0.00%
TALUK HEAD QUARTERS HOSPITAL MALAPPURAM	0.00%

3.3 e-Health Performance - Doctor Consultation

Consultation % is calculated as (Doctor Consultation / OP Visits) *100



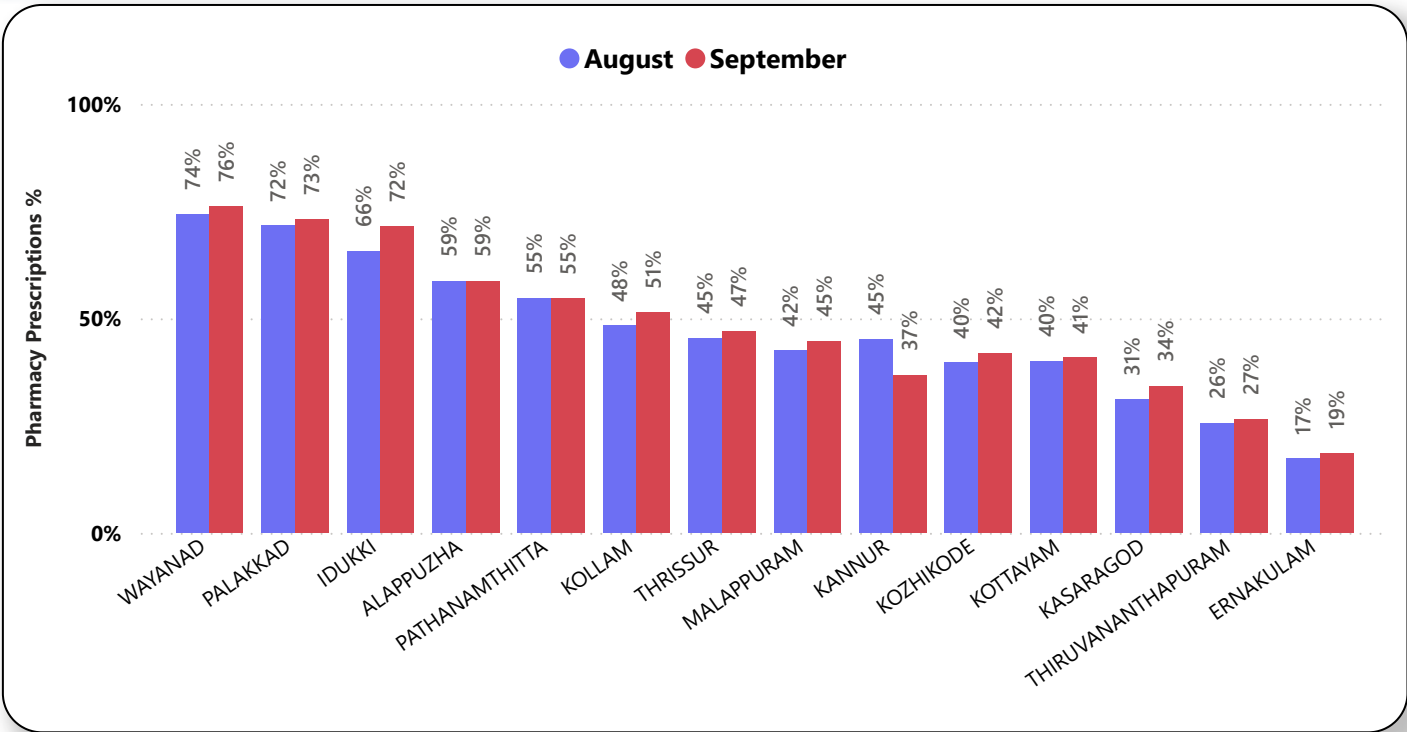
Doctor Consultation Percentage in all Institutions

Hospital	Doctor Consultation %
FAMILY HEALTH CENTRE CHERUKAVU	100.00%
FAMILY HEALTH CENTRE CHETHALAYAM	100.00%
FAMILY HEALTH CENTRE MEZHUVELI	100.00%
FAMILY HEALTH CENTRE VELLAMUNDA	100.00%
FAMILY HEALTH CENTRE A R NAGAR	99.99%
FAMILY HEALTH CENTRE EROOR	99.98%
FAMILY HEALTH CENTRE ARIKKULAM	99.97%
FAMILY HEALTH CENTRE KOTTAKKAL	99.97%
FAMILY HEALTH CENTRE PARASUVAIKKAL PARASALA	99.96%
URBAN PRIMARY HEALTH CENTRE ANAPUZHA	99.96%
FAMILY HEALTH CENTRE MOONNILAVU	99.94%
FAMILY HEALTH CENTRE CHELEMBRA	99.93%
FAMILY HEALTH CENTRE PADINJARATHARA	99.93%

Hospital	Doctor Consultation %
ATTAPPADY TRIBAL TALUK SPECIALITY HOSPITAL	0.00%
COMMUNITY HEALTH CENTRE CHENGAMANAD	0.00%
COMMUNITY HEALTH CENTRE CHERPU	0.00%
COMMUNITY HEALTH CENTRE KALLARA	0.00%
COMMUNITY HEALTH CENTRE PANAMARAM	0.00%
COMMUNITY HEALTH CENTRE VELLANAD	0.00%
DISTRICT HOSPITAL KANNUR	0.00%
DISTRICT HOSPITAL TIRUR	0.00%
FAMILY HEALTH CENTRE AJANUR	0.00%
FAMILY HEALTH CENTRE ALANGAD	0.00%
FAMILY HEALTH CENTRE AROOR	0.00%
FAMILY HEALTH CENTRE BINANIPURAM	0.00%

3.4 e-Health Performance - Pharmacy Usage

Pharmacy % is calculated as (Pharmacy Prescriptions/ Total OP Visits) *100



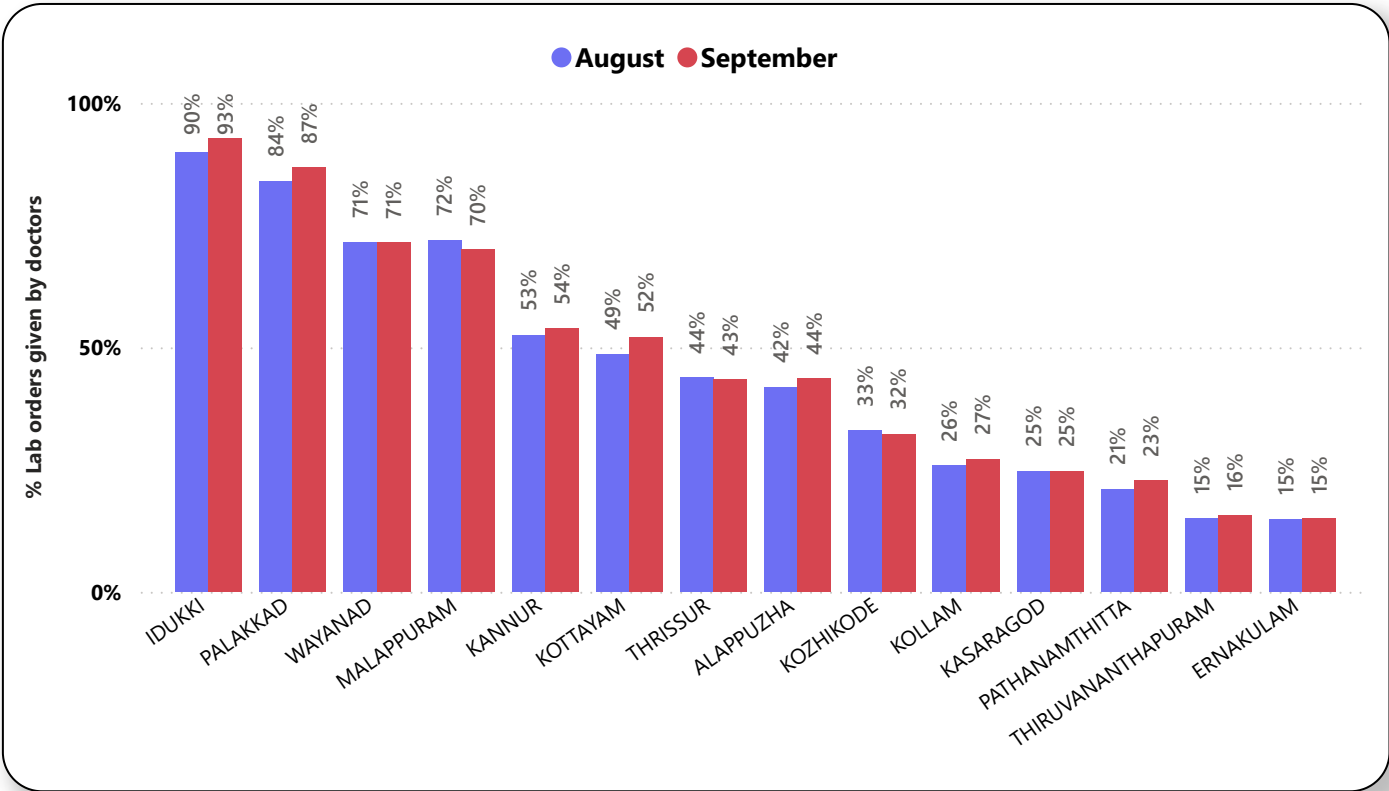
Pharmacy Usage in all Institutions

Hospital	Pharmacy Usage %
FAMILY HEALTH CENTRE BRAHMAMANGALAM	100.00%
FAMILY HEALTH CENTRE MEZHUVELI	100.00%
FAMILY HEALTH CENTRE MOONNILAVU	100.00%
FAMILY HEALTH CENTRE PAIPPAD	100.00%
FAMILY HEALTH CENTRE PARAMPUZHA	100.00%
FAMILY HEALTH CENTRE UDAYANAPURAM	100.00%
FAMILY HEALTH CENTRE VELLAVOOR	100.00%
FAMILY HEALTH CENTRE VILVATTOM	100.00%
URBAN PRIMARY HEALTH CENTRE NILESHWARAM	100.00%
FAMILY HEALTH CENTRE VAZHOOR	99.82%
FAMILY HEALTH CENTRE KUMBADAJE	98.39%
FAMILY HEALTH CENTRE MUTHOLY	98.24%
FAMILY HEALTH CENTRE KALLARA	98.04%
FAMILY HEALTH CENTRE MULAVUKAD	97.86%
FAMILY HEALTH CENTRE THIDINAVAYA	97.40%

Hospital	Pharmacy Usage %
ATTAPPADY TRIBAL TALUK SPECIALITY HOSPITAL	0.00%
COMMUNITY HEALTH CENTRE PATTIAM	0.00%
COMMUNITY HEALTH CENTRE CHENGAMANAD	0.00%
COMMUNITY HEALTH CENTRE CHERPU	0.00%
COMMUNITY HEALTH CENTRE KALLARA	0.00%
COMMUNITY HEALTH CENTRE MULLASSERY	0.00%
COMMUNITY HEALTH CENTRE PANAMARAM	0.00%
COMMUNITY HEALTH CENTRE VELLANAD	0.00%
COMMUNITY HEALTH CENTRE VILAPPIL	0.00%
DISTRICT HOSPITAL KANNUR	0.00%
DISTRICT HOSPITAL NEDUMANGAD	0.00%
DISTRICT HOSPITAL TIRUR	0.00%
FAMILY HEALTH CENTRE AJANUR	0.00%

3.5 e-Health Performance - Lab Usage

Lab % is calculated as (Lab orders given by doctors / Total Lab Orders) *100



Lab Usage in all Institutions

Hospital	Lab Usage %
COASTAL SPECIALITY HOSPITAL VALIYATHURA	100.00%
COMMUNITY HEALTH CENTRE MUNDAKAYAM	100.00%
COMMUNITY HEALTH CENTRE RAMAMANGALAM	100.00%
DISTRICT HOSPITAL KANHANGAD	100.00%
DISTRICT TB CENTRE THIRUVANANTHAPURAM	100.00%
Family Health Centre Anakkatty	100.00%
FAMILY HEALTH CENTRE ARAKULAM	100.00%
FAMILY HEALTH CENTRE ARATTUPUZHA	100.00%
FAMILY HEALTH CENTRE BEYPORE	100.00%
Family Health Centre Chalavara	100.00%
FAMILY HEALTH CENTRE CHERUNNIYOOR	100.00%
FAMILY HEALTH CENTRE CHETTIKULANGARA	100.00%
FAMILY HEALTH CENTRE CHOWARA	100.00%
FAMILY HEALTH CENTRE DEVIKULANGARA	100.00%

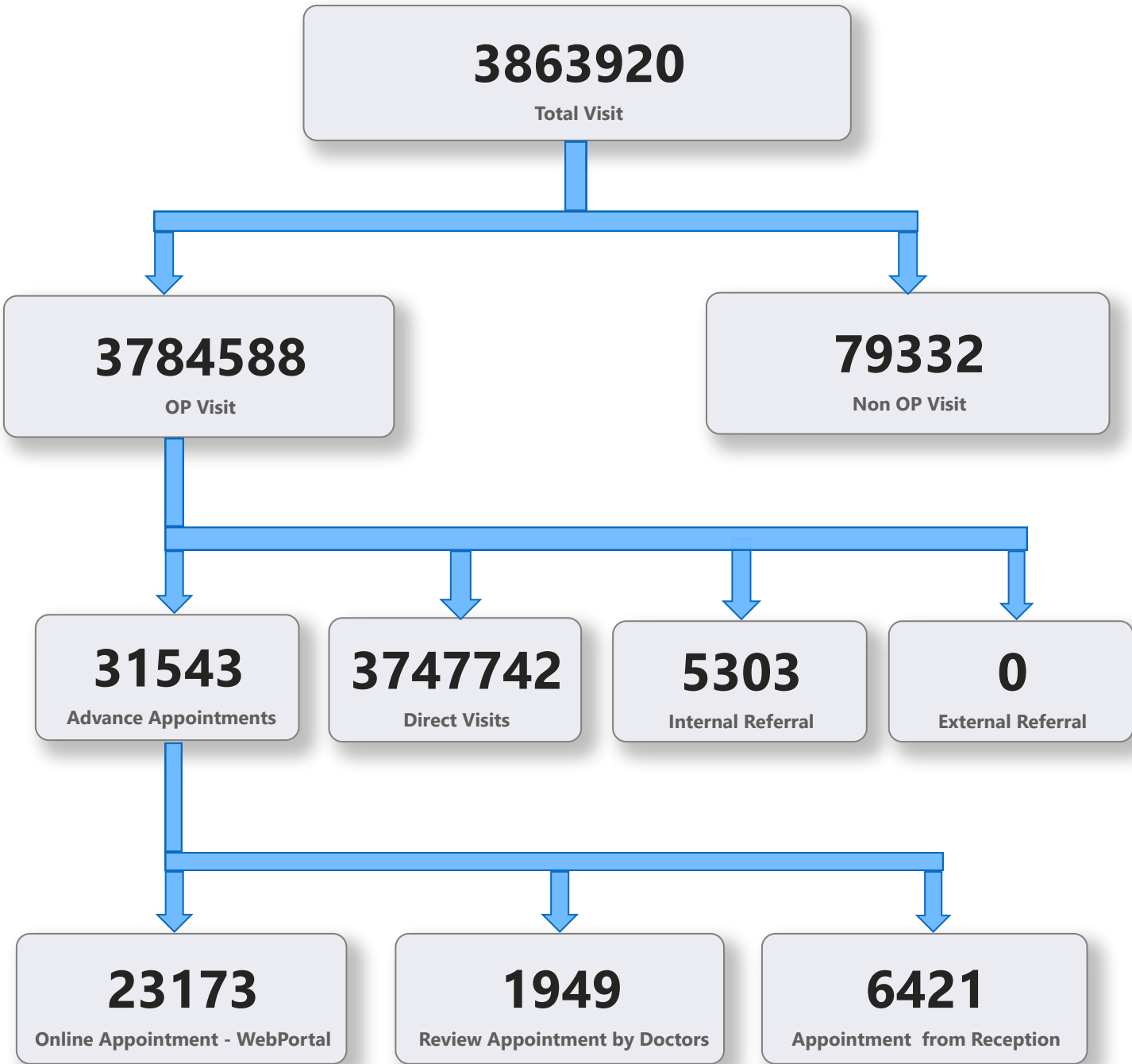
Hospital	Lab Usage %
ATTAPPADY TRIBAL TALUK SPECIALITY HOSPITAL	0.00%
COMMUNITY HEALTH CENTRE PATTIAM	0.00%
COMMUNITY HEALTH CENTRE ARYANAD	0.00%
COMMUNITY HEALTH CENTRE CHENGAMANAD	0.00%
COMMUNITY HEALTH CENTRE CHERPU	0.00%
COMMUNITY HEALTH CENTRE KALLARA	0.00%
COMMUNITY HEALTH CENTRE PANAMARAM	0.00%
COMMUNITY HEALTH CENTRE POOTHOTTA	0.00%
COMMUNITY HEALTH CENTRE POOVAR	0.00%
COMMUNITY HEALTH CENTRE VELLANAD	0.00%
COMMUNITY HEALTH CENTRE VILAPPIL	0.00%
DISTRICT HOSPITAL ALUVA	0.00%
DISTRICT HOSPITAL KANNUR	0.00%
DISTRICT HOSPITAL TIRUR	0.00%

4. Status of Modules Usage in Hospitals

District wise status of live institutions and the count of various modules [Reception, OP Consultation, Lab, Pharmacy] started / functional. This list excludes Medical College Hospitals, CCRC and PH Labs.

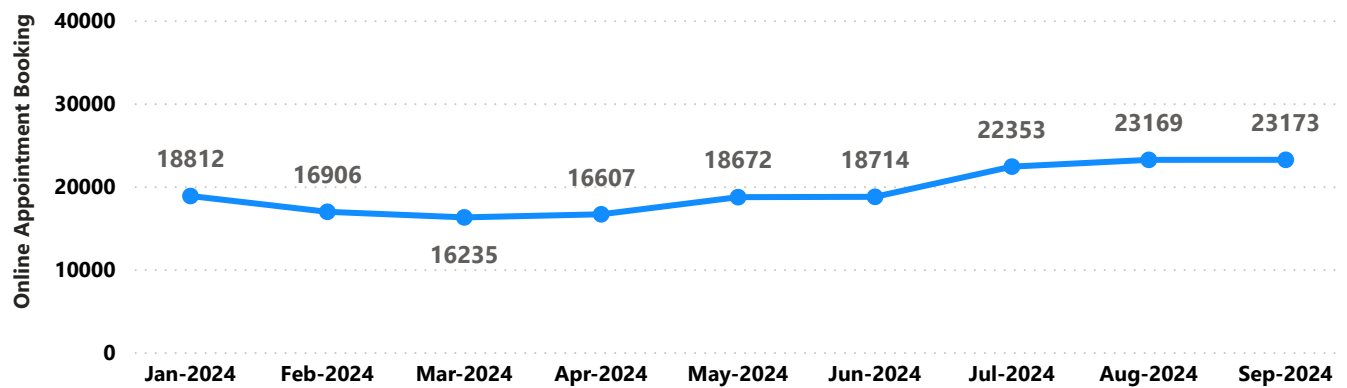
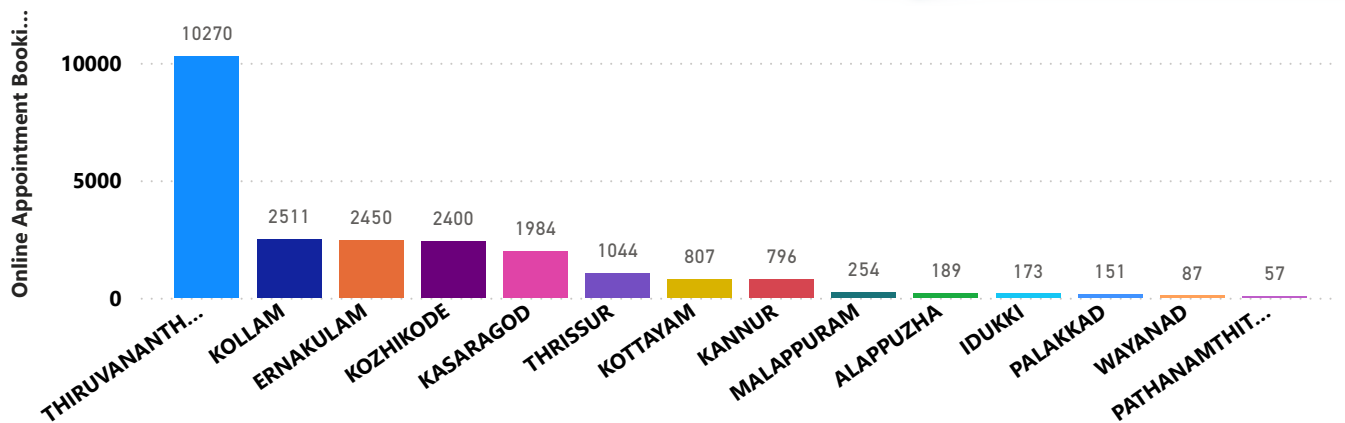
District	Live Institutions	Reception	Consultation	Pharmacy	Lab
THIRUVANANTHAPURAM	100	96 (96%)	86 (86%)	72 (72%)	77 (77%)
ERNAKULAM	72	67 (93%)	46 (64%)	33 (46%)	27 (38%)
THRISSUR	70	68 (97%)	65 (93%)	58 (83%)	61 (87%)
KOZHIKODE	56	53 (95%)	47 (84%)	44 (79%)	44 (79%)
MALAPPURAM	53	51 (96%)	48 (91%)	42 (79%)	44 (83%)
PALAKKAD	44	43 (98%)	41 (93%)	37 (84%)	38 (86%)
KANNUR	42	41 (98%)	36 (86%)	33 (79%)	27 (64%)
ALAPPUZHA	31	29 (94%)	29 (94%)	29 (94%)	28 (90%)
KOLLAM	31	31 (100%)	31 (100%)	31 (100%)	30 (97%)
KOTTAYAM	31	31 (100%)	31 (100%)	31 (100%)	28 (90%)
KASARAGOD	23	21 (91%)	19 (83%)	18 (78%)	15 (65%)
IDUKKI	20	20 (100%)	19 (95%)	19 (95%)	17 (85%)
PATHANAMTHITTA	19	19 (100%)	17 (89%)	17 (89%)	13 (68%)
WAYANAD	19	17 (89%)	17 (89%)	17 (89%)	16 (84%)
Total	611	587 (96%)	532 (87%)	481 (79%)	465 (76%)

5. Appointment Booking in Hospitals (except Medical Colleges)

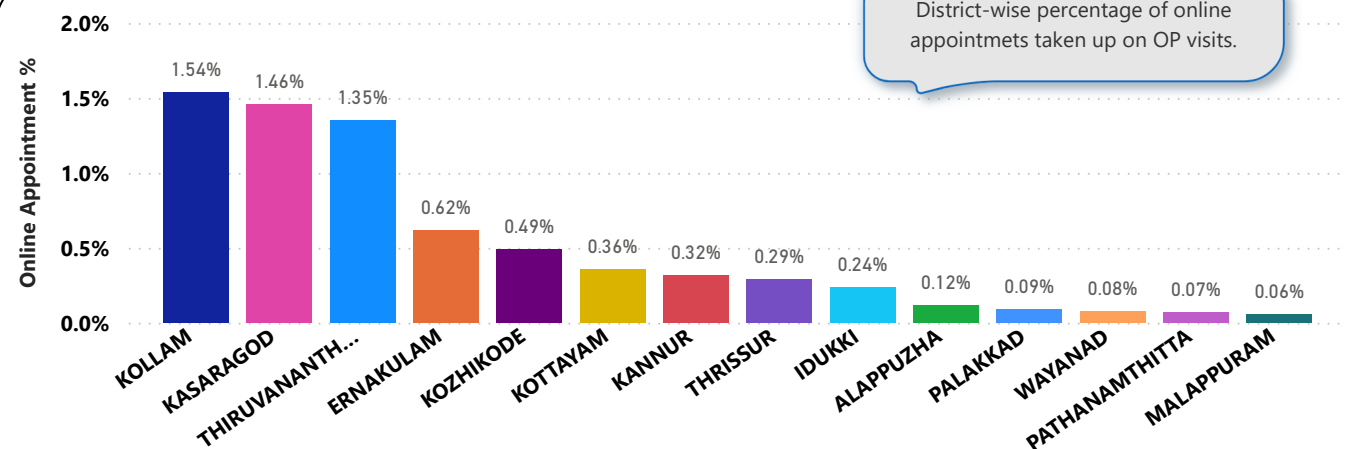


5. 1 Online Appointment Booking in Hospitals (except Medical Colleges)

District-wise count of online appointments taken.



District-wise percentage of online appointments taken up on OP visits.



6. eHealth Performance - Reach

