

1. eHealth Kerala - Vital Statistics

Hospital Type	Live Institutions
Family Health Centre	20
Taluk Headquarters Hospital	3
District Hospital	1
Primary Health Centre	1
Taluk Hospital	1
Urban Primary Health Centre	1
Total	27

2. eHealth - District Ranking Matrix Based on Performance of all Institutions (except Medical Colleges)

The ranking matrix showcases the performance of districts in providing eHealth services through all institutions (excluding Medical Colleges) based on six different parameters.

These parameters include:

1.

Number of institutions where the reception module is currently using.
2.

Percentage of UHID Visits.
3.

Percentage of Doctor Consultations.
4.

Percentage of Pharmacy Prescriptions by doctors.
5.

Percentage of lab orders through doctors.
6.

Number of Live Institutions.

Weightage is assigned to the percentages calculated in intervals of 10. The rank is determined based on the sum of these weightages.

The top-performing districts should aim to maintain their positions, while the average and low-performing districts should strive to reach the 'top four' league.

The ranking matrix for the current month, April 2025, along with the previous two months, is provided in the table below.

District	February	March	April
IDUKKI	1	1	1
WAYANAD	1	1	2
THRISSUR	3	3	3
ALAPPUZHA	4	4	4
PALAKKAD	2	2	4
KOZHIKODE	6	6	5
MALAPPURAM	5	5	5
KOLLAM	6	6	6
PATHANAMTHITTA	6	6	6
KOTTAYAM	8	8	7
THIRUVANANTHAPURAM	8	8	8
ERNAKULAM	9	9	9
KANNUR	7	7	9
KASARAGOD	7	8	9

- Best performing
- Average performing
- Low performing

3. eHealth - Institution Level Ranking (except Medical Colleges)

Hospital	Rank
FAMILY HEALTH CENTRE KARIMANNOOR	1
FAMILY HEALTH CENTRE KODIKULAM	1
FAMILY HEALTH CENTRE KARIMKUNNAM	2
FAMILY HEALTH CENTRE KUDAYATHUR	2
FAMILY HEALTH CENTRE ALAKODE	3
FAMILY HEALTH CENTRE ARAKULAM	3
FAMILY HEALTH CENTRE BISON VALLEY	3
FAMILY HEALTH CENTRE ELAMDESOM	3
FAMILY HEALTH CENTRE KUMARAMANGALAM	3
FAMILY HEALTH CENTRE MUTTOM	3
FAMILY HEALTH CENTRE KANCHIYAR	4
FAMILY HEALTH CENTRE MARIYAPURAM	4
PRIMARY HEALTH CENTRE MANKULAM	4
FAMILY HEALTH CENTRE KAMAKSHY	5
FAMILY HEALTH CENTRE KARUNAPURAM	5
FAMILY HEALTH CENTRE PERUVANTHANAM	5
FAMILY HEALTH CENTRE RAJAKUMARY	5
FAMILY HEALTH CENTRE VATTAVADA	5
FAMILY HEALTH CENTRE KUMILY	6
FAMILY HEALTH CENTRE UDUMBANCHOLA	6
FAMILY HEALTH CENTRE KONNATHADY	7
URBAN PRIMARY HEALTH CENTRE PARAKKADAVU	8
TALUK HEADQUARTERS HOSPITAL NEDUMKANDAM	9
TALUK HEADQUARTERS HOSPITAL ADIMALY	10
TALUK HEADQUARTERS HOSPITAL PEERMADE	10
TALUK HOSPITAL KATTAPPANA	11
TALUK HEADQUARTERS HOSPITAL THODUPUZHA	12

3.1 eHealth Performance - Reception Module

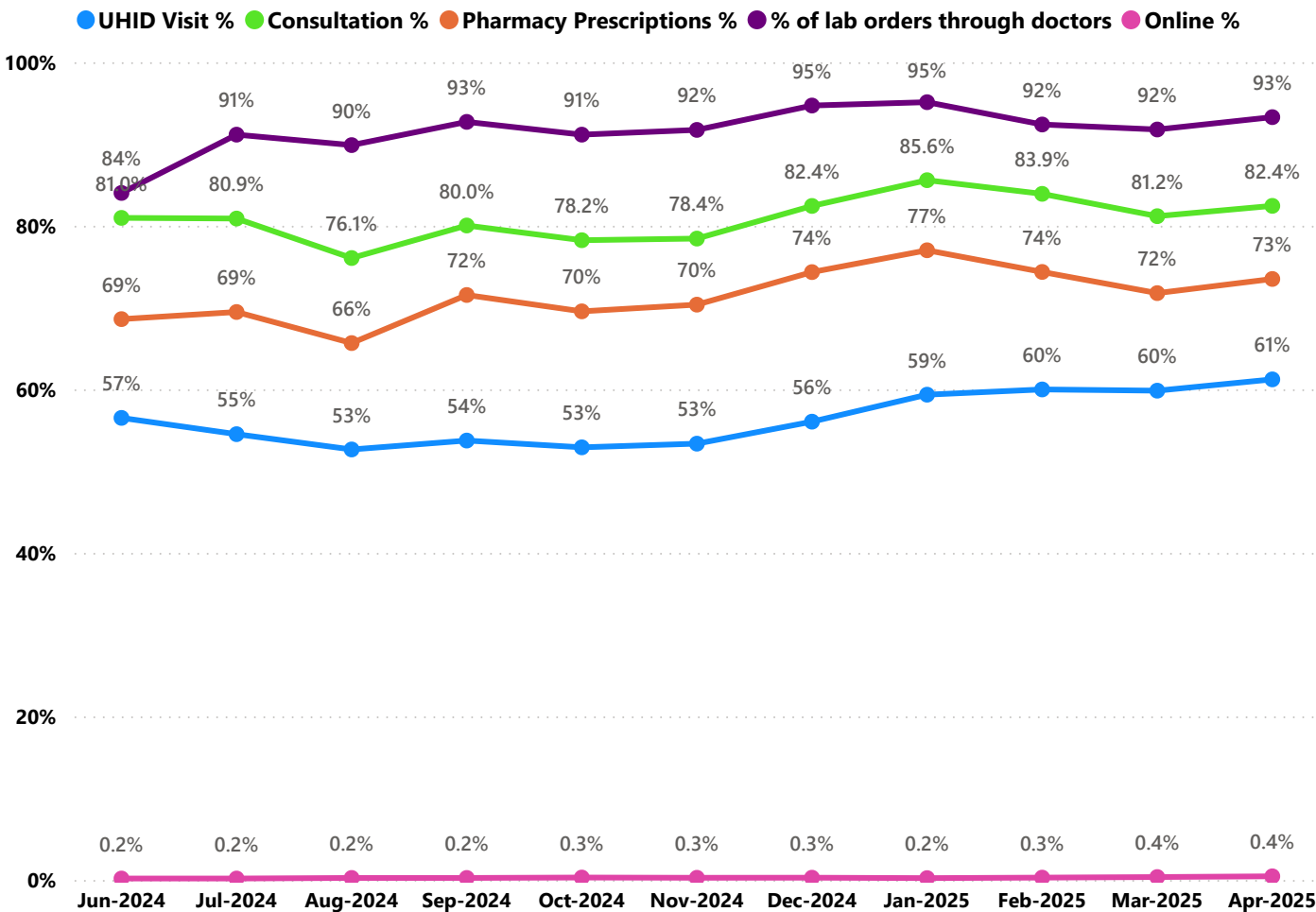
Reception Module is considered to be functional in an institution only if the number of total visits for the month is of minimum 500.

District	Institution Count	Institutions with Reception	% of institutions with Reception
WAYANAD	26	26	100.00%
KOZHIKODE	64	61	95.31%
THRISSUR	77	71	92.21%
THIRUVANANTHAPURAM	104	95	91.35%
MALAPPURAM	63	56	88.89%
IDUKKI	27	23	85.19%
ERNAKULAM	81	68	83.95%
ALAPPUZHA	43	36	83.72%
PALAKKAD	53	44	83.02%
KOTTAYAM	41	33	80.49%
KASARAGOD	29	23	79.31%
KANNUR	53	41	77.36%
PATHANAMTHITTA	26	20	76.92%
KOLLAM	42	32	76.19%

Hospital Name
TALUK HOSPITAL KATTAPPANA
TALUK HEADQUARTERS HOSPITAL THODUPUZHA
TALUK HEADQUARTERS HOSPITAL PEERMADE
TALUK HEADQUARTERS HOSPITAL ADIMALY

Institutions where the reception module is either not started or not using

3.2 e-Health Performance Trend



- UHID Visit % is calculated as $(UHID\ Visits / Total\ Visit) \times 100$
- Consultation % is calculated as $(Doctor\ Consultation / OP\ Visits) \times 100$
- Pharmacy % is calculated as $(Pharmacy\ Prescriptions / Total\ OP\ Visits) \times 100$
- Lab % is calculated as $(Lab\ orders\ given\ by\ doctors / Total\ Lab\ Orders) \times 100$
- Online % is calculated as $(Online\ appointments\ via\ web\ portal / Total\ OP\ Visits) \times 100$

3.3 e-Health Performance Indicators

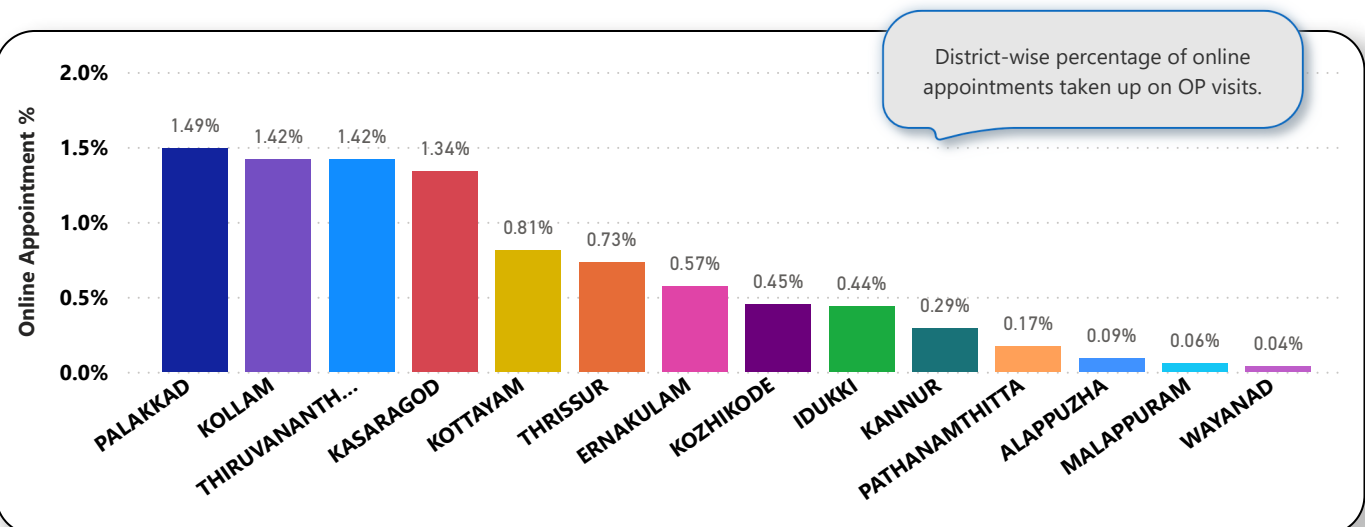
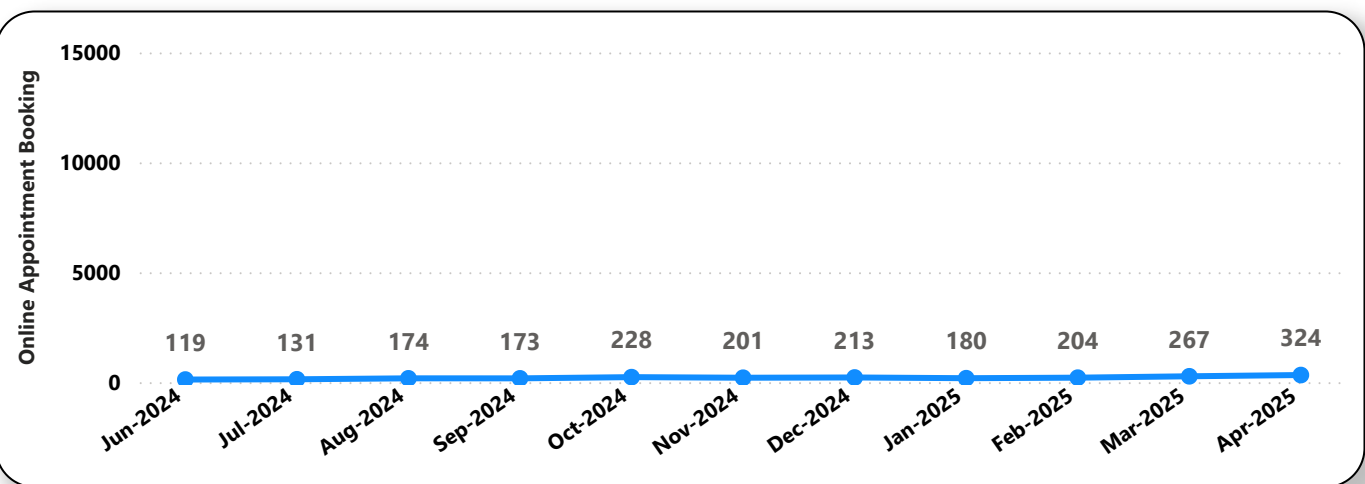
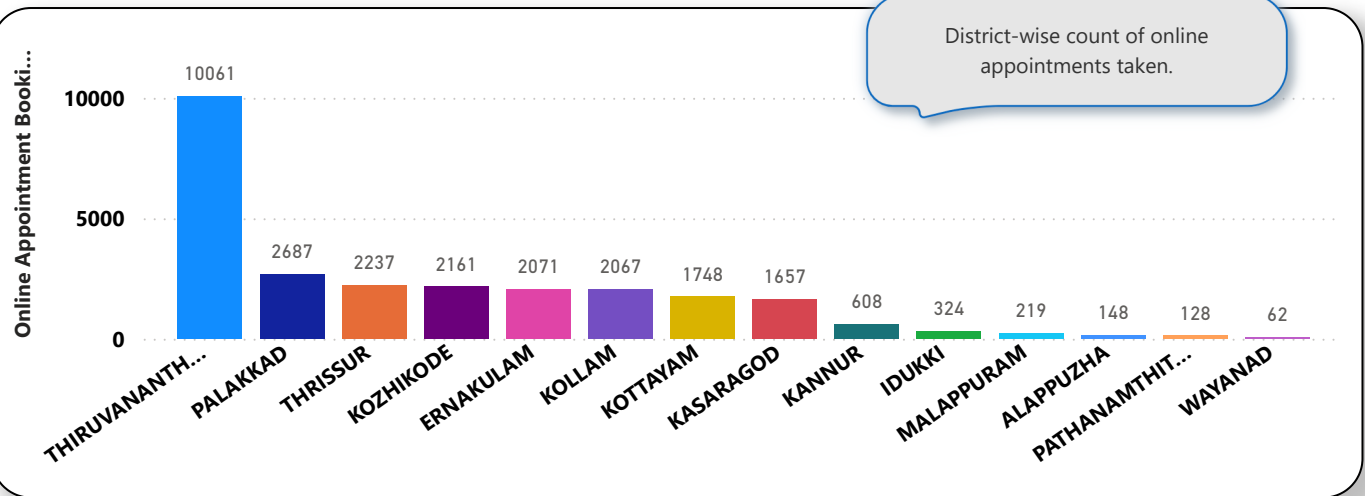
Hospital	UHID Visit %	Consultation %	Pharmacy Prescriptions %	% of Lab Orders given by Doctors
TALUK HEADQUARTERS HOSPITAL ADIMALY	100.00%	0.00%	0.00%	0.00%
TALUK HEADQUARTERS HOSPITAL PEERMADE	100.00%	0.00%	0.00%	0.00%
TALUK HOSPITAL KATTAPPANA	86.67%	0.00%	0.00%	0.00%
FAMILY HEALTH CENTRE KARIMANNOOR	84.93%	99.80%	91.92%	94.53%
FAMILY HEALTH CENTRE KUDAYATHUR	82.91%	99.87%	88.51%	98.84%
FAMILY HEALTH CENTRE KODIKULAM	82.85%	99.30%	92.43%	100.00%
FAMILY HEALTH CENTRE ALAKODE	81.29%	99.85%	85.00%	89.52%
FAMILY HEALTH CENTRE ARAKULAM	80.10%	99.83%	87.16%	88.94%
FAMILY HEALTH CENTRE MUTTOM	75.14%	97.68%	86.50%	92.06%
URBAN PRIMARY HEALTH CENTRE PARAKKADAVU	74.30%	75.40%	59.73%	83.96%
FAMILY HEALTH CENTRE BISON VALLEY	73.77%	96.42%	83.08%	100.00%
FAMILY HEALTH CENTRE ELAMDESOM	73.70%	99.60%	87.14%	96.78%
FAMILY HEALTH CENTRE KARUNAPURAM	73.66%	87.07%	71.73%	97.26%
FAMILY HEALTH CENTRE KUMARAMANGALAM	72.75%	99.61%	84.89%	99.05%
FAMILY HEALTH CENTRE KARIMKUNNAM	71.71%	98.90%	90.97%	99.17%
FAMILY HEALTH CENTRE KONNATHADY	68.14%	79.38%	68.86%	100.00%
FAMILY HEALTH CENTRE PERUVANTHANAM	66.71%	87.40%	80.55%	100.00%
FAMILY HEALTH CENTRE KANCHIYAR	65.97%	99.46%	98.33%	80.91%
FAMILY HEALTH CENTRE MARIYAPURAM	64.22%	96.04%	89.57%	100.00%
FAMILY HEALTH CENTRE VATTAVADA	59.14%	95.70%	87.19%	100.00%
FAMILY HEALTH CENTRE UDUMBANCHOLA	58.34%	89.93%	84.70%	93.78%
PRIMARY HEALTH CENTRE MANKULAM	58.32%	99.85%	90.62%	100.00%
FAMILY HEALTH CENTRE RAJAKUMARY	56.61%	99.17%	83.70%	95.91%
FAMILY HEALTH CENTRE KUMILY	55.60%	99.69%	88.55%	86.56%
FAMILY HEALTH CENTRE KAMAKSHY	52.87%	99.00%	87.08%	99.07%
TALUK HEADQUARTERS HOSPITAL NEDUMKANDAM	10.29%	0.00%	0.00%	0.00%
TALUK HEADQUARTERS HOSPITAL THODUPUZHA	0.00%	0.00%	0.00%	0.00%

4. Status of Modules Usage in Hospitals

District wise status of live institutions and the count of various modules [Reception, OP Consultation, Lab, Pharmacy] started / functional.

District	Live Institutions	Reception	Consultation	Pharmacy	Lab
THIRUVANANTHAPURAM	104	95 (91%)	88 (85%)	77 (74%)	79 (76%)
ERNAKULAM	81	68 (84%)	56 (69%)	38 (47%)	40 (49%)
THRISSUR	77	71 (92%)	68 (88%)	64 (83%)	64 (83%)
KOZHIKODE	64	61 (95%)	56 (88%)	52 (81%)	53 (83%)
MALAPPURAM	63	56 (89%)	53 (84%)	48 (76%)	45 (71%)
KANNUR	53	41 (77%)	35 (66%)	30 (57%)	27 (51%)
PALAKKAD	53	44 (83%)	43 (81%)	39 (74%)	40 (75%)
ALAPPUZHA	43	36 (84%)	35 (81%)	35 (81%)	29 (67%)
KOLLAM	42	32 (76%)	31 (74%)	31 (74%)	29 (69%)
KOTTAYAM	41	33 (80%)	33 (80%)	32 (78%)	28 (68%)
KASARAGOD	29	23 (79%)	22 (76%)	20 (69%)	17 (59%)
IDUKKI	27	23 (85%)	22 (81%)	22 (81%)	21 (78%)
WAYANAD	27	26 (96%)	24 (89%)	24 (89%)	22 (81%)
PATHANAMTHITTA	26	20 (77%)	17 (65%)	17 (65%)	17 (65%)
Total	730	629 (86%)	583 (80%)	529 (72%)	511 (70%)

5. 1 Online Appointment Booking in Hospitals (except Medical Colleges)



6. eHealth Performance - Reach

Reach indicates the percentage of population availing services through eHealth. The formula used to calculate is (Number of UHID registered / Population) * 100 %.

