

1. eHealth Kerala - Vital Statistics

Hospital Type	Live Institutions
Family Health Centre	34
Taluk Hospital	8
Urban Primary Health Centre	5
Community Health Centre	1
District Hospital	1
General Hospital	1
Medical College Hospital	1
Primary Health Centre	1
Specialty Hospital - Women Children	1
Taluk Headquarters Hospital	1
Total	54

2. eHealth - District Ranking Matrix Based on Performance of all Institutions (except Medical Colleges)

The ranking matrix showcases the performance of districts in providing eHealth services through all institutions (excluding Medical Colleges) based on six different parameters.

These parameters include:

1.

Number of institutions where the reception module is currently using.
2.

Percentage of UHID Visits.
3.

Percentage of Doctor Consultations.
4.

Percentage of Pharmacy Prescriptions by doctors.
5.

Percentage of lab orders through doctors.
6.

Number of Live Institutions.

Weightage is assigned to the percentages calculated in intervals of 10. The rank is determined based on the sum of these weightages.

The top-performing districts should aim to maintain their positions, while the average and low-performing districts should strive to reach the 'top four' league.

The ranking matrix for the current month, April 2025, along with the previous two months, is provided in the table below.

District	February	March	April
IDUKKI	1	1	1
WAYANAD	1	1	2
THRISSUR	3	3	3
ALAPPUZHA	4	4	4
PALAKKAD	2	2	4
KOZHIKODE	6	6	5
MALAPPURAM	5	5	5
KOLLAM	6	6	6
PATHANAMTHITTA	6	6	6
KOTTAYAM	8	8	7
THIRUVANANTHAPURAM	8	8	8
ERNAKULAM	9	9	9
KANNUR	7	7	9
KASARAGOD	7	8	9

- Best performing
- Average performing
- Low performing

3. eHealth - Institution Level Ranking (except Medical Colleges)

Hospital	Rank
FAMILY HEALTH CENTRE PARASSINIKADAVU	1
FAMILY HEALTH CENTRE ALAKODE THERTHALLY	2
FAMILY HEALTH CENTRE KUNHIMANGALAM	2
FAMILY HEALTH CENTRE MALAPPATTAM	2
FAMILY HEALTH CENTRE ANJARAKKANDY	3
FAMILY HEALTH CENTRE NEW MAHE	3
FAMILY HEALTH CENTRE UDAYAGIRI	3
FAMILY HEALTH CENTRE VALAPATTANAM	3
FAMILY HEALTH CENTRE MUNDERI	4
FAMILY HEALTH CENTRE NARATH	5
FAMILY HEALTH CENTRE RAMANTHALI	5
URBAN PRIMARY HEALTH CENTRE PANOOR	5
FAMILY HEALTH CENTRE ERAMAM KUTTUR	6
FAMILY HEALTH CENTRE CHENGALAYI	7
FAMILY HEALTH CENTRE CHERUKUNNU	7
FAMILY HEALTH CENTRE KUTTIATTOOR	7
FAMILY HEALTH CENTRE ETTIKULAM	8
FAMILY HEALTH CENTRE KADIRUR	8
FAMILY HEALTH CENTRE KANKOL ALAPPADAMBA	9
FAMILY HEALTH CENTRE MOKERI	10
FAMILY HEALTH CENTRE PATTUVAM	10
URBAN PRIMARY HEALTH CENTRE MAITHANAPPALLY	10
FAMILY HEALTH CENTRE KALLIASSERY	11
URBAN PRIMARY HEALTH CENTRE KOOVODE	11
EK NAYANAR MEMORIAL GOVT. WOMEN AND CHILDREN HOSPITAL MANGATTUPARAMBA	12
FAMILY HEALTH CENTRE CHERUTHAZHAM	13
FAMILY HEALTH CENTRE KADANNAPPALLY	13
FAMILY HEALTH CENTRE MUZHAPPILANGAD	13
PRIMARY HEALTH CENTRE KURUMATHUR	13
URBAN PRIMARY HEALTH CENTRE PORORA	13
FAMILY HEALTH CENTRE KOTTIYOOR	14
FAMILY HEALTH CENTRE PUTHIYANGADI FISHERIES	15
FAMILY HEALTH CENTRE THILLENKERRY	15
COMMUNITY HEALTH CENTRE MATTOOL	16

Hospital	Rank
FAMILY HEALTH CENTRE KOODALI	24
TALUK HOSPITAL PAZHAYANGADI	24
FAMILY HEALTH CENTRE MORAZHA FISHERIES	23
TALUK HEADQUARTERS HOSPITAL TALIPARAMBA	23
TALUK HOSPITAL IRIKKUR	23
TALUK HOSPITAL IRITTY	23
TALUK HOSPITAL PANOOR	23
TALUK HOSPITAL PAYYANNUR	23
TALUK HOSPITAL PERAVOOR	23
TALUK HOSPITAL PERINGOME	23
URBAN PRIMARY HEALTH CENTRE KOLASSERY	23
DISTRICT HOSPITAL KANNUR	22
FAMILY HEALTH CENTRE KOTTAYAM MALABAR	21
GENERAL HOSPITAL THALASSERY	21
TALUK HEAD QUARTERS HOSPITAL KUTHUPARAMBA	21
FAMILY HEALTH CENTRE VALLITHODE	20
FAMILY HEALTH CENTRE PULINGOME	19
COMMUNITY HEALTH CENTRE PATTIAM	18
FAMILY HEALTH CENTRE CHIRAKKAL	17
COMMUNITY HEALTH CENTRE MATTOOL	16
FAMILY HEALTH CENTRE PUTHIYANGADI FISHERIES	15
FAMILY HEALTH CENTRE THILLENKERRY	15
FAMILY HEALTH CENTRE KOTTIYOOR	14
FAMILY HEALTH CENTRE CHERUTHAZHAM	13
FAMILY HEALTH CENTRE KADANNAPPALLY	13
FAMILY HEALTH CENTRE MUZHAPPILANGAD	13
PRIMARY HEALTH CENTRE KURUMATHUR	13
URBAN PRIMARY HEALTH CENTRE PORORA	13
EK NAYANAR MEMORIAL GOVT. WOMEN AND CHILDREN HOSPITAL MANGATTUPARAMBA	12
FAMILY HEALTH CENTRE KALLIASSERY	11
URBAN PRIMARY HEALTH CENTRE KOOVODE	11
FAMILY HEALTH CENTRE MOKERI	10
FAMILY HEALTH CENTRE PATTUVAM	10
URBAN PRIMARY HEALTH CENTRE MAITHANAPPALLY	10

3.1 eHealth Performance - Reception Module

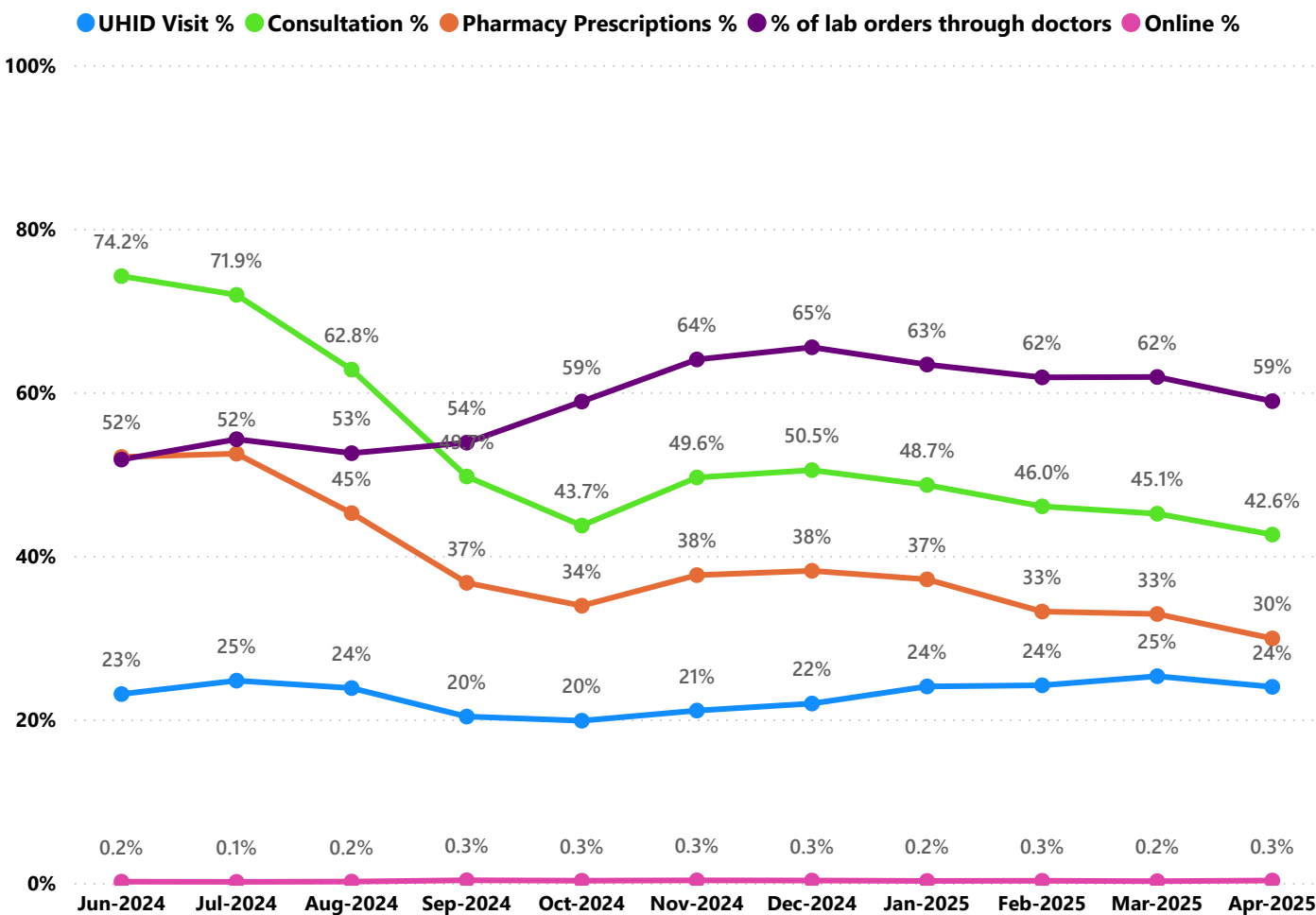
Reception Module is considered to be functional in an institution only if the number of total visits for the month is of minimum 500.

District	Institution Count	Institutions with Reception	% of institutions with Reception
WAYANAD	26	26	100.00%
KOZHIKODE	64	61	95.31%
THRISSUR	77	71	92.21%
THIRUVANANTHAPURAM	104	95	91.35%
MALAPPURAM	63	56	88.89%
IDUKKI	27	23	85.19%
ERNAKULAM	81	68	83.95%
ALAPPUZHA	43	36	83.72%
PALAKKAD	53	44	83.02%
KOTTAYAM	41	33	80.49%
KASARAGOD	29	23	79.31%
KANNUR	53	41	77.36%
PATHANAMTHITTA	26	20	76.92%
KOLLAM	42	32	76.19%

Hospital Name
URBAN PRIMARY HEALTH CENTRE KOLASSERY
TALUK HOSPITAL PERINGOME
TALUK HOSPITAL PERAVOOR
TALUK HOSPITAL PAZHAYANGADI
TALUK HOSPITAL PAYYANNUR
TALUK HOSPITAL PANOOR
TALUK HOSPITAL IRIITY
TALUK HOSPITAL IRIKKUR
TALUK HEADQUARTERS HOSPITAL TALIPARAMBA
FAMILY HEALTH CENTRE MORAZHA FISHERIES
FAMILY HEALTH CENTRE KOODALI
FAMILY HEALTH CENTRE CHIRAKKAL

Institutions where the reception module is either not started or not using

3.2 e-Health Performance Trend



- UHID Visit % is calculated as $(UHID\ Visits / Total\ Visit) * 100$
- Consultation % is calculated as $(Doctor\ Consultation / OP\ Visits) * 100$
- Pharmacy % is calculated as $(Pharmacy\ Prescriptions / Total\ OP\ Visits) * 100$
- Lab % is calculated as $(Lab\ orders\ given\ by\ doctors / Total\ Lab\ Orders) * 100$
- Online % is calculated as $(Online\ appointments\ via\ web\ portal / Total\ OP\ Visits) * 100$

3.3 e-Health Performance Indicators

Hospital	UHID Visit %	Consultation %	Pharmacy Prescriptions %	% of Lab Orders given by Doctors
FAMILY HEALTH CENTRE MORAZHA FISHERIES	100.00%	0.00%	0.00%	0.00%
TALUK HEADQUARTERS HOSPITAL TALIPARAMBA	100.00%	0.00%	0.00%	0.00%
TALUK HOSPITAL IRIKKUR	100.00%	0.00%	0.00%	0.00%
TALUK HOSPITAL IRITTY	100.00%	0.00%	0.00%	0.00%
TALUK HOSPITAL PANOOR	100.00%	0.00%	0.00%	0.00%
TALUK HOSPITAL PAYYANNUR	100.00%	0.00%	0.00%	0.00%
TALUK HOSPITAL PERAVOOR	100.00%	0.00%	0.00%	0.00%
TALUK HOSPITAL PERINGOME	100.00%	0.00%	0.00%	0.00%
URBAN PRIMARY HEALTH CENTRE KOLASSERY	100.00%	0.00%	0.00%	0.00%
FAMILY HEALTH CENTRE PARASSINIKADAVU	73.21%	99.67%	88.51%	100.00%
FAMILY HEALTH CENTRE KUNHIMANGALAM	70.55%	96.95%	90.70%	75.00%
FAMILY HEALTH CENTRE VALAPATTANAM	59.92%	98.77%	89.45%	96.86%
FAMILY HEALTH CENTRE UDAYAGIRI	59.76%	99.50%	86.67%	100.00%
FAMILY HEALTH CENTRE NEW MAHE	59.74%	99.46%	85.69%	100.00%
FAMILY HEALTH CENTRE RAMANTHALI	56.55%	96.60%	87.94%	60.53%
FAMILY HEALTH CENTRE ALAKODE THERTHALLY	56.32%	99.51%	91.09%	95.25%
FAMILY HEALTH CENTRE KALLIASSERY	55.94%	57.61%	46.86%	73.21%
FAMILY HEALTH CENTRE ERAMAM KUTTUR	55.89%	94.11%	90.66%	45.19%
FAMILY HEALTH CENTRE MALAPPATTAM	54.82%	96.53%	92.88%	100.00%
FAMILY HEALTH CENTRE ANJARAKKANDY	54.52%	91.08%	86.82%	94.41%
FAMILY HEALTH CENTRE CHERUKUNNU	52.92%	94.71%	79.83%	54.83%
PRIMARY HEALTH CENTRE KURUMATHUR	51.12%	91.34%	3.92%	34.87%
FAMILY HEALTH CENTRE CHENGALAYI	50.38%	99.64%	90.25%	33.47%
FAMILY HEALTH CENTRE CHIRAKKAL	48.66%	46.85%	37.24%	92.86%
FAMILY HEALTH CENTRE PULINGOME	46.90%	4.58%	4.71%	3.54%
FAMILY HEALTH CENTRE NARATH	45.26%	90.56%	87.52%	77.84%
FAMILY HEALTH CENTRE KANKOL ALAPPADAMBA	45.11%	86.57%	81.40%	31.12%
URBAN PRIMARY HEALTH CENTRE PORORA	43.51%	61.45%	43.67%	39.24%
FAMILY HEALTH CENTRE KADANNAPPALLY	40.58%	81.58%	51.93%	3.45%
FAMILY HEALTH CENTRE KOTTIYOOR	39.63%	63.71%	63.44%	10.92%
FAMILY HEALTH CENTRE CHERUTHAZHAM	36.84%	95.28%	38.66%	24.64%
FAMILY HEALTH CENTRE KUTTIATTOOR	36.66%	95.89%	92.22%	55.56%
FAMILY HEALTH CENTRE ETTIKULAM	34.75%	98.55%	88.51%	43.93%
FAMILY HEALTH CENTRE MUNDERI	31.91%	95.23%	84.09%	95.19%
FAMILY HEALTH CENTRE PATTUVAM	30.95%	86.79%	83.15%	38.18%
FAMILY HEALTH CENTRE VALLITHODE	30.52%	0.00%	0.00%	0.00%
URBAN PRIMARY HEALTH CENTRE MAITHANAPPALLY	29.55%	67.05%	54.42%	100.00%
EK NAYANAR MEMORIAL GOVT. WOMEN AND CHILDREN HOSPITAL MANGATTUPARAMBA	27.43%	84.88%	7.44%	100.00%
FAMILY HEALTH CENTRE PUTHIYANGADI FISHERIES	19.39%	78.74%	72.27%	0.00%
FAMILY HEALTH CENTRE KADIRUR	19.18%	86.65%	63.00%	94.68%
URBAN PRIMARY HEALTH CENTRE PANOOR	17.26%	98.42%	90.39%	99.26%
COMMUNITY HEALTH CENTRE MATTOOL	16.94%	69.52%	52.37%	5.05%

3.3 e-Health Performance Indicators

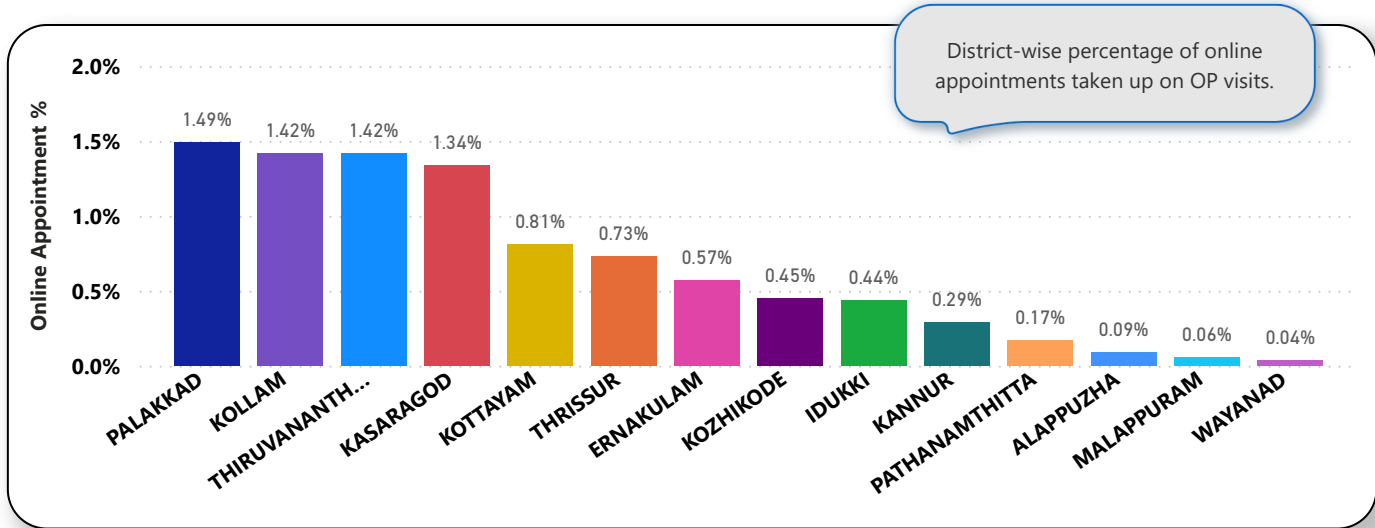
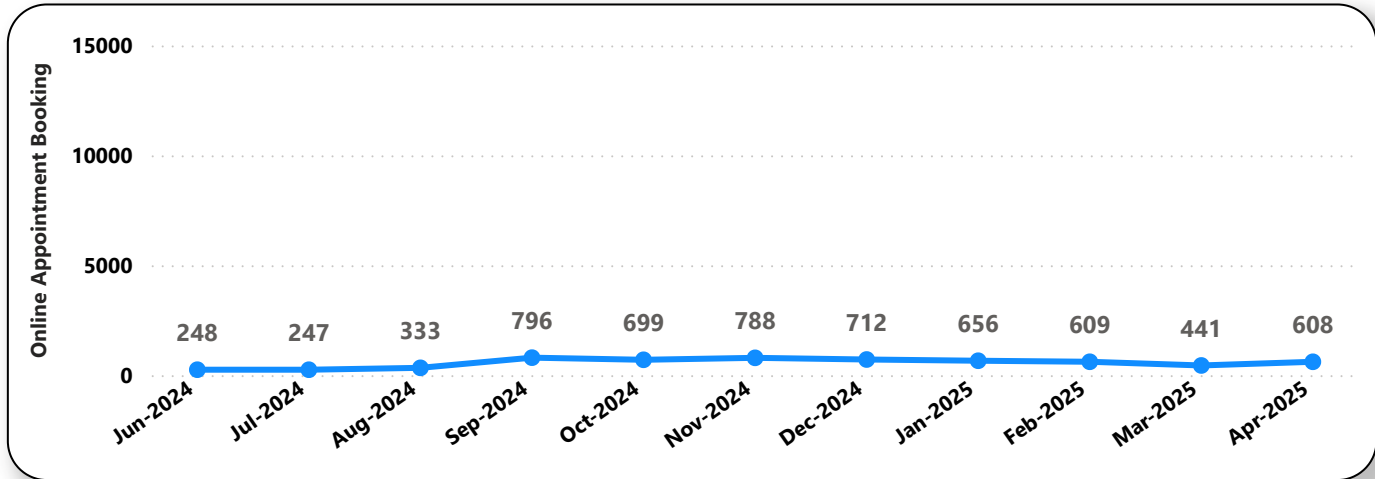
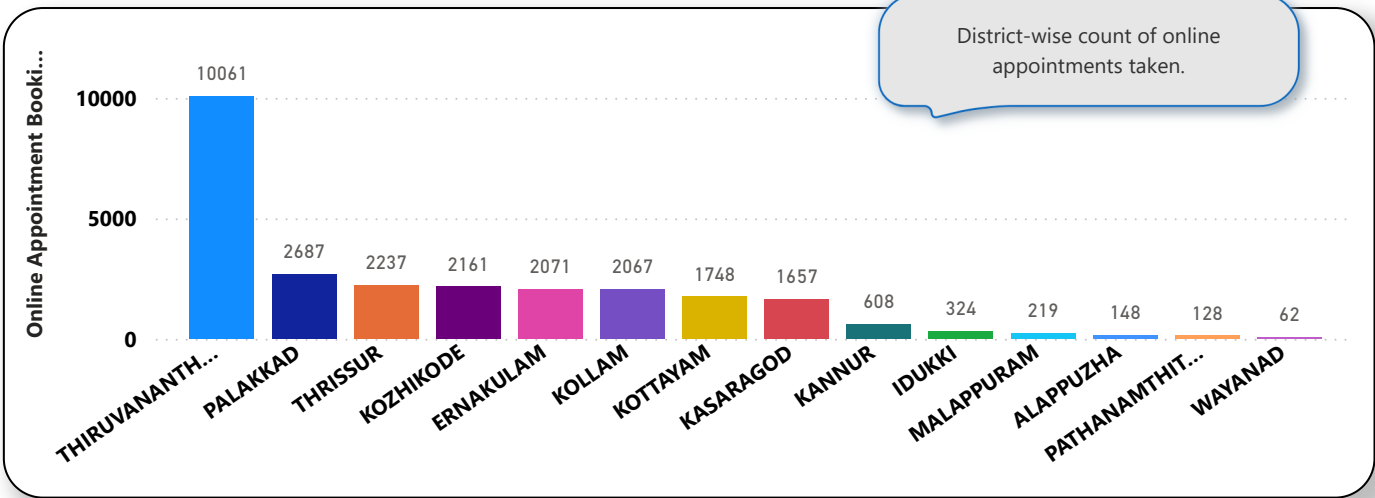
Hospital	UHID Visit %	Consultation %	Pharmacy Prescriptions %	% of Lab Orders given by Doctors
FAMILY HEALTH CENTRE KOODALI	0.00%	0.00%	0.00%	0.00%
TALUK HOSPITAL PAZHAYANGADI	0.00%	0.00%	0.00%	0.00%
DISTRICT HOSPITAL KANNUR	0.71%	0.00%	0.00%	0.00%
FAMILY HEALTH CENTRE KOTTAYAM MALABAR	11.32%	0.00%	0.00%	0.00%
TALUK HEAD QUARTERS HOSPITAL KUTHUPARAMBA	11.73%	0.00%	0.00%	0.00%
FAMILY HEALTH CENTRE MUZHAPPILANGAD	14.24%	70.23%	3.51%	100.00%
URBAN PRIMARY HEALTH CENTRE KOOVODE	14.29%	83.05%	69.61%	63.86%
FAMILY HEALTH CENTRE MOKERI	16.12%	97.76%	91.97%	37.63%
GENERAL HOSPITAL THALASSERY	16.13%	0.00%	0.00%	0.00%
COMMUNITY HEALTH CENTRE PATTIAM	16.35%	75.64%	0.00%	0.00%
FAMILY HEALTH CENTRE THILLENKERRY	16.92%	54.79%	0.00%	100.00%
COMMUNITY HEALTH CENTRE MATTOOL	16.94%	69.52%	52.37%	5.05%
URBAN PRIMARY HEALTH CENTRE PANOOR	17.26%	98.42%	90.39%	99.26%
FAMILY HEALTH CENTRE KADIRUR	19.18%	86.65%	63.00%	94.68%
FAMILY HEALTH CENTRE PUTHIYANGADI FISHERIES	19.39%	78.74%	72.27%	0.00%
EK NAYANAR MEMORIAL GOVT. WOMEN AND CHILDREN HOSPITAL MANGATTUPARAMBA	27.43%	84.88%	7.44%	100.00%
URBAN PRIMARY HEALTH CENTRE MAITHANAPPALLY	29.55%	67.05%	54.42%	100.00%
FAMILY HEALTH CENTRE VALLITHODE	30.52%	0.00%	0.00%	0.00%
FAMILY HEALTH CENTRE PATTUVAM	30.95%	86.79%	83.15%	38.18%
FAMILY HEALTH CENTRE MUNDERI	31.91%	95.23%	84.09%	95.19%
FAMILY HEALTH CENTRE ETTIKULAM	34.75%	98.55%	88.51%	43.93%
FAMILY HEALTH CENTRE KUTTIATTOOR	36.66%	95.89%	92.22%	55.56%
FAMILY HEALTH CENTRE CHERUTHAZHAM	36.84%	95.28%	38.66%	24.64%
FAMILY HEALTH CENTRE KOTTIYOOR	39.63%	63.71%	63.44%	10.92%
FAMILY HEALTH CENTRE KADANNAPPALLY	40.58%	81.58%	51.93%	3.45%
URBAN PRIMARY HEALTH CENTRE PORORA	43.51%	61.45%	43.67%	39.24%
FAMILY HEALTH CENTRE KANKOL ALAPPADAMBA	45.11%	86.57%	81.40%	31.12%
FAMILY HEALTH CENTRE NARATH	45.26%	90.56%	87.52%	77.84%
FAMILY HEALTH CENTRE PULINGOME	46.90%	4.58%	4.71%	3.54%
FAMILY HEALTH CENTRE CHIRAKKAL	48.66%	46.85%	37.24%	92.86%
FAMILY HEALTH CENTRE CHENGALAYI	50.38%	99.64%	90.25%	33.47%
PRIMARY HEALTH CENTRE KURUMATHUR	51.12%	91.34%	3.92%	34.87%
FAMILY HEALTH CENTRE CHERUKUNNU	52.92%	94.71%	79.83%	54.83%
FAMILY HEALTH CENTRE ANJARAKKANDY	54.52%	91.08%	86.82%	94.41%
FAMILY HEALTH CENTRE MALAPPATTAM	54.82%	96.53%	92.88%	100.00%
FAMILY HEALTH CENTRE ERAMAM KUTTUR	55.89%	94.11%	90.66%	45.19%
FAMILY HEALTH CENTRE KALLIASSERY	55.94%	57.61%	46.86%	73.21%
FAMILY HEALTH CENTRE ALAKODE THERTHALLY	56.32%	99.51%	91.09%	95.25%

4. Status of Modules Usage in Hospitals

District wise status of live institutions and the count of various modules [Reception, OP Consultation, Lab, Pharmacy] started / functional.

District	Live Institutions	Reception	Consultation	Pharmacy	Lab
THIRUVANANTHAPURAM	104	95 (91%)	88 (85%)	77 (74%)	79 (76%)
ERNAKULAM	81	68 (84%)	56 (69%)	38 (47%)	40 (49%)
THRISSUR	77	71 (92%)	68 (88%)	64 (83%)	64 (83%)
KOZHIKODE	64	61 (95%)	56 (88%)	52 (81%)	53 (83%)
MALAPPURAM	63	56 (89%)	53 (84%)	48 (76%)	45 (71%)
KANNUR	53	41 (77%)	35 (66%)	30 (57%)	27 (51%)
PALAKKAD	53	44 (83%)	43 (81%)	39 (74%)	40 (75%)
ALAPPUZHA	43	36 (84%)	35 (81%)	35 (81%)	29 (67%)
KOLLAM	42	32 (76%)	31 (74%)	31 (74%)	29 (69%)
KOTTAYAM	41	33 (80%)	33 (80%)	32 (78%)	28 (68%)
KASARAGOD	29	23 (79%)	22 (76%)	20 (69%)	17 (59%)
IDUKKI	27	23 (85%)	22 (81%)	22 (81%)	21 (78%)
WAYANAD	27	26 (96%)	24 (89%)	24 (89%)	22 (81%)
PATHANAMTHITTA	26	20 (77%)	17 (65%)	17 (65%)	17 (65%)
Total	730	629 (86%)	583 (80%)	529 (72%)	511 (70%)

5. 1 Online Appointment Booking in Hospitals (except Medical Colleges)



6. eHealth Performance - Reach

Reach indicates the percentage of population availing services through eHealth. The formula used to calculate is (Number of UHID registered / Population) * 100 %.

