

1. eHealth Kerala - Vital Statistics

Hospital Type	Live Institutions
Family Health Centre	45
Urban Primary Health Centre	5
Taluk Headquarters Hospital	4
District Hospital	3
Taluk Hospital	3
Community Health Centre	2
Medical College Hospital	1
Public Health Laboratory	1
Specialty Hospital - Women Children	1
Total	65

2. eHealth - District Ranking Matrix Based on Performance of all Institutions (except Medical Colleges)

The ranking matrix showcases the performance of districts in providing eHealth services through all institutions (excluding Medical Colleges) based on six different parameters.

These parameters include:

1.

Number of institutions where the reception module is currently using.
2.

Percentage of UHID Visits.
3.

Percentage of Doctor Consultations.
4.

Percentage of Pharmacy Prescriptions by doctors.
5.

Percentage of lab orders through doctors.
6.

Number of Live Institutions.

Weightage is assigned to the percentages calculated in intervals of 10. The rank is determined based on the sum of these weightages.

The top-performing districts should aim to maintain their positions, while the average and low-performing districts should strive to reach the 'top four' league.

The ranking matrix for the current month, April 2025, along with the previous two months, is provided in the table below.

District	February	March	April
IDUKKI	1	1	1
WAYANAD	1	1	2
THRISSUR	3	3	3
ALAPPUZHA	4	4	4
PALAKKAD	2	2	4
KOZHIKODE	6	6	5
MALAPPURAM	5	5	5
KOLLAM	6	6	6
PATHANAMTHITTA	6	6	6
KOTTAYAM	8	8	7
THIRUVANANTHAPURAM	8	8	8
ERNAKULAM	9	9	9
KANNUR	7	7	9
KASARAGOD	7	8	9

- Best performing
- Average performing
- Low performing

3. eHealth - Institution Level Ranking (except Medical Colleges)

Hospital	Rank
FAMILY HEALTH CENTRE MOORKKANAD	1
FAMILY HEALTH CENTRE PULIKKAL	1
FAMILY HEALTH CENTRE THIRUNAVAYA	1
FAMILY HEALTH CENTRE CHELEMBRA	2
FAMILY HEALTH CENTRE CHOKKAD	2
FAMILY HEALTH CENTRE PARAPPANANGADI	2
FAMILY HEALTH CENTRE PONMALA	2
FAMILY HEALTH CENTRE CHERUKAVU	3
FAMILY HEALTH CENTRE MOONNIYUR	3
FAMILY HEALTH CENTRE A R NAGAR	4
FAMILY HEALTH CENTRE THANALUR	4
FAMILY HEALTH CENTRE ATHANIKKAL	5
FAMILY HEALTH CENTRE KARULAI	5
FAMILY HEALTH CENTRE VAZHAYOOR	5
FAMILY HEALTH CENTRE MORAYUR	6
FAMILY HEALTH CENTRE KOTTAKKAL	7
FAMILY HEALTH CENTRE NANNAMBRA	8
FAMILY HEALTH CENTRE VAZHIKKADAVU	8
FAMILY HEALTH CENTRE KOOTTAYI	9
FAMILY HEALTH CENTRE PALAPPETTY	9
FAMILY HEALTH CENTRE PANG	9
FAMILY HEALTH CENTRE POTHUKAL	9
FAMILY HEALTH CENTRE THAZHEKKODE	9
URBAN PRIMARY HEALTH CENTRE NILAMBUR	9
FAMILY HEALTH CENTRE THRIKKALANGODE	10
FAMILY HEALTH CENTRE VALAVANNUR	10
URBAN PRIMARY HEALTH CENTRE VETTEKODE	10
URBAN PRIMARY HEALTH CENTRE MANGALASSERY	11
FAMILY HEALTH CENTRE VELIYANCODE	12
URBAN PRIMARY HEALTH CENTRE PERINTHALMANNA	12
FAMILY HEALTH CENTRE OZHUR	13
FAMILY HEALTH CENTRE VAZHAKKAD	13
FAMILY HEALTH CENTRE CHEMMALASSERY	14
FAMILY HEALTH CENTRE CHALIYAR	15
FAMILY HEALTH CENTRE MARAKKARA	15

Hospital	Rank
FAMILY HEALTH CENTRE VATTAMKULAM	32
BLOCK FAMILY HEALTH CENTRE THIRUVALI	31
FAMILY HEALTH CENTRE ELAMKULAM	30
TALUK HEAD QUARTERS HOSPITAL KONDOTTY	29
TALUK HEAD QUARTERS HOSPITAL PONNANI	29
TALUK HOSPITAL AREEKODE	29
TALUK HOSPITAL KUTTIPPURAM	29
DISTRICT HOSPITAL NILAMBUR	28
DISTRICT HOSPITAL PERINTHALMANNA	28
TALUK HOSPITAL WANDOOR	28
TALUK HEAD QUARTERS HOSPITAL MALAPPURAM	27
WOMEN AND CHILDRENS HOSPITAL PONNANI	26
FAMILY HEALTH CENTRE TRIPPANACHI	25
TALUK HEAD QUARTERS HOSPITAL TIRURANGADI	25
DISTRICT HOSPITAL TIRUR	24
FAMILY HEALTH CENTRE KUZHIMANNA	23
FAMILY HEALTH CENTRE PANDIKKAD	22
FAMILY HEALTH CENTRE THUVVUR	21
FAMILY HEALTH CENTRE ALAMKODE	21
URBAN PRIMARY HEALTH CENTRE BIYYAM	21
BLOCK FAMILY HEALTH CENTRE VETOM	20
BLOCK FAMILY HEALTH CENTRE MARANCHERY	19
FAMILY HEALTH CENTRE POOVATHIKKAL	19
FAMILY HEALTH CENTRE EDAYUR	18
FAMILY HEALTH CENTRE KALADI	17
FAMILY HEALTH CENTRE PORUR	16
FAMILY HEALTH CENTRE TRIPRANGODE	16
FAMILY HEALTH CENTRE CHALIYAR	15
FAMILY HEALTH CENTRE MARAKKARA	15
FAMILY HEALTH CENTRE THALAKKAD	15
FAMILY HEALTH CENTRE CHEMMALASSERY	14
FAMILY HEALTH CENTRE OZHUR	13
FAMILY HEALTH CENTRE VAZHAKKAD	13
FAMILY HEALTH CENTRE VELIYANCODE	12
URBAN PRIMARY HEALTH CENTRE PERINTHALMANNA	12

3.1 eHealth Performance - Reception Module

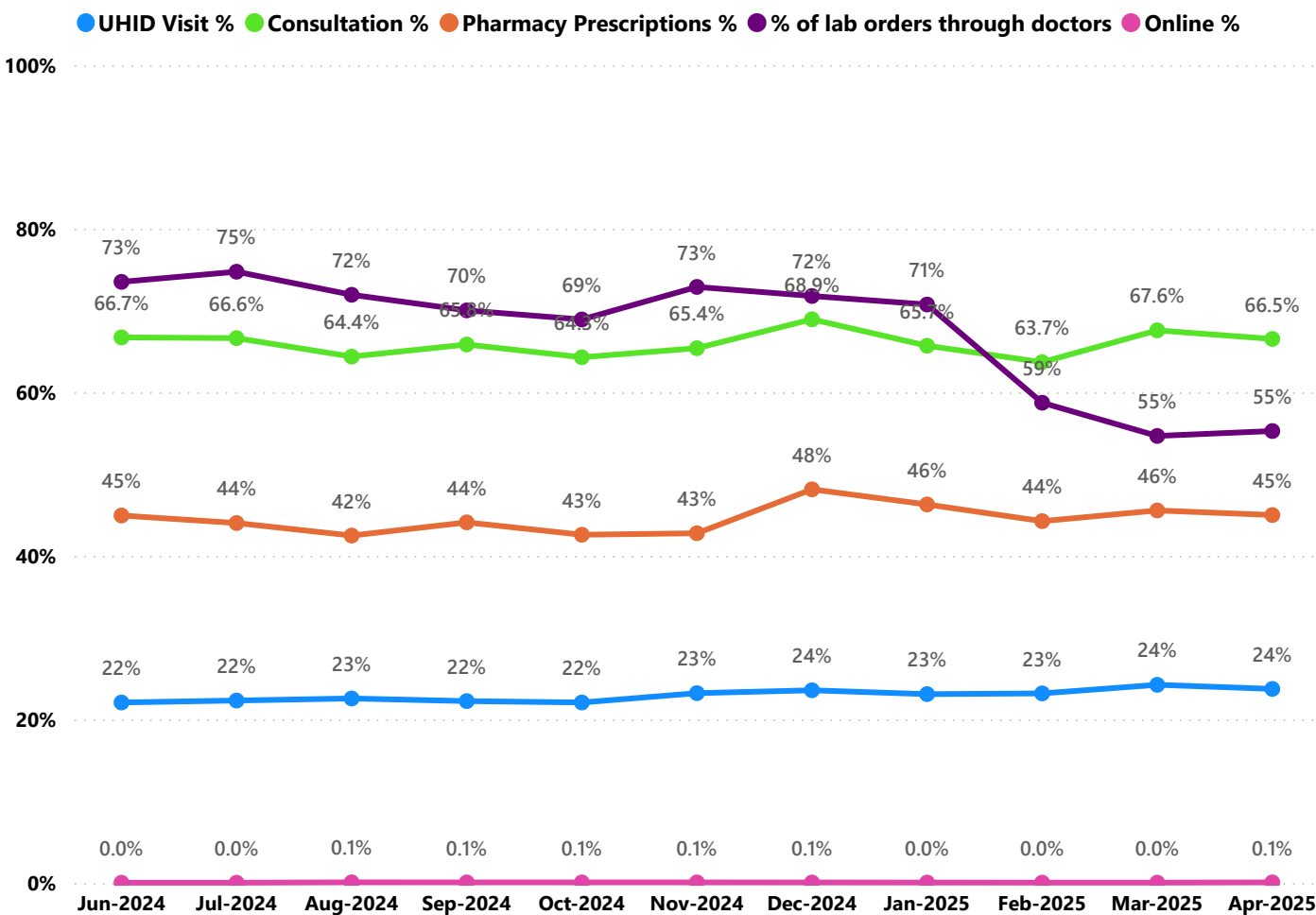
Reception Module is considered to be functional in an institution only if the number of total visits for the month is of minimum 500.

District	Institution Count	Institutions with Reception	% of institutions with Reception
WAYANAD	26	26	100.00%
KOZHIKODE	64	61	95.31%
THRISSUR	77	71	92.21%
THIRUVANANTHAPURAM	104	95	91.35%
MALAPPURAM	63	56	88.89%
IDUKKI	27	23	85.19%
ERNAKULAM	81	68	83.95%
ALAPPUZHA	43	36	83.72%
PALAKKAD	53	44	83.02%
KOTTAYAM	41	33	80.49%
KASARAGOD	29	23	79.31%
KANNUR	53	41	77.36%
PATHANAMTHITTA	26	20	76.92%
KOLLAM	42	32	76.19%

Hospital Name
TALUK HOSPITAL KUTTIPPURAM
TALUK HOSPITAL AREEKODE
TALUK HEAD QUARTERS HOSPITAL PONNANI
TALUK HEAD QUARTERS HOSPITAL KONDOTTY
FAMILY HEALTH CENTRE VATTAMKULAM
FAMILY HEALTH CENTRE ELAMKULAM
BLOCK FAMILY HEALTH CENTRE THIRUVALI

Institutions where the reception module is either not started or not using

3.2 e-Health Performance Trend



- UHID Visit % is calculated as $(UHID\ Visits / Total\ Visit) \times 100$
- Consultation % is calculated as $(Doctor\ Consultation / OP\ Visits) \times 100$
- Pharmacy % is calculated as $(Pharmacy\ Prescriptions / Total\ OP\ Visits) \times 100$
- Lab % is calculated as $(Lab\ orders\ given\ by\ doctors / Total\ Lab\ Orders) \times 100$
- Online % is calculated as $(Online\ appointments\ via\ web\ portal / Total\ OP\ Visits) \times 100$

3.3 e-Health Performance Indicators

Hospital	UHID Visit %	Consultation %	Pharmacy Prescriptions %	% of Lab Orders given by Doctors
TALUK HEAD QUARTERS HOSPITAL KONDOTTY	100.00%	0.00%	0.00%	0.00%
TALUK HEAD QUARTERS HOSPITAL PONNANI	100.00%	0.00%	0.00%	0.00%
TALUK HOSPITAL AREEKODE	100.00%	0.00%	0.00%	0.00%
TALUK HOSPITAL KUTTIPPURAM	100.00%	0.00%	0.00%	0.00%
FAMILY HEALTH CENTRE PONMALA	79.59%	99.81%	87.17%	91.20%
FAMILY HEALTH CENTRE CHERUKAVU	78.35%	99.68%	79.55%	100.00%
FAMILY HEALTH CENTRE ATHANIKKAL	78.23%	82.71%	77.03%	81.38%
FAMILY HEALTH CENTRE PULIKKAL	75.18%	99.35%	94.77%	100.00%
FAMILY HEALTH CENTRE ELAMKULAM	75.00%	0.00%	0.00%	0.00%
FAMILY HEALTH CENTRE MOORKKANAD	74.18%	99.39%	90.67%	100.00%
FAMILY HEALTH CENTRE THIRUNAVAYA	73.75%	98.86%	96.30%	93.75%
FAMILY HEALTH CENTRE CHELEMBRA	70.26%	99.92%	87.23%	98.25%
FAMILY HEALTH CENTRE CHEMMALASSERY	66.78%	73.98%	31.71%	41.89%
BLOCK FAMILY HEALTH CENTRE THIRUVALI	66.67%	0.00%	0.00%	0.00%
FAMILY HEALTH CENTRE CHOKKAD	66.30%	99.58%	95.32%	100.00%
FAMILY HEALTH CENTRE MOONNIYUR	63.52%	97.72%	92.65%	88.22%
FAMILY HEALTH CENTRE PORUR	63.30%	65.34%	57.04%	13.92%
FAMILY HEALTH CENTRE PARAPPANANGADI	60.69%	98.06%	94.80%	98.87%
FAMILY HEALTH CENTRE MORAYUR	58.61%	98.80%	89.88%	74.34%
FAMILY HEALTH CENTRE VAZHAYOOR	56.61%	91.30%	78.40%	100.00%
FAMILY HEALTH CENTRE CHALIYAR	54.32%	60.58%	55.13%	38.00%
FAMILY HEALTH CENTRE POTHUKAL	50.46%	99.93%	89.32%	35.83%
FAMILY HEALTH CENTRE A R NAGAR	50.13%	98.83%	87.22%	90.08%
FAMILY HEALTH CENTRE THANALUR	50.06%	98.59%	91.58%	88.66%
FAMILY HEALTH CENTRE TRIPRANGODE	39.01%	91.62%	59.53%	10.32%
FAMILY HEALTH CENTRE KOOTTAYI	38.30%	88.39%	56.58%	99.58%
FAMILY HEALTH CENTRE KALADI	37.83%	91.35%	52.67%	7.80%
FAMILY HEALTH CENTRE KARULAI	37.36%	98.84%	93.71%	96.83%
FAMILY HEALTH CENTRE EDAYUR	31.37%	78.45%	53.24%	0.00%
FAMILY HEALTH CENTRE NANNAMBRA	28.72%	99.74%	75.85%	94.43%
FAMILY HEALTH CENTRE VAZHIKKADAVU	27.82%	99.81%	93.73%	77.92%
FAMILY HEALTH CENTRE KOTTAKKAL	27.81%	99.87%	85.86%	100.00%
FAMILY HEALTH CENTRE THAZHEKKODE	26.31%	99.54%	71.96%	77.24%
URBAN PRIMARY HEALTH CENTRE NILAMBUR	26.28%	89.81%	64.55%	100.00%
FAMILY HEALTH CENTRE THRIKKALANGODE	25.88%	96.00%	62.40%	76.15%
FAMILY HEALTH CENTRE PANG	22.78%	96.57%	92.39%	56.46%
FAMILY HEALTH CENTRE ALAMKODE	22.11%	95.55%	0.02%	19.83%
URBAN PRIMARY HEALTH CENTRE VETTEKODE	20.81%	88.08%	74.26%	76.61%
FAMILY HEALTH CENTRE THUVVUR	18.89%	73.87%	46.95%	1.37%
FAMILY HEALTH CENTRE MARAKKARA	17.55%	98.47%	53.44%	43.68%

3.3 e-Health Performance Indicators

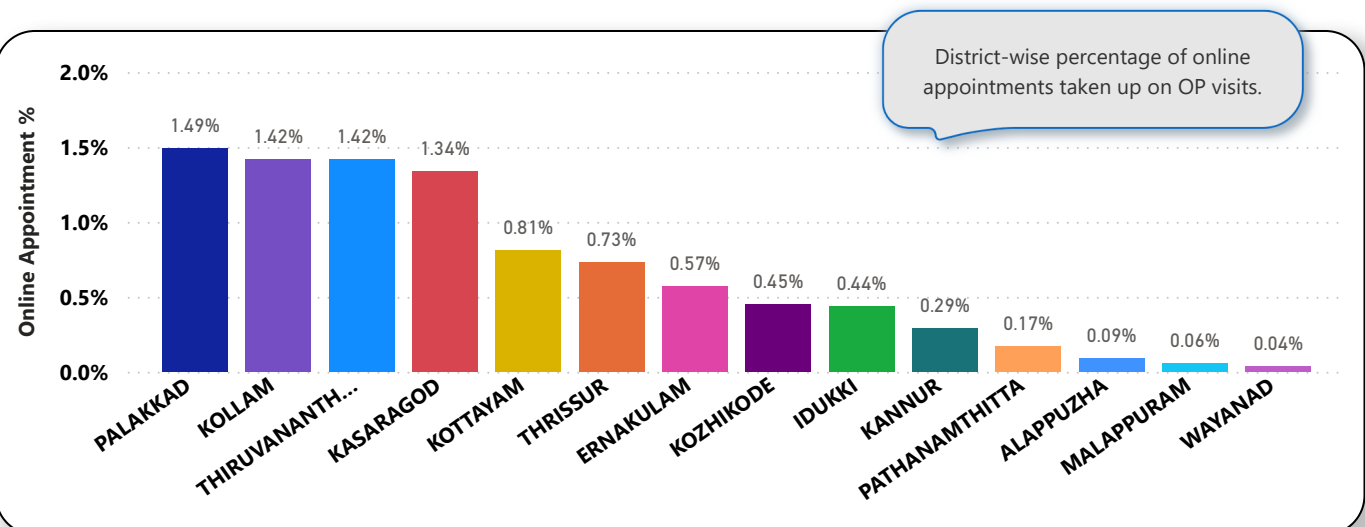
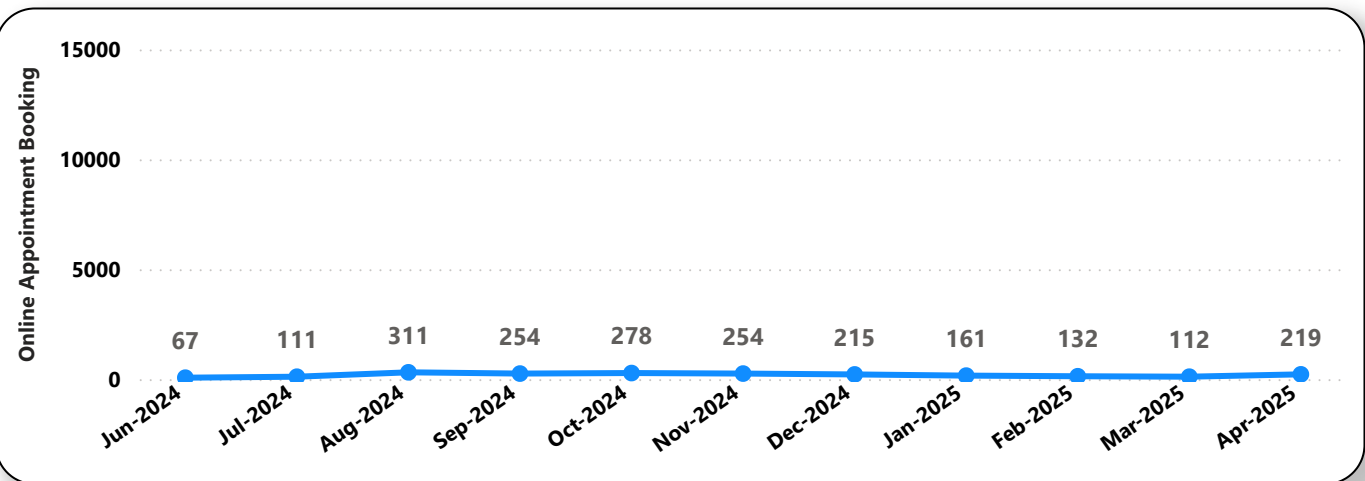
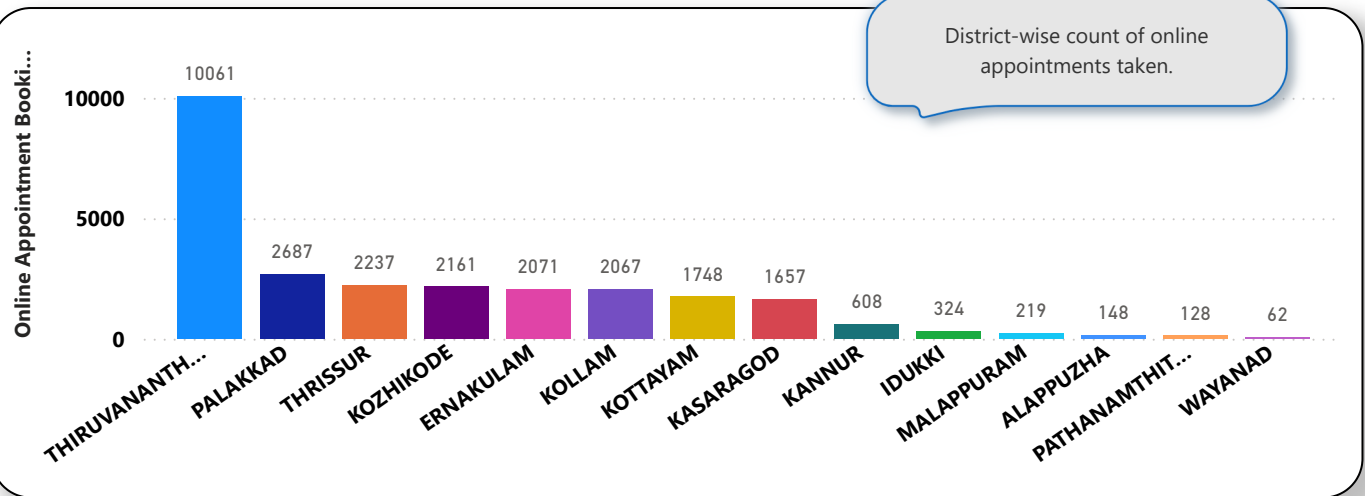
Hospital	UHID Visit %	Consultation %	Pharmacy Prescriptions %	% of Lab Orders given by Doctors
FAMILY HEALTH CENTRE VELIYANCODE	0.00%	84.59%	55.07%	100.00%
BLOCK FAMILY HEALTH CENTRE MARANCHERY	0.00%	88.70%	1.17%	67.21%
FAMILY HEALTH CENTRE VATTAMKULAM	0.00%	0.00%	0.00%	0.00%
TALUK HEAD QUARTERS HOSPITAL MALAPPURAM	0.13%	12.88%	5.71%	0.00%
WOMEN AND CHILDRENS HOSPITAL PONNANI	0.16%	42.45%	3.43%	1.71%
TALUK HOSPITAL WANDOOOR	0.28%	0.00%	0.00%	0.00%
DISTRICT HOSPITAL PERINTHALMANNA	0.44%	0.00%	0.00%	0.00%
DISTRICT HOSPITAL TIRUR	0.53%	8.53%	6.11%	100.00%
URBAN PRIMARY HEALTH CENTRE MANGALASSERY	0.71%	83.34%	64.14%	96.55%
BLOCK FAMILY HEALTH CENTRE VETOM	0.92%	94.42%	0.00%	41.67%
URBAN PRIMARY HEALTH CENTRE BIYYAM	1.01%	44.31%	42.83%	44.07%
FAMILY HEALTH CENTRE OZHUR	1.34%	87.91%	40.32%	93.24%
FAMILY HEALTH CENTRE THALAKKAD	2.25%	93.11%	52.39%	51.79%
FAMILY HEALTH CENTRE PALAPPETTY	2.50%	95.10%	72.51%	100.00%
FAMILY HEALTH CENTRE PANDIKKAD	4.77%	88.47%	39.43%	4.59%
FAMILY HEALTH CENTRE VALAVANNUR	5.74%	93.10%	76.92%	84.75%
DISTRICT HOSPITAL NILAMBUR	9.14%	0.00%	0.00%	0.00%
FAMILY HEALTH CENTRE VAZHAKKAD	10.17%	90.64%	78.21%	49.64%
FAMILY HEALTH CENTRE POOVATHIKKAL	12.42%	99.12%	49.72%	0.00%
FAMILY HEALTH CENTRE KUZHIMANNA	12.85%	96.56%	5.39%	5.33%
URBAN PRIMARY HEALTH CENTRE PERINTHALMANNA	13.96%	88.89%	64.07%	77.54%
FAMILY HEALTH CENTRE TRIPPANACHI	14.19%	35.92%	17.85%	11.02%
TALUK HEAD QUARTERS HOSPITAL TIRURANGADI	17.11%	37.98%	21.82%	0.38%
FAMILY HEALTH CENTRE MARAKKARA	17.55%	98.47%	53.44%	43.68%
FAMILY HEALTH CENTRE THUVVUR	18.89%	73.87%	46.95%	1.37%
URBAN PRIMARY HEALTH CENTRE VETTEKODE	20.81%	88.08%	74.26%	76.61%
FAMILY HEALTH CENTRE ALAMKODE	22.11%	95.55%	0.02%	19.83%
FAMILY HEALTH CENTRE PANG	22.78%	96.57%	92.39%	56.46%
FAMILY HEALTH CENTRE THRIKKALANGODE	25.88%	96.00%	62.40%	76.15%
URBAN PRIMARY HEALTH CENTRE NILAMBUR	26.28%	89.81%	64.55%	100.00%
FAMILY HEALTH CENTRE THAZHEKKODE	26.31%	99.54%	71.96%	77.24%
FAMILY HEALTH CENTRE KOTTAKKAL	27.81%	99.87%	85.86%	100.00%
FAMILY HEALTH CENTRE VAZHIKKADAVU	27.82%	99.81%	93.73%	77.92%
FAMILY HEALTH CENTRE NANNAMBRA	28.72%	99.74%	75.85%	94.43%
FAMILY HEALTH CENTRE EDAYUR	31.37%	78.45%	53.24%	0.00%
FAMILY HEALTH CENTRE KARULAI	37.36%	98.84%	93.71%	96.83%
FAMILY HEALTH CENTRE KALADI	37.83%	91.35%	52.67%	7.80%
FAMILY HEALTH CENTRE KOOTTAYI	38.30%	88.39%	56.58%	99.58%
FAMILY HEALTH CENTRE TRIPRANGODE	39.01%	91.62%	59.53%	10.32%
FAMILY HEALTH CENTRE THANALIP	50.06%	88.50%	81.58%	88.66%

4. Status of Modules Usage in Hospitals

District wise status of live institutions and the count of various modules [Reception, OP Consultation, Lab, Pharmacy] started / functional.

District	Live Institutions	Reception	Consultation	Pharmacy	Lab
THIRUVANANTHAPURAM	104	95 (91%)	88 (85%)	77 (74%)	79 (76%)
ERNAKULAM	81	68 (84%)	56 (69%)	38 (47%)	40 (49%)
THRISSUR	77	71 (92%)	68 (88%)	64 (83%)	64 (83%)
KOZHIKODE	64	61 (95%)	56 (88%)	52 (81%)	53 (83%)
MALAPPURAM	63	56 (89%)	53 (84%)	48 (76%)	45 (71%)
KANNUR	53	41 (77%)	35 (66%)	30 (57%)	27 (51%)
PALAKKAD	53	44 (83%)	43 (81%)	39 (74%)	40 (75%)
ALAPPUZHA	43	36 (84%)	35 (81%)	35 (81%)	29 (67%)
KOLLAM	42	32 (76%)	31 (74%)	31 (74%)	29 (69%)
KOTTAYAM	41	33 (80%)	33 (80%)	32 (78%)	28 (68%)
KASARAGOD	29	23 (79%)	22 (76%)	20 (69%)	17 (59%)
IDUKKI	27	23 (85%)	22 (81%)	22 (81%)	21 (78%)
WAYANAD	27	26 (96%)	24 (89%)	24 (89%)	22 (81%)
PATHANAMTHITTA	26	20 (77%)	17 (65%)	17 (65%)	17 (65%)
Total	730	629 (86%)	583 (80%)	529 (72%)	511 (70%)

5. 1 Online Appointment Booking in Hospitals (except Medical Colleges)



6. eHealth Performance - Reach

Reach indicates the percentage of population availing services through eHealth. The formula used to calculate is (Number of UHID registered / Population) * 100 %.

