

1. eHealth Kerala - Vital Statistics

Hospital Type	Live Institutions
Family Health Centre	489
Urban Primary Health Centre	50
Taluk Headquarters Hospital	49
Community Health Centre	43
Taluk Hospital	39
Medical College Hospital	18
General Hospital	17
District Hospital	16
Primary Health Centre	11
Specialty Hospital - Women Children	9
Public Health Laboratory	3
Specialty Hospital	3
District TB Centre	1
Empanelled Diagnostic Centre	1
Government Dispensary	1
Specialty Hospital - Child Development	1
Specialty Hospital - Pulmonary Medicine	1
Urban Health Wellness Centre	1
Total	753

2. eHealth - District Ranking Matrix Based on Performance of all Institutions (except Medical Colleges)

The ranking matrix showcases the performance of districts in providing eHealth services through all institutions (excluding Medical Colleges) based on six different parameters.

These parameters include:

1. Number of institutions where the reception module is currently using.

2. Percentage of UHID Visits.

3. Percentage of Doctor Consultations.

4. Percentage of Pharmacy Prescriptions by doctors.

5. Percentage of lab orders through doctors.

6. Number of Live Institutions.

Weightage is assigned to the percentages calculated in intervals of 10. The rank is determined based on the sum of these weightages.

The top-performing districts should aim to maintain their positions, while the average and low-performing districts should strive to reach the 'top four' league.

The ranking matrix for the current month, April 2025, along with the previous two months, is provided in the table below.

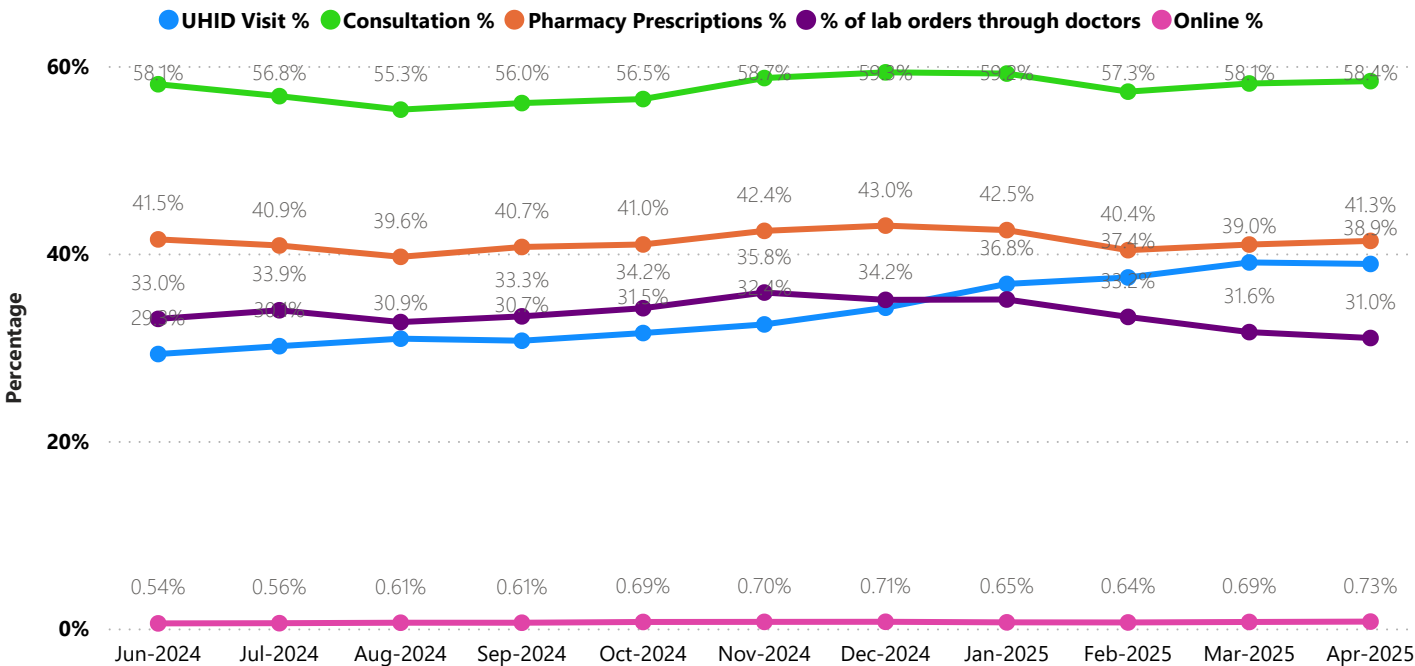
District	February	March	April
IDUKKI	1	1	1
WAYANAD	1	1	2
THRISSUR	3	3	3
ALAPPUZHA	4	4	4
PALAKKAD	2	2	4
KOZHIKODE	6	6	5
MALAPPURAM	5	5	5
KOLLAM	6	6	6
PATHANAMTHITTA	6	6	6
KOTTAYAM	8	8	7
THIRUVANANTHAPURAM	8	8	8
ERNAKULAM	9	9	9
KANNUR	7	7	9
KASARAGOD	7	8	9

- Best performing

Average performing

Low performing

3. eHealth - State Performance Trend (except Medical Colleges)



3. eHealth - Institution Level Ranking (except Medical Colleges)

Hospital	State Rank
FAMILY HEALTH CENTRE ARTHAT	1
FAMILY HEALTH CENTRE ENGANDIYUR	1
FAMILY HEALTH CENTRE KALLARA	1
Family Health Centre Kavassery	1
FAMILY HEALTH CENTRE THAIKKAD	1
FAMILY HEALTH CENTRE VAZHOOR	1
FAMILY HEALTH CENTRE VETTAKKAL	1
Family Health Centre Anakkatty	2
FAMILY HEALTH CENTRE BRAHMAMANGALAM	2
FAMILY HEALTH CENTRE EDAVILANGU	2
FAMILY HEALTH CENTRE ENNAPPARA	2
FAMILY HEALTH CENTRE KARIMANNOOR	2
Family Health Centre Keralassery	2
Family Health Centre Kizhakkencherry	2
FAMILY HEALTH CENTRE KODIKULAM	2
family Health Centre Kuthanur	2
Family Health Centre Ozhalapathy	2
FAMILY HEALTH CENTRE PUNNAPRA NORTH	2
FAMILY HEALTH CENTRE PURAKKAD	2
FAMILY HEALTH CENTRE THOTTAPPALLY	2
FAMILY HEALTH CENTER NOOLPUZHA	3
FAMILY HEALTH CENTRE WEST KALLADA	3
FAMILY HEALTH CENTRE ARATTUPUZHA	3
FAMILY HEALTH CENTRE KARIMKUNNAM	3
FAMILY HEALTH CENTRE KARTHIKAPPALLY	3
FAMILY HEALTH CENTRE KUDAYATHUR	3
FAMILY HEALTH CENTRE KUMBADAJE	3
FAMILY HEALTH CENTRE MANNUR	3
FAMILY HEALTH CENTRE MEENACHIL	3
FAMILY HEALTH CENTRE MELILA	3
FAMILY HEALTH CENTRE MOORKKANAD	3
Family Health Centre Pallippuram	3
FAMILY HEALTH CENTRE PARASUVAIKKAL PARASALA	3
FAMILY HEALTH CENTRE PERUMBALAM	3
FAMILY HEALTH CENTRE POOMANGALAM	3
FAMILY HEALTH CENTRE PULIKKAL	3
FAMILY HEALTH CENTRE SREENARAYANAPURAM	3

Hospital	State Rank
COMMUNITY HEALTH CENTRE KURATHIKAD	46
DISTRICT HOSPITAL WADAKKANCHERRY	46
FAMILY HEALTH CENTRE AYMANAM	46
FAMILY HEALTH CENTRE CHELLANAM	46
FAMILY HEALTH CENTRE KARUKACHAL	46
FAMILY HEALTH CENTRE KOODALI	46
Family Health Centre Kottopadam	46
FAMILY HEALTH CENTRE MEENADOM	46
FAMILY HEALTH CENTRE NAYARAMBALM	46
FAMILY HEALTH CENTRE PALLIKKARE	46
FAMILY HEALTH CENTRE PERUVANNAMUZH	46
FAMILY HEALTH CENTRE VATTAMKULAM	46
FAMILY HEALTH CENTRE VELI	46
GENERAL HOSPITAL ALAPPUZHA	46
TALUK HEAD QUARTERS HOSPITAL MALAYINKEEZHU	46
TALUK HEAD QUARTERS HOSPITAL NILESHWAR	46
TALUK HEAD QUARTERS HOSPITAL PARASSALA	46
TALUK HEAD QUARTERS HOSPITAL VELLARIKUNDU POODAMKALLU	46
TALUK HEADQUARTERS HOSPITAL CHANGANACHERRY	46
TALUK HEADQUARTERS HOSPITAL HARIPAD	46
TALUK HEADQUARTERS HOSPITAL M C C M RANNI	46
Taluk Headquarters Hospital Mannarkkad	46
Taluk Headquarters Hospital Pattambi	46
TALUK HEADQUARTERS HOSPITAL PERUMBAVOOR	46
TALUK HEADQUARTERS HOSPITAL PULINCUNNU	46
TALUK HEADQUARTERS HOSPITAL THODUPUZHA	46
TALUK HOSPITAL ANGAMALY	46
TALUK HOSPITAL MAHARAJAS HOSPITAL KARUVELIPPADI	46
TALUK HOSPITAL NARAKKAL	46
TALUK HOSPITAL NEENDAKARA	46
TALUK HOSPITAL PAZHAYANGADI	46
TALUK HOSPITAL PIRAVOM	46
TALUK HOSPITAL PUTHENVELIKARA	46
MENTAL HEALTH CENTRE PEROORKADA	45

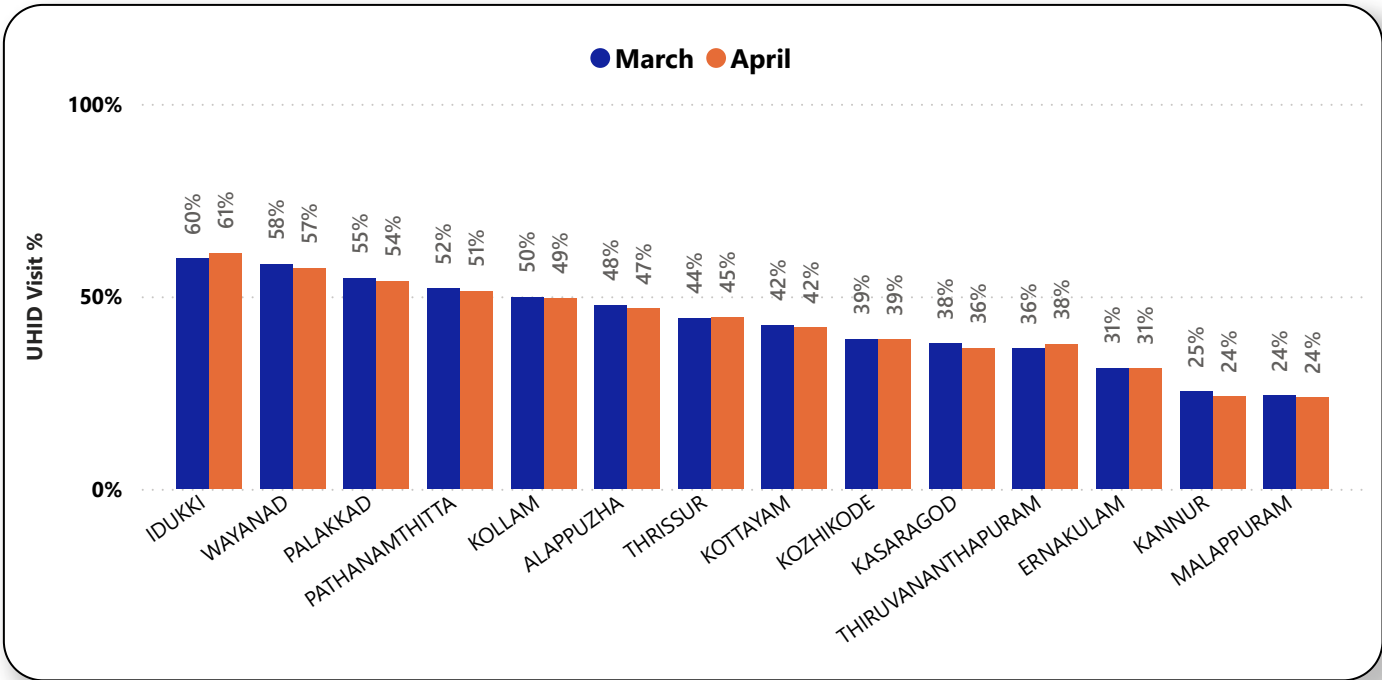
3.1 eHealth Performance - Reception Module

Reception Module is considered to be functional in an institution only if the number of total visits for the month is of minimum 500. The live institution count excludes CCRC and PH labs.

District	Live Institutions	Institutions with Reception	% of institutions with Reception
WAYANAD	27	26	96%
KOZHIKODE	64	61	95%
THRISSUR	77	71	92%
THIRUVANANTHAPURAM	104	95	91%
MALAPPURAM	63	56	89%
IDUKKI	27	23	85%
ERNAKULAM	81	68	84%
ALAPPUZHA	43	36	84%
PALAKKAD	53	44	83%
KOTTAYAM	41	33	80%
KASARAGOD	29	23	79%
KANNUR	53	41	77%
PATHANAMTHITTA	26	20	77%
KOLLAM	42	32	76%
Total	730	629	86%

3.2 e-Health Performance - UHID Visits

UHID Visit % is calculated as (UHID Visits / Total Visit) *100



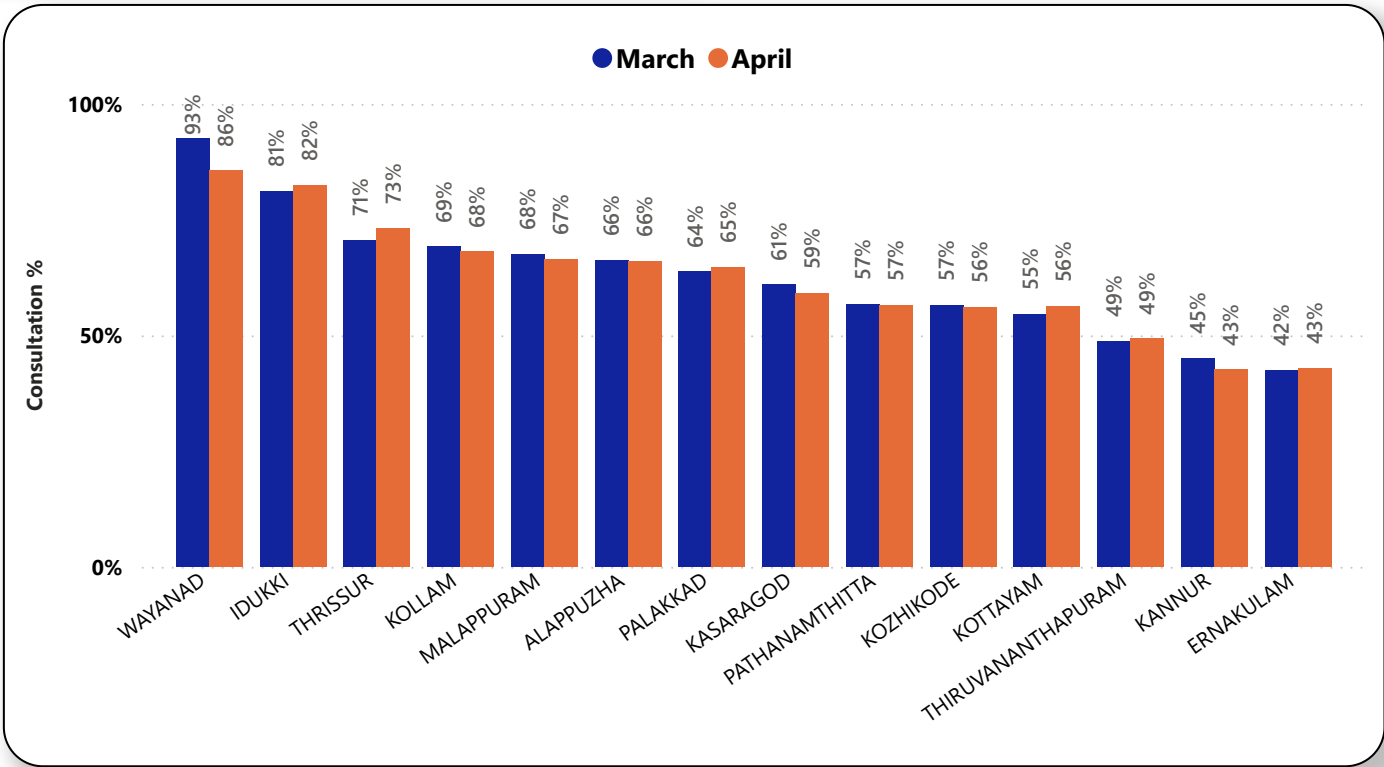
Institutions based on UHID Visits

Hospital	UHID Visit %
FAMILY HEALTH CENTRE VAZHOOR	99.79%
FAMILY HEALTH CENTRE THOTTAPPALLY	99.58%
Family Health Centre Anakkatty	99.13%
Family Health Centre Kavassery	97.31%
FAMILY HEALTH CENTRE ANAKUDY	95.89%
FAMILY HEALTH CENTRE THAIKKAD	95.27%
FAMILY HEALTH CENTRE MUNAMBAM	91.59%
FAMILY HEALTH CENTRE KALLARA	90.96%
FAMILY HEALTH CENTRE ENGANDIYUR	90.75%
FAMILY HEALTH CENTRE ARTHAT	90.72%
FAMILY HEALTH CENTRE VETTAKKAL	90.11%
FAMILY HEALTH CENTRE UMMANNOOR	90.00%
FAMILY HEALTH CENTRE ANICADU	89.52%
FAMILY HEALTH CENTRE MEENACHIL	89.08%
FAMILY HEALTH CENTRE VELLAVOOR	88.44%
Family Health Centre Keralassery	88.08%
PRIMARY HEALTH CENTRE MULLANKOLLY	87.96%

Hospital	UHID Visit %
BLOCK FAMILY HEALTH CENTRE MARANCHERY	0.00%
COMMUNITY HEALTH CENTRE KURATHIKAD	0.00%
DISTRICT HOSPITAL WADAKKANCHERRY	0.00%
FAMILY HEALTH CENTRE AYMANAM	0.00%
FAMILY HEALTH CENTRE CHELLANAM	0.00%
FAMILY HEALTH CENTRE KARUKACHAL	0.00%
FAMILY HEALTH CENTRE KOODALI	0.00%
Family Health Centre Kottopadam	0.00%
FAMILY HEALTH CENTRE MEENADOM	0.00%
FAMILY HEALTH CENTRE NAYARAMBALM	0.00%
FAMILY HEALTH CENTRE PALLIKKARE	0.00%
FAMILY HEALTH CENTRE PERUVANNAMUZHI	0.00%
FAMILY HEALTH CENTRE VATTAMKULAM	0.00%
FAMILY HEALTH CENTRE VELI	0.00%
FAMILY HEALTH CENTRE VELUVANCODE	0.00%

3.3 e-Health Performance - Doctor Consultation

Consultation % is calculated as (Doctor Consultation / OP Visits) *100



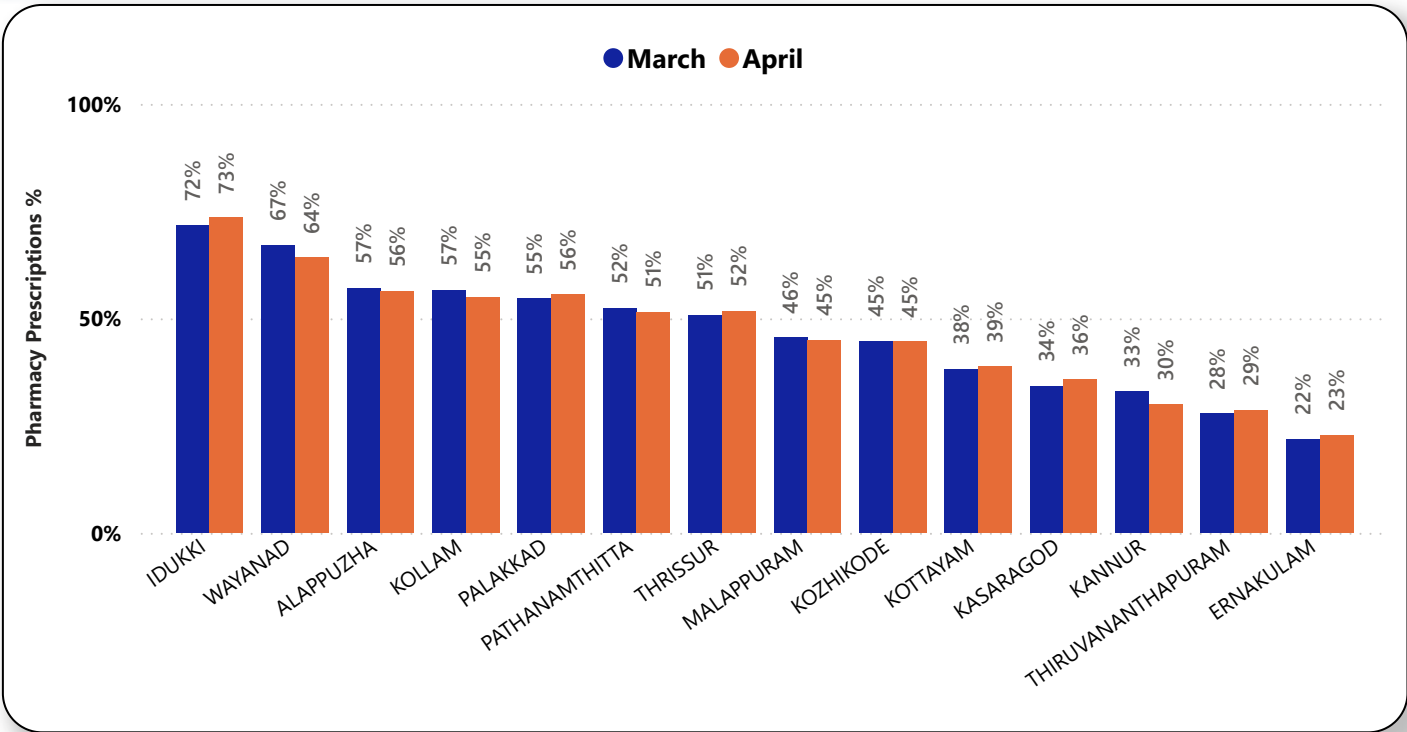
Doctor Consultation Percentage in all Institutions

Hospital	Doctor Consultation %
FAMILY HEALTH CENTRE ARIKKULAM	100.00%
FAMILY HEALTH CENTRE EZHUKONE PAVITHRESWARAM	100.00%
FAMILY HEALTH CENTRE KOIPURAM	100.00%
FAMILY HEALTH CENTRE KUMBADAJE	100.00%
FAMILY HEALTH CENTRE THOTTAPPALLY	100.00%
FAMILY HEALTH CENTRE UDAYANAPURAM	100.00%
URBAN HEALTH CENTRE MANNANTHALA	100.00%
FAMILY HEALTH CENTRE EROOR	99.97%
FAMILY HEALTH CENTRE ENGANDIYUR	99.96%
FAMILY HEALTH CENTRE KALLARA	99.94%
FAMILY HEALTH CENTRE POTHUKAL	99.93%
FAMILY HEALTH CENTRE CHELEMBRA	99.92%
FAMILY HEALTH CENTRE ENNAPPARA	99.91%
FAMILY HEALTH CENTRE THAIKKAD	99.91%

Hospital	Doctor Consultation %
A A RAHIM MEMORIAL DISTRICT HOSPITAL KOLLAM	0.00%
BLOCK FAMILY HEALTH CENTRE THIRUVALI	0.00%
COMMUNITY HEALTH CENTRE KODUVALLY	0.00%
COMMUNITY HEALTH CENTRE KURATHIKAD	0.00%
COMMUNITY HEALTH CENTRE MULLASSERY	0.00%
COMMUNITY HEALTH CENTRE POOTHOTTA	0.00%
COMMUNITY HEALTH CENTRE POOVAR	0.00%
COMMUNITY HEALTH CENTRE VALAYAM	0.00%
COMMUNITY HEALTH CENTRE VELLANAD	0.00%
DISRICT HOSPITAL CHENGANNUR	0.00%
DISRICT HOSPITAL KANNUR	0.00%

3.4 e-Health Performance - Pharmacy Usage

Pharmacy % is calculated as (Pharmacy Prescriptions/ Total OP Visits) *100



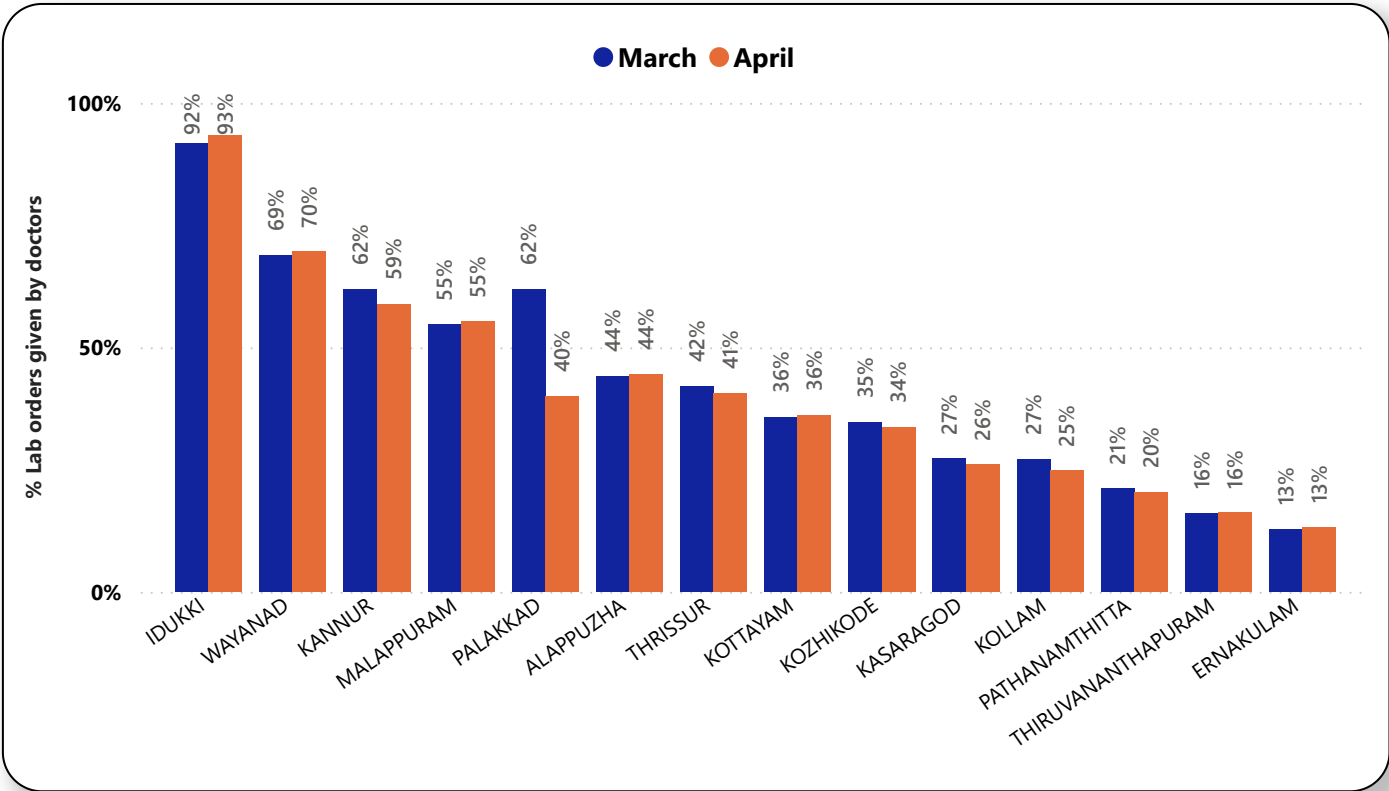
Pharmacy Usage in all Institutions

Hospital	Pharmacy Usage %
FAMILY HEALTH CENTRE BRAHMAMANGALAM	100.00%
FAMILY HEALTH CENTRE KALLARA	100.00%
FAMILY HEALTH CENTRE MOONNILAVU	100.00%
FAMILY HEALTH CENTRE PARAMPUZHA	100.00%
FAMILY HEALTH CENTRE SREENARAYANAPURAM	100.00%
FAMILY HEALTH CENTRE THOTTAPPALLY	100.00%
FAMILY HEALTH CENTRE UDAYANAPURAM	100.00%
FAMILY HEALTH CENTRE VELIYANNOOR	100.00%
FAMILY HEALTH CENTRE VELLAVOOR	100.00%
FAMILY HEALTH CENTRE PURAKKAD	99.84%
FAMILY HEALTH CENTRE MEZHUVELI	99.22%
FAMILY HEALTH CENTRE THAIKKAD	99.15%
FAMILY HEALTH CENTRE MANARCAD	98.97%
FAMILY HEALTH CENTRE PAIPPAD	98.81%
FAMILY HEALTH CENTRE VILVATTOM	98.62%

Hospital	Pharmacy Usage %
A A RAHIM MEMORIAL DISTRICT HOSPITAL KOLLAM	0.00%
BLOCK FAMILY HEALTH CENTRE THIRUVALI	0.00%
BLOCK FAMILY HEALTH CENTRE VETOM	0.00%
COMMUNITY HEALTH CENTRE PATTIAM	0.00%
COMMUNITY HEALTH CENTRE KODUVALLY	0.00%
COMMUNITY HEALTH CENTRE KURATHIKAD	0.00%
COMMUNITY HEALTH CENTRE MULLASSERY	0.00%
COMMUNITY HEALTH CENTRE POOTHOTTA	0.00%
COMMUNITY HEALTH CENTRE POOVAR	0.00%
COMMUNITY HEALTH CENTRE VALAYAM	0.00%
COMMUNITY HEALTH CENTRE VELLANAD	0.00%
DISRICT HOSPITAL CHENGANNUR	0.00%

3.5 e-Health Performance - Lab Usage

Lab % is calculated as (Lab orders given by doctors / Total Lab Orders) *100



Lab Usage in all Institutions

Hospital	Lab Usage %
ATTAPPADY TRIBAL TALUK SPECIALITY HOSPITAL	100.00%
BLOCK FAMILY HEALTH CENTRE CHERUVATHUR	100.00%
COMMUNITY HEALTH CENTRE ANCHUTHENGU	100.00%
COMMUNITY HEALTH CENTRE MUTHUKULAM	100.00%
DISTRICT HOSPITAL ALUVA	100.00%
DISTRICT HOSPITAL KANHANGAD	100.00%
DISTRICT HOSPITAL TIRUR	100.00%
EK NAYANAR MEMORIAL GOVT. WOMEN AND CHILDREN HOSPITAL MANGATTUPARAMBA	100.00%
FAMILY HEALTH CENTRE AJANUR	100.00%
FAMILY HEALTH CENTRE APPAPARA	100.00%
FAMILY HEALTH CENTRE AYYAMPUZHA	100.00%
FAMILY HEALTH CENTRE BEYPORE	100.00%

Hospital	Lab Usage %
A A RAHIM MEMORIAL DISTRICT HOSPITAL KOLLAM	0.00%
BLOCK FAMILY HEALTH CENTRE THIRUVALI	0.00%
CHEST DISEASES HOSPITAL PULAYANARKOTTAH	0.00%
COMMUNITY HEALTH CENTRE PATTIAM	0.00%
COMMUNITY HEALTH CENTRE CHERPU	0.00%
COMMUNITY HEALTH CENTRE KODUVALLY	0.00%
COMMUNITY HEALTH CENTRE KUMARAKOM	0.00%
COMMUNITY HEALTH CENTRE KURATHIKAD	0.00%
COMMUNITY HEALTH CENTRE MULLASSERY	0.00%
COMMUNITY HEALTH CENTRE PALODE	0.00%
COMMUNITY HEALTH CENTRE POOTHOTTA	0.00%
COMMUNITY HEALTH CENTRE POOVAR	0.00%
COMMUNITY HEALTH CENTRE VALAYAM	0.00%
COMMUNITY HEALTH CENTRE VELLANAD	0.00%

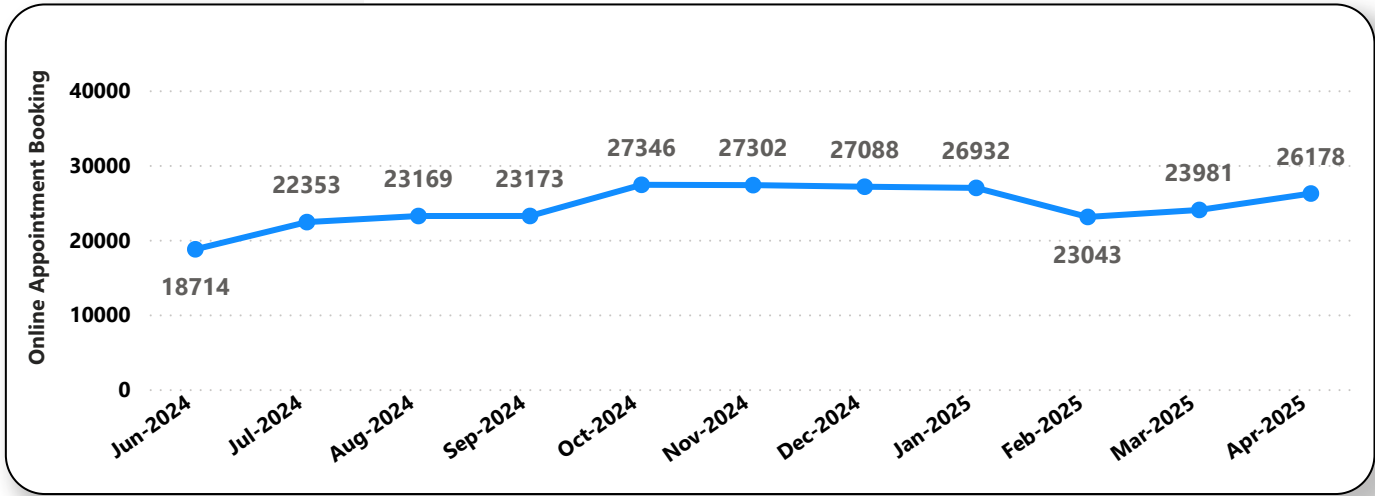
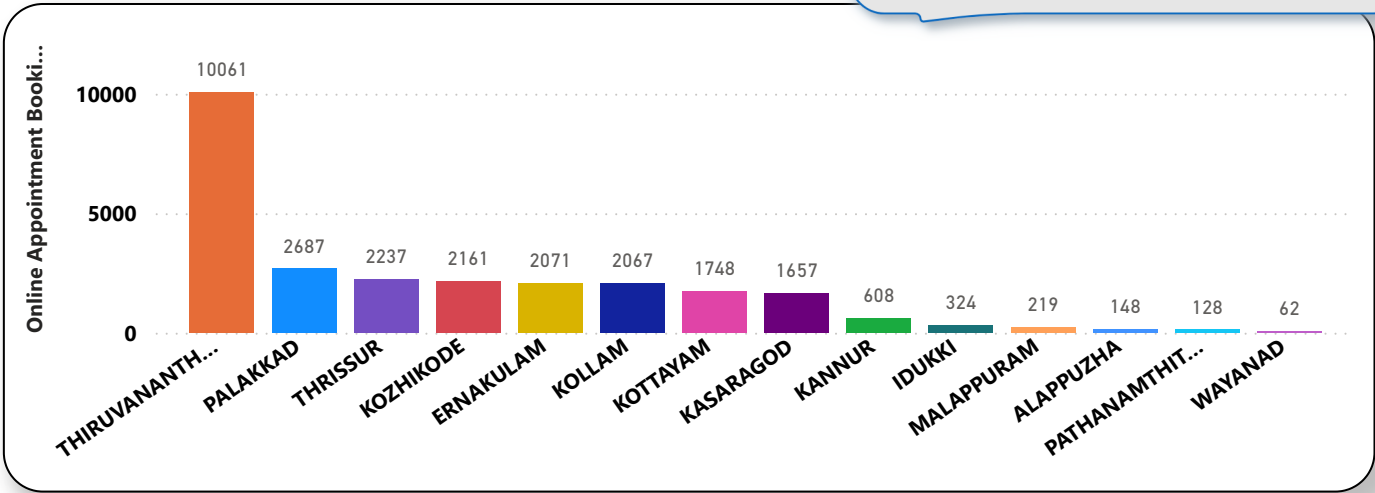
4. Status of Modules Usage in Hospitals

District wise status of live institutions and the count of various modules [Reception, OP Consultation, Lab, Pharmacy] started / functional.

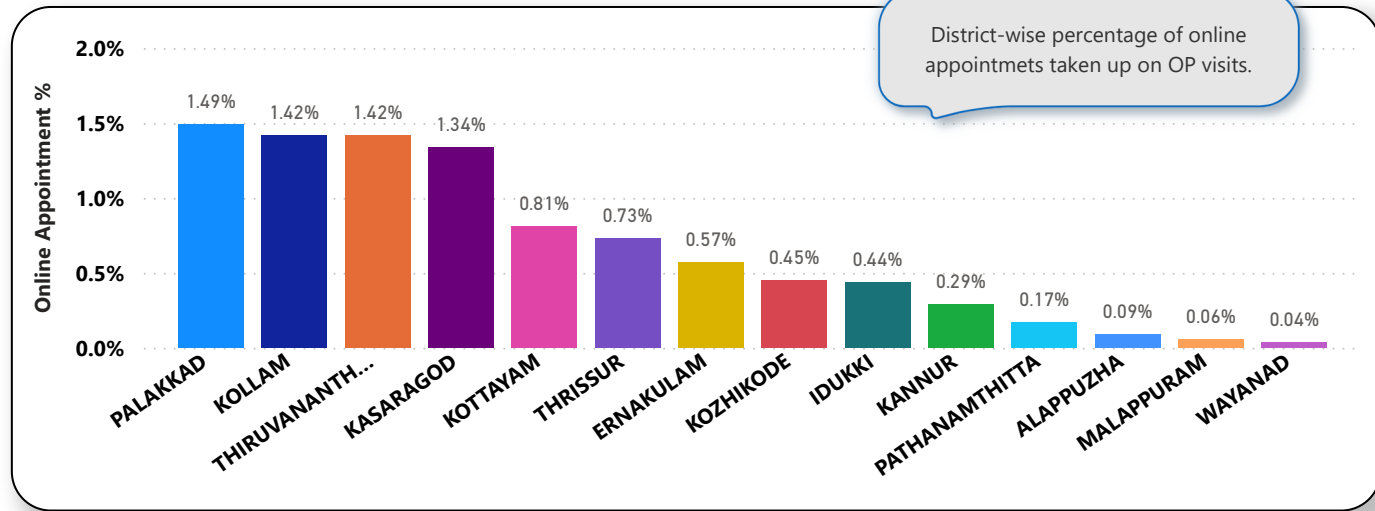
District	Live Institutions	Reception	Consultation	Pharmacy	Lab
THIRUVANANTHAPURAM	104	95 (91%)	88 (85%)	77 (74%)	79 (76%)
ERNAKULAM	81	68 (84%)	56 (69%)	38 (47%)	40 (49%)
THRISSUR	77	71 (92%)	68 (88%)	64 (83%)	64 (83%)
KOZHIKODE	64	61 (95%)	56 (88%)	52 (81%)	53 (83%)
MALAPPURAM	63	56 (89%)	53 (84%)	48 (76%)	45 (71%)
KANNUR	53	41 (77%)	35 (66%)	30 (57%)	27 (51%)
PALAKKAD	53	44 (83%)	43 (81%)	39 (74%)	40 (75%)
ALAPPUZHA	43	36 (84%)	35 (81%)	35 (81%)	29 (67%)
KOLLAM	42	32 (76%)	31 (74%)	31 (74%)	29 (69%)
KOTTAYAM	41	33 (80%)	33 (80%)	32 (78%)	28 (68%)
KASARAGOD	29	23 (79%)	22 (76%)	20 (69%)	17 (59%)
IDUKKI	27	23 (85%)	22 (81%)	22 (81%)	21 (78%)
WAYANAD	27	26 (96%)	24 (89%)	24 (89%)	22 (81%)
PATHANAMTHITTA	26	20 (77%)	17 (65%)	17 (65%)	17 (65%)
Total	730	629 (86%)	583 (80%)	529 (72%)	511 (70%)

5. 1 Online Appointment Booking in Hospitals (except Medical Colleges)

District-wise count of online appointments taken.



District-wise percentage of online appointments taken up on OP visits.



6. eHealth Performance - Reach

Reach indicates the percentage of population availing services through eHealth. The formula used to calculate is (Number of UHID registered / Population) * 100 %.

