

1. eHealth Kerala - Vital Statistics

Hospital Type	Live Institutions
Family Health Centre	507
Urban Primary Health Centre	88
Community Health Centre	50
Taluk Headquarters Hospital	49
Taluk Hospital	39
Primary Health Centre	19
Medical College Hospital	18
General Hospital	17
District Hospital	16
Specialty Hospital - Women Children	9
District TB Centre	3
Public Health Laboratory	3
Specialty Hospital	3
Empanelled Diagnostic Centre	1
Government Dispensary	1
Specialty Hospital - Pulmonary Medicine	1
Total	824

2. eHealth - District Ranking Matrix Based on Performance of all Institutions (except Medical Colleges)

The ranking matrix showcases the performance of districts in providing eHealth services through all institutions (excluding Medical Colleges) based on six different parameters.

These parameters include:

1. Percentage of institutions where the reception module is currently using.

2. Percentage of UHID Visits.

3. Percentage of Doctor Consultations.

4. Percentage of Pharmacy Prescriptions by doctors.

5. Percentage of lab orders through doctors.

6. Percentage of Live Institutions.

Weightage is assigned to the percentages calculated in intervals of 10. The rank is determined based on the sum of these weightages.

The top-performing districts should aim to maintain their positions, while the average and low-performing districts should strive to reach the 'top four' league.

The ranking matrix for the current month, August 2025, along with the previous two months, is provided in the table below.

District	June	July	August
ERNAKULAM	10	11	12
KASARAGOD	10	9	8
KANNUR	9	10	9
PATHANAMTHITTA	9	10	11
KOTTAYAM	8	8	9
THIRUVANANTHAPURAM	8	9	9
KOLLAM	7	9	10
MALAPPURAM	7	7	6
KOZHIKODE	6	6	7
ALAPPUZHA	5	5	5
THRISSUR	4	4	4
PALAKKAD	3	3	3
WAYANAD	2	2	2
IDUKKI	1	1	1

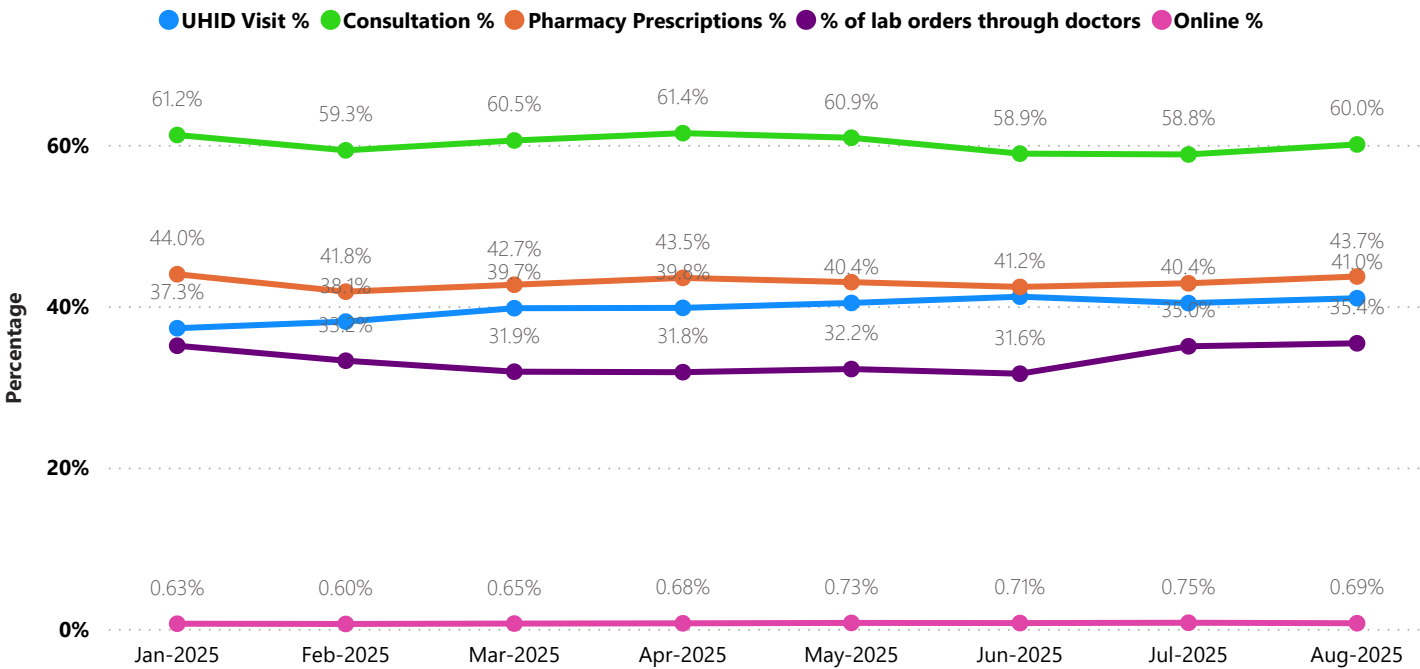
- Best performing

Average performing

Low performing

NB: Please note that institutions started via VPN are not considered in the rank and usage calculations.

3. eHealth - State Performance Trend (except Medical Colleges)



3. eHealth - Institution Level Ranking (except Medical Colleges)

Hospital	State Rank
FAMILY HEALTH CENTRE ARTHAT	1
FAMILY HEALTH CENTRE ENGANDIYUR	1
Family Health Centre Kavassery	1
FAMILY HEALTH CENTRE PURAKKAD	1
FAMILY HEALTH CENTRE THAIKKAD	1
FAMILY HEALTH CENTRE THOTTAPPALLY	1
FAMILY HEALTH CENTRE VAZHOOR	1
FAMILY HEALTH CENTRE CHETHALAYAM	2
FAMILY HEALTH CENTRE EZHUKONE	2
FAMILY HEALTH CENTRE KARTHIKAPPALLY	2
Family Health Centre Kizhakkencherry	2
FAMILY HEALTH CENTRE KURUPPANTHARA	2
family Health Centre Kuthanur	2
FAMILY HEALTH CENTRE MEENACHIL	2
FAMILY HEALTH CENTRE MOONNILAVU	2
Family Health Centre Ozhalapathy	2
FAMILY HEALTH CENTRE VETTAKKAL	2
FAMILY HEALTH CENTRE ARAKULAM	3
FAMILY HEALTH CENTRE ARATTUPUZHA	3
FAMILY HEALTH CENTRE AROOR	3
FAMILY HEALTH CENTRE CHERUTHANA	3
FAMILY HEALTH CENTRE CHERUVATTOOR	3
FAMILY HEALTH CENTRE EDAVILANGU	3
FAMILY HEALTH CENTRE ENNAPPARA	3
FAMILY HEALTH CENTRE EZHUKONE PAVITHRESWARAM	3
FAMILY HEALTH CENTRE KARIMKUNNAM	3
FAMILY HEALTH CENTRE KUDAYATHUR	3
FAMILY HEALTH CENTRE KUMBADAJE	3
FAMILY HEALTH CENTRE PONMALA	3
FAMILY HEALTH CENTRE POOMANGALAM	3
FAMILY HEALTH CENTRE PULIKKAL	3
FAMILY HEALTH CENTRE PUNNAPRA NORTH	3
FAMILY HEALTH CENTRE SREENARAYANAPURAM	3
FAMILY HEALTH CENTRE THIRUNAVAYA	3
FAMILY HEALTH CENTRE UDAYAGIRI	3
Family Health Centre Vaniyamkulam	3
FAMILY HEALTH CENTRE VEERANAKAVU	3

Hospital	State Rank
BLOCK FAMILY HEALTH CENTRE CHUNGATHARA	47
COMMUNITY HEALTH CENTRE KOOTTUMUGHAM	47
COMMUNITY HEALTH CENTRE PURATHUR	47
DISTRICT TB CENTRE MANJERI MALAPPURAM	47
FAMILY HEALTH CENTRE ALAPPAD	47
FAMILY HEALTH CENTRE BISON VALLEY	47
FAMILY HEALTH CENTRE CHELLANAM	47
FAMILY HEALTH CENTRE CHERANELLOORE	47
FAMILY HEALTH CENTRE KALLIASSERY	47
FAMILY HEALTH CENTRE KARUKACHAL	47
FAMILY HEALTH CENTRE KOODALI	47
Family Health Centre Kottopadam	47
FAMILY HEALTH CENTRE MEENADOM	47
FAMILY HEALTH CENTRE MOOTHEDAM	47
FAMILY HEALTH CENTRE OZHUR	47
FAMILY HEALTH CENTRE PALAPPETTY	47
FAMILY HEALTH CENTRE PANJAL	47
FAMILY HEALTH CENTRE POZHUTHANA	47
FAMILY HEALTH CENTRE TRIPPANGOTTOOR	47
Family Health Centre Vadavannur	47
FAMILY HEALTH CENTRE VALIYAPARAMABA	47
FAMILY HEALTH CENTRE VALLATHOL NAGAR	47
URBAN FAMILY HEALTH CENTRE KINASSERY	47
URBAN PRIMARY HEALTH CENTRE MUNDAKKAL	47
COMMUNITY HEALTH CENTRE KARUVARAKUNDU	46
COMMUNITY HEALTH CENTRE KUMARAKOM	46
FAMILY HEALTH CENTRE IRIMBILIYAM	46
BLOCK FAMILY HEALTH CENTRE VENGARA	45
FAMILY HEALTH CENTRE KRISHNAPURAM	45
FAMILY HEALTH CENTRE NAYARAMBALM	45
Family Health Centre Pattithara	45
FAMILY HEALTH CENTRE THIRUVANKULAM	45
URBAN HEALTH AND WELLNESS CENTRE PATTARAKKA	45
URBAN PRIMARY HEALTH CENTRE PUNALUR	45
FAMILY HEALTH CENTRE MUTHUVALLUR VILAYIL	44
BLOCK FAMILY HEALTH CENTRE THIRUVALI	43
URBAN PRIMARY HEALTH CENTRE VENNALA	43

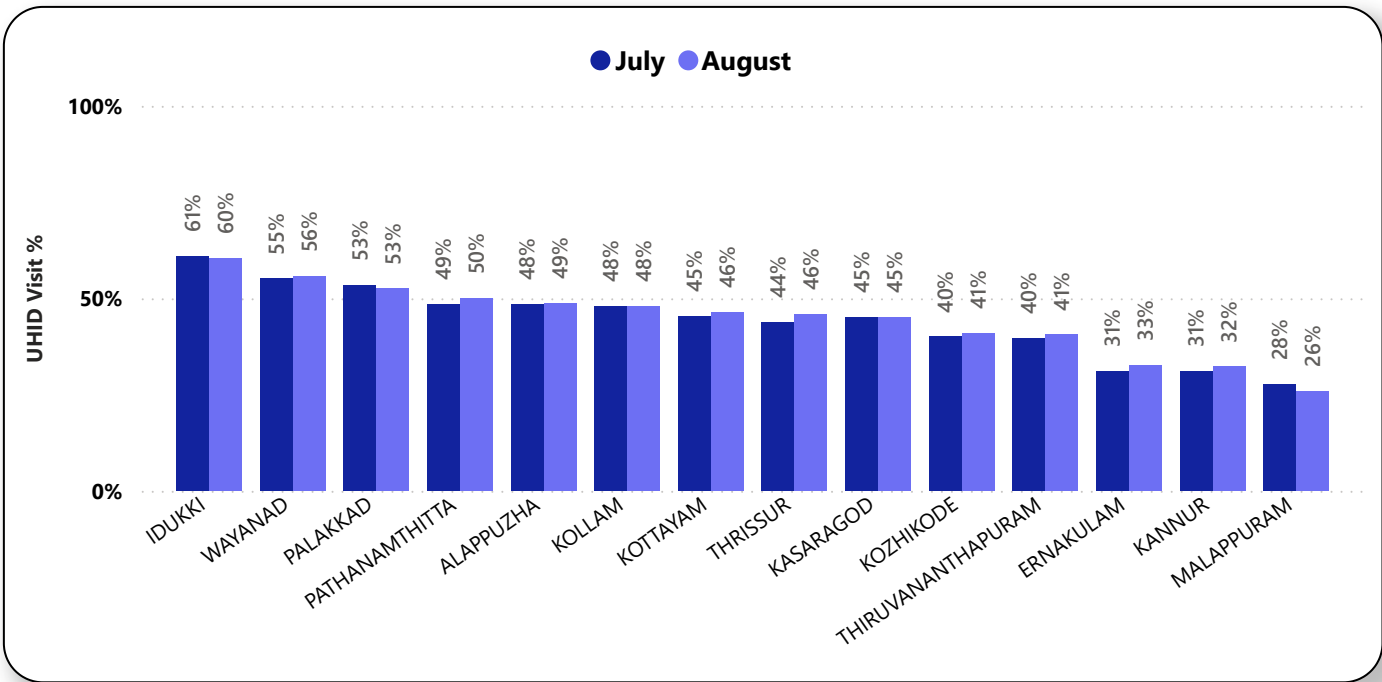
3.1 eHealth Performance - Reception Module

Reception Module is considered to be functional in an institution only if the number of total visits for the month is of minimum 500. The live institution count excludes CCRC and PH labs.

District	Live Institutions	Institutions with Reception	% of institutions with Reception
PATHANAMTHITTA	24	24	100%
ALAPPUZHA	38	37	97%
WAYANAD	28	27	96%
THIRUVANANTHAPURAM	105	101	96%
IDUKKI	23	22	96%
KOZHIKODE	63	60	95%
THRISSUR	71	67	94%
KOTTAYAM	38	35	92%
PALAKKAD	47	43	91%
KASARAGOD	26	23	88%
ERNAKULAM	80	70	88%
KANNUR	46	40	87%
KOLLAM	34	29	85%
MALAPPURAM	77	61	79%
Total	700	639	91%

3.2 e-Health Performance - UHID Visits

UHID Visit % is calculated as (UHID Visits / Total Visit ) \*100



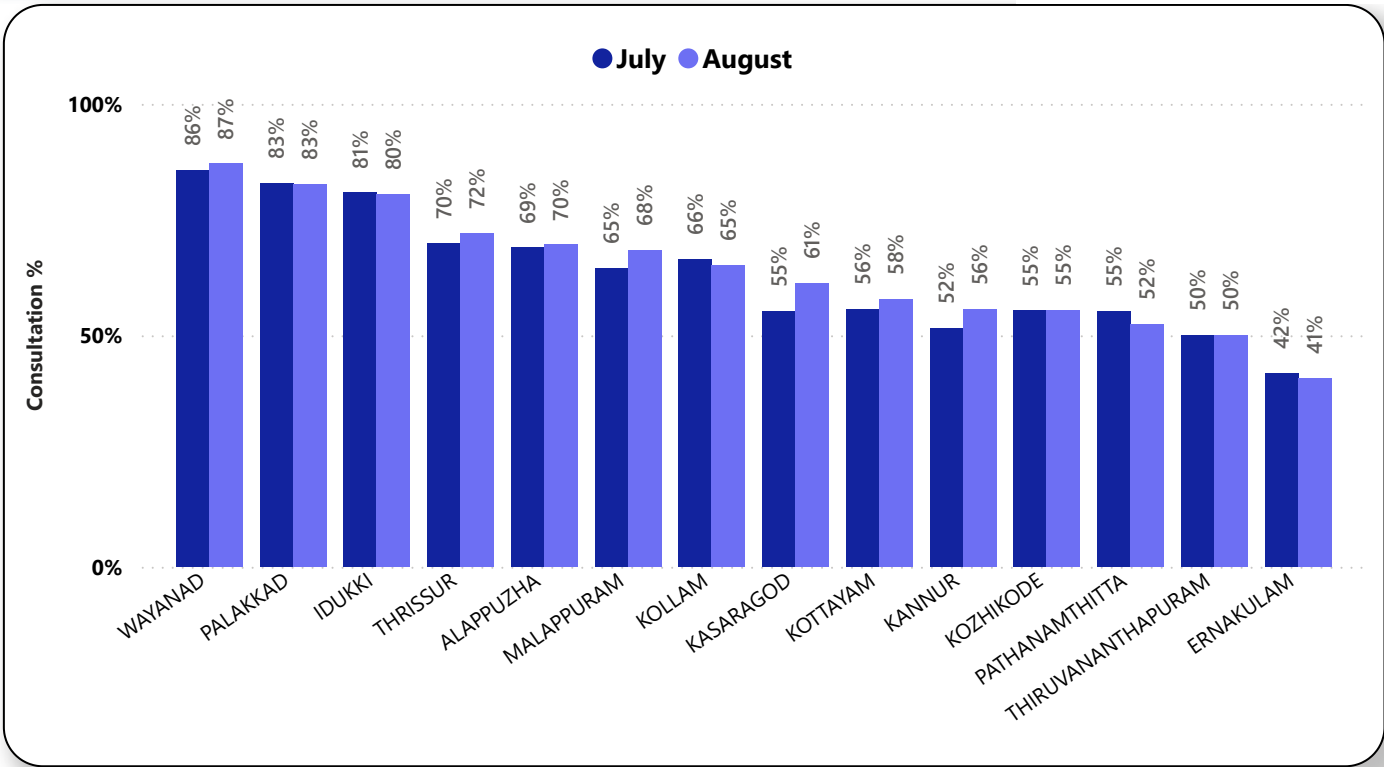
Institutions based on UHID Visits

Hospital	UHID Visit %
FAMILY HEALTH CENTRE THOTTAPPALLY	100.00%
FAMILY HEALTH CENTRE PURAKKAD	99.87%
FAMILY HEALTH CENTRE VAZHOOR	99.83%
Family Health Centre Anakkatty	99.48%
Family Health Centre Kavassery	97.16%
FAMILY HEALTH CENTRE ANAKUDY	96.68%
FAMILY HEALTH CENTRE THAIKKAD	93.57%
FAMILY HEALTH CENTRE ARTHAT	92.82%
FAMILY HEALTH CENTRE MUNAMBAM	91.15%
FAMILY HEALTH CENTRE ENGANDIYUR	90.41%
FAMILY HEALTH CENTRE UMMANNOOR	90.11%
PRIMARY HEALTH CENTRE MULLANKOLLY	90.10%
FAMILY HEALTH CENTRE WEST KALLADA	89.34%
FAMILY HEALTH CENTRE VETTAKKAL	89.30%
FAMILY HEALTH CENTRE CHERUVATTOOR	88.87%
Family Health Centre Keralassery	88.44%
FAMILY HEALTH CENTRE ENNAPPARA	88.40%

Hospital	UHID Visit %
COMMUNITY HEALTH CENTRE KOOTTUMUGHAM	0.00%
DISTRICT TB CENTRE MANJERI MALAPPURAM	0.00%
FAMILY HEALTH CENTRE ALAPPAD	0.00%
FAMILY HEALTH CENTRE BISON VALLEY	0.00%
FAMILY HEALTH CENTRE CHELLANAM	0.00%
FAMILY HEALTH CENTRE CHERANELLOORE	0.00%
FAMILY HEALTH CENTRE KALLIASSERY	0.00%
FAMILY HEALTH CENTRE KARUKACHAL	0.00%
FAMILY HEALTH CENTRE KOODALI	0.00%
Family Health Centre Kottopadam	0.00%
FAMILY HEALTH CENTRE MEENADOM	0.00%
FAMILY HEALTH CENTRE PALAPPETTY	0.00%
FAMILY HEALTH CENTRE PANJAL	0.00%
FAMILY HEALTH CENTRE POZHUTHANA	0.00%
FAMILY HEALTH CENTRE TRIPPANGOTTOOR	0.00%

3.3 e-Health Performance - Doctor Consultation

Consultation % is calculated as (Doctor Consultation / OP Visits ) \*100



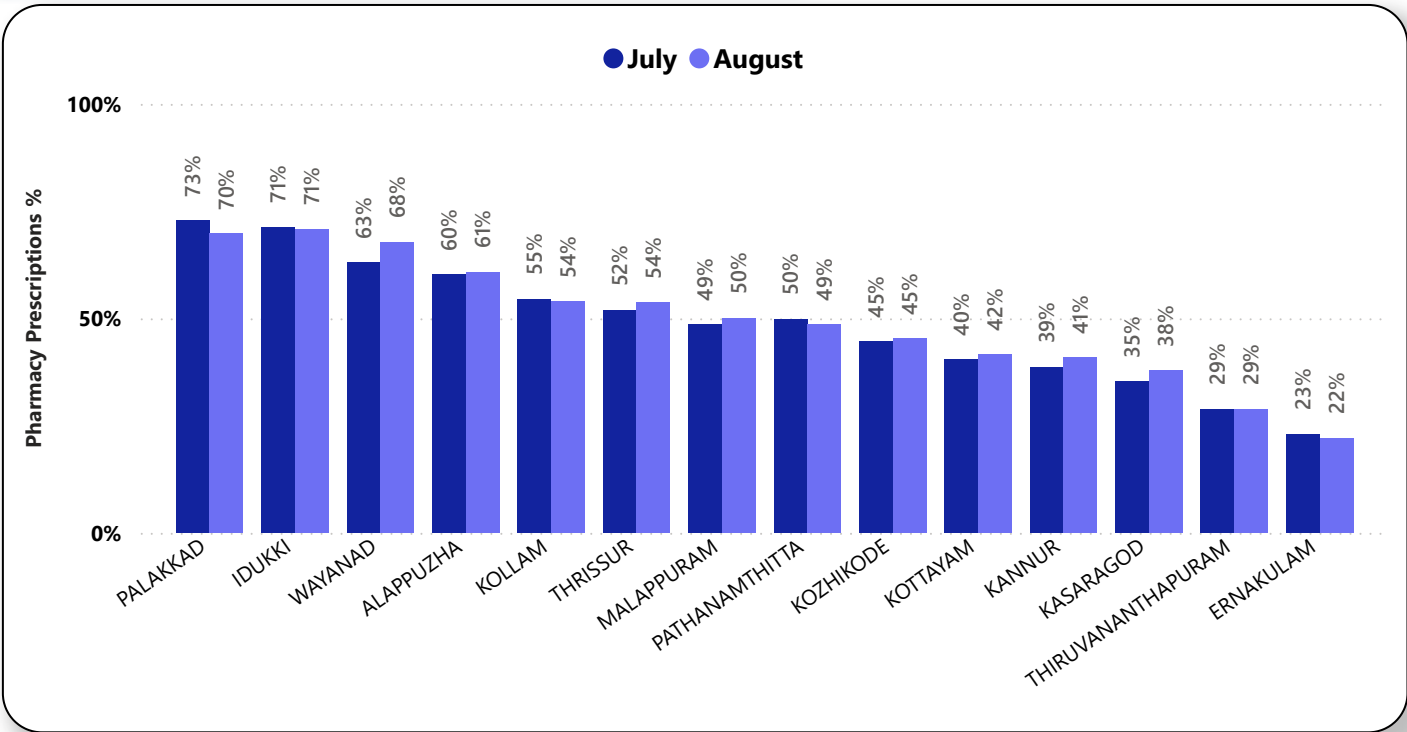
Doctor Consultation Percentage in all Institutions

Hospital	Doctor Consultation %
FAMILY HEALTH CENTRE EROOR	100.00%
FAMILY HEALTH CENTRE KUMBADAJE	100.00%
FAMILY HEALTH CENTRE PALLITHODU	100.00%
Family Health Centre Sreekrishnapuram	100.00%
FAMILY HEALTH CENTRE THRIKKUR	99.97%
FAMILY HEALTH CENTRE CHIRAKKAL	99.96%
FAMILY HEALTH CENTRE POTHUKAL	99.96%
FAMILY HEALTH CENTRE ARTHAT	99.95%
Family Health Centre Mathur	99.93%
FAMILY HEALTH CENTRE THOTTAPPALLY	99.93%
FAMILY HEALTH CENTRE VENGAPALLY	99.93%
FAMILY HEALTH CENTRE ALAKODE	99.91%
FAMILY HEALTH CENTRE AMACHAL NEW	99.91%
FAMILY HEALTH CENTRE KALLIKKAD NEW	99.91%

Hospital	Doctor Consultation %
BLOCK FAMILY HEALTH CENTRE CHUNGATHARA	0.00%
BLOCK FAMILY HEALTH CENTRE PERIYE	0.00%
BLOCK FAMILY HEALTH CENTRE THIRUVALI	0.00%
BLOCK FAMILY HEALTH CENTRE VENGARA	0.00%
COMMUNITY HEALTH CENTRE ANCHUTHENGU	0.00%
COMMUNITY HEALTH CENTRE KARUVARAKUNDU	0.00%
COMMUNITY HEALTH CENTRE KODUVALLY	0.00%
COMMUNITY HEALTH CENTRE KOOTTUMUGHAM	0.00%
COMMUNITY HEALTH CENTRE MEENANGADI	0.00%
COMMUNITY HEALTH CENTRE PIRATHUR	0.00%

3.4 e-Health Performance - Pharmacy Usage

Pharmacy % is calculated as (Pharmacy Prescriptions/ Total OP Visits ) \*100



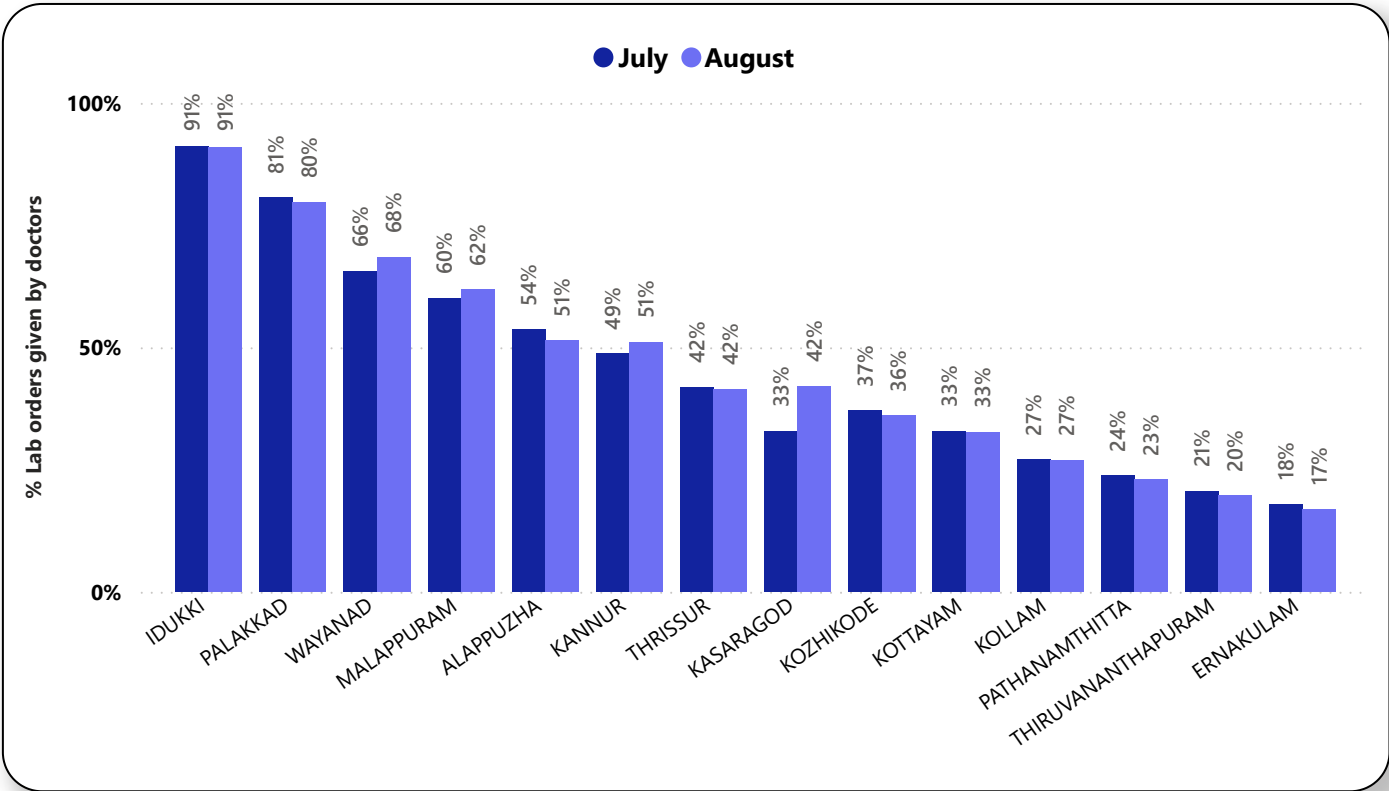
Pharmacy Usage in all Institutions

Hospital	Pharmacy Usage %
FAMILY HEALTH CENTRE BRAHMAMANGALAM	100.00%
FAMILY HEALTH CENTRE MEZHUVELI	100.00%
FAMILY HEALTH CENTRE PAIPPAD	100.00%
FAMILY HEALTH CENTRE PANACHIKKADU	100.00%
FAMILY HEALTH CENTRE PARAMPUZHA	100.00%
FAMILY HEALTH CENTRE THOTTAPPALLY	100.00%
FAMILY HEALTH CENTRE VELLAVOOR	100.00%
FAMILY HEALTH CENTRE MOONNILAVU	99.77%
FAMILY HEALTH CENTRE VELIYANNOOR	98.59%
FAMILY HEALTH CENTRE ARTHAT	98.33%
FAMILY HEALTH CENTRE PURAKKAD	98.18%
FAMILY HEALTH CENTRE THIRUNAVAYA	97.55%
FAMILY HEALTH CENTRE UDAYANAPURAM	97.31%
FAMILY HEALTH CENTRE SREENARAYANAPURAM	96.51%
FAMILY HEALTH CENTRE KALLARA	96.50%

Hospital	Pharmacy Usage %
BLOCK FAMILY HEALTH CENTRE CHUNGATHARA	0.00%
BLOCK FAMILY HEALTH CENTRE MARANCHERY	0.00%
BLOCK FAMILY HEALTH CENTRE PERIYE	0.00%
BLOCK FAMILY HEALTH CENTRE THIRUVALI	0.00%
BLOCK FAMILY HEALTH CENTRE VENGARA	0.00%
BLOCK FAMILY HEALTH CENTRE VETOM	0.00%
COMMUNITY HEALTH CENTRE PATTIAM	0.00%
COMMUNITY HEALTH CENTRE ANCHUTHENGU	0.00%
COMMUNITY HEALTH CENTRE KARUVARAKUNDU	0.00%
COMMUNITY HEALTH CENTRE KODUVALLY	0.00%
COMMUNITY HEALTH CENTRE KOOTTUMUGHAM	0.00%
COMMUNITY HEALTH CENTRE	0.00%

3.5 e-Health Performance - Lab Usage

Lab % is calculated as (Lab orders given by doctors / Total Lab Orders ) \*100



Lab Usage in all Institutions

Hospital	Lab Usage %
ATTAPPADY TRIBAL TALUK SPECIALITY HOSPITAL	100.00%
BLOCK FAMILY HEALTH CENTRE VATANAPPALLY	100.00%
COMMUNITY HEALTH CENTRE PATTIAM	100.00%
Community Health Centre Kongad	100.00%
COMMUNITY HEALTH CENTRE MUTHUKULAM	100.00%
COMMUNITY HEALTH CENTRE PALODE	100.00%
DISTRICT HOSPITAL ALUVA	100.00%
DISTRICT HOSPITAL KANHANGAD	100.00%
DISTRICT HOSPITAL TIRUR	100.00%
DISTRICT TB CENTRE ALAPPUZHA	100.00%
DISTRICT TB CENTRE THIRUVANANTHAPURAM	100.00%
EK NAYANAR MEMORIAL GOVT WOMEN AND CHILDREN HOSPITAL MANGATTUPARAMBA	100.00%

Hospital	Lab Usage %
BLOCK FAMILY HEALTH CENTRE CHUNGATHARA	0.00%
BLOCK FAMILY HEALTH CENTRE PERIYE	0.00%
BLOCK FAMILY HEALTH CENTRE THIRUVALI	0.00%
BLOCK FAMILY HEALTH CENTRE VENGARA	0.00%
COMMUNITY HEALTH CENTRE ANCHUTHENGU	0.00%
COMMUNITY HEALTH CENTRE KALLARA	0.00%
COMMUNITY HEALTH CENTRE KARUVARAKUNDU	0.00%
COMMUNITY HEALTH CENTRE KODUVALLY	0.00%
COMMUNITY HEALTH CENTRE KOOTTUMUGHAM	0.00%
COMMUNITY HEALTH CENTRE KUMARAKOM	0.00%
COMMUNITY HEALTH CENTRE MEENANGADI	0.00%
COMMUNITY HEALTH CENTRE POOTHOTTA	0.00%

Non-EHealth Institutions Started

District	Hospital Type	Hospital Name	Reception/Advance Appointment
KOLLAM	Specialty Hospital - Women Children	WOMEN AND CHILDREN HOSPITAL KOLLAM VICTORIA	48
THIRUVANANTHA PURAM	Urban Primary Health Centre	URBAN PRIMARY HEALTH CENTRE VETTUKADU	3714
ERNAKULAM	Urban Primary Health Centre	URBAN PRIMARY HEALTH CENTRE VENNALA	20
PALAKKAD	Urban Primary Health Centre	Urban Primary Health Centre Vennakkara	2514
WAYANAD	Urban Primary Health Centre	URBAN PRIMARY HEALTH CENTRE VENGOOR	2372
KOTTAYAM	Urban Primary Health Centre	URBAN PRIMARY HEALTH CENTRE VELOOR	2508
MALAPPURAM	Urban Primary Health Centre	URBAN PRIMARY HEALTH CENTRE VALANCHERY	2346
KOLLAM	Urban Primary Health Centre	URBAN PRIMARY HEALTH CENTRE VAADI	805
MALAPPURAM	Urban Primary Health Centre	URBAN PRIMARY HEALTH CENTRE TIRURANGADI	1543
MALAPPURAM	Urban Primary Health Centre	URBAN PRIMARY HEALTH CENTRE TIRUR	2163
ALAPPUZHA	Urban Primary Health Centre	URBAN PRIMARY HEALTH CENTRE THONDANKULANGARA	2167
MALAPPURAM	Urban Primary Health Centre	URBAN PRIMARY HEALTH CENTRE TANUR	3094
PALAKKAD	Urban Primary Health Centre	Urban Primary Health Centre South Panamanna	2196
THIRUVANANTHA PURAM	Urban Primary Health Centre	URBAN PRIMARY HEALTH CENTRE RAJAJI NAGAR	2362
KOLLAM	Urban Primary Health Centre	URBAN PRIMARY HEALTH CENTRE PUNALUR	223
ERNAKULAM	Urban Primary Health Centre	URBAN PRIMARY HEALTH CENTRE PONNURUNNI	12
MALAPPURAM	Urban Primary Health Centre	URBAN PRIMARY HEALTH CENTRE PONNANI	1437
MALAPPURAM	Urban Primary Health Centre	URBAN PRIMARY HEALTH CENTRE PARAPPANANGADI	1588
MALAPPURAM	Urban Primary Health Centre	URBAN PRIMARY HEALTH CENTRE PANAKKAD	1377
THIRUVANANTHA PURAM	Urban Primary Health Centre	URBAN PRIMARY HEALTH CENTRE PALKULANGARA	2187
ALAPPUZHA	Urban Primary Health Centre	URBAN PRIMARY HEALTH CENTRE NEHRUTROPHY	1066
THIRUVANANTHA PURAM	Urban Primary Health Centre	URBAN PRIMARY HEALTH CENTRE NANTHANCODE	2528
MALAPPURAM	Urban Primary Health Centre	URBAN PRIMARY HEALTH CENTRE MUSLIYARANGADI	2578
ALAPPUZHA	Urban Primary Health Centre	URBAN PRIMARY HEALTH CENTRE MANGALAM	2138
ERNAKULAM	Urban Primary Health Centre	URBAN PRIMARY HEALTH CENTRE KUTHAPADY	41
THIRUVANANTHA PURAM	Urban Primary Health Centre	URBAN PRIMARY HEALTH CENTRE KOVALAM	2300
MALAPPURAM	Urban Primary Health Centre	URBAN PRIMARY HEALTH CENTRE KOTTAKKAL	2629
ALAPPUZHA	Urban Primary Health Centre	URBAN PRIMARY HEALTH CENTRE KARUVA	2385
THIRUVANANTHA PURAM	Urban Primary Health Centre	URBAN PRIMARY HEALTH CENTRE KANNAMMOOLA	1845
ERNAKULAM	Urban Primary Health Centre	URBAN PRIMARY HEALTH CENTRE KALOOR	1449
THIRUVANANTHA PURAM	Urban Primary Health Centre	URBAN PRIMARY HEALTH CENTRE KALIDANKULAM	2066
Total			3759

Non-EHealth Institutions Started

District	Hospital Type	Hospital Name	Reception/Advance Appointment
KOTTAYAM	General Hospital	TALUK HEADQUARTERS HOSPITAL CHANGANACHERRY	38045
PATHANAMTHITTA	District Hospital	DISTRICT HOSPITAL KOZHENCHERRY	27757
THIRUVANANTHAPURAM	Taluk Hospital	TALUK HOSPITAL ATTINGAL	25949
KOZHIKODE	Taluk Hospital	TALUK HOSPITAL BALUSSERY	23826
MALAPPURAM	Taluk Hospital	TALUK HOSPITAL WANDOOOR	22768
ALAPPUZHA	Taluk Headquarters Hospital	TALUK HEADQUARTERS HOSPITAL CHERTHALA	19120
KANNUR	Taluk Hospital	TALUK HOSPITAL PAYYANNUR	15907
WAYANAD	Taluk Headquarters Hospital	TALUK HEAD QUARTERS HOSPITAL VYTHIRI	15693
KASARAGOD	Taluk Hospital	TALUK HOSPITAL TRIKARIPUR	12824
KASARAGOD	Community Health Centre	BLOCK FAMILY HEALTH CENTRE PERIYE	12544
MALAPPURAM	Taluk Headquarters Hospital	TALUK HEAD QUARTERS HOSPITAL KONDOTTY	12514
WAYANAD	Community Health Centre	COMMUNITY HEALTH CENTRE MEENANGADI	11139
KASARAGOD	Taluk Headquarters Hospital	TALUK HEAD QUARTERS HOSPITAL NILESHWAR	11085
KASARAGOD	Taluk Headquarters Hospital	TALUK HEAD QUARTERS HOSPITAL MANGALPADY	7839
KOZHIKODE	Community Health Centre	COMMUNITY HEALTH CENTRE OLAVANNA	7454
KOLLAM	Community Health Centre	COMMUNITY HEALTH CENTRE VELINALLOOR	5418
KASARAGOD	Taluk Headquarters Hospital	TALUK HEAD QUARTERS HOSPITAL VELLARIKUNDU POODAMKALLU	4972
MALAPPURAM	District Hospital	DISTRICT HOSPITAL PERINTHALMANNA	4646
THIRUVANANTHAPURAM	Urban Primary Health Centre	URBAN PRIMARY HEALTH CENTRE KALIPPANKULAM	3966
THIRUVANANTHAPURAM	Taluk Headquarters Hospital	TALUK HEAD QUARTERS HOSPITAL PARASSALA	3818
THIRUVANANTHAPURAM	Urban Primary Health Centre	URBAN PRIMARY HEALTH CENTRE VETTUKADU	3714
WAYANAD	Family Health Centre	FAMILY HEALTH CENTRE MOOPPAINAD	3640
THIRUVANANTHAPURAM	Family Health Centre	FAMILY HEALTH CENTRE CHETTIVILAKAM	3523
ALAPPUZHA	Family Health Centre	FAMILY HEALTH CENTRE VALLIKUNNAM	3329
MALAPPURAM	Urban Primary Health Centre	URBAN PRIMARY HEALTH CENTRE TANUR	3094
THIRUVANANTHAPURAM	Urban Primary Health Centre	URBAN PRIMARY HEALTH CENTRE BEEMAPALLY	3048
PATHANAMTHITTA	Urban Primary Health Centre	URBAN FAMILY HEALTH CENTRE KUMBAZHA	2708
MALAPPURAM	Urban Primary Health Centre	URBAN PRIMARY HEALTH CENTRE KOTTAYAM	2629

Total

375915

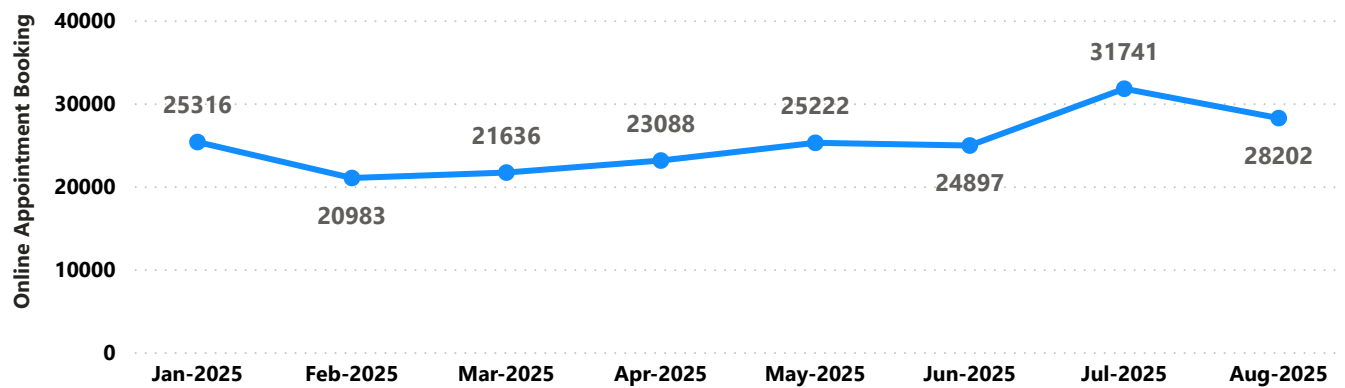
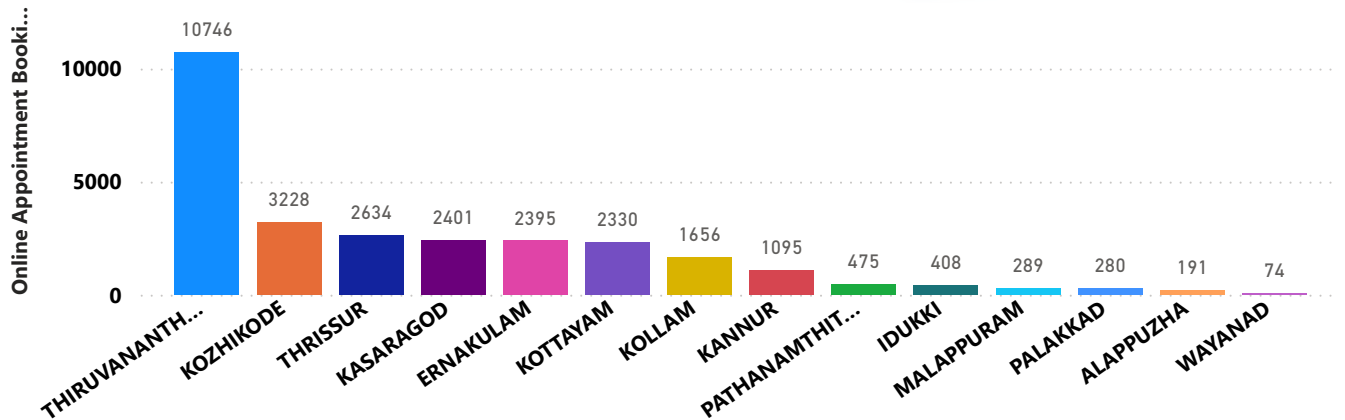
4. Status of Modules Usage in Hospitals

District wise status of live institutions and the count of various modules [Reception, OP Consultation, Lab, Pharmacy] started / functional.

District	Live Institutions	Reception	Consultation	Pharmacy	Lab
THIRUVANANTHAPURAM	105	101 (96%)	90 (86%)	77 (73%)	78 (74%)
ERNAKULAM	80	70 (88%)	56 (70%)	40 (50%)	42 (53%)
MALAPPURAM	77	61 (79%)	59 (77%)	52 (68%)	42 (55%)
THRISSUR	71	67 (94%)	65 (92%)	62 (87%)	61 (86%)
KOZHIKODE	63	60 (95%)	54 (86%)	52 (83%)	53 (84%)
PALAKKAD	47	43 (91%)	41 (87%)	37 (79%)	37 (79%)
KANNUR	46	40 (87%)	35 (76%)	32 (70%)	29 (63%)
ALAPPUZHA	38	37 (97%)	36 (95%)	35 (92%)	34 (89%)
KOTTAYAM	38	35 (92%)	34 (89%)	32 (84%)	29 (76%)
KOLLAM	34	29 (85%)	28 (82%)	28 (82%)	26 (76%)
WAYANAD	28	27 (96%)	24 (86%)	23 (82%)	23 (82%)
KASARAGOD	26	23 (88%)	21 (81%)	19 (73%)	17 (65%)
PATHANAMTHITTA	24	24 (100%)	17 (71%)	17 (71%)	17 (71%)
IDUKKI	23	22 (96%)	21 (91%)	21 (91%)	19 (83%)
Total	700	639 (91%)	581 (83%)	527 (75%)	507 (72%)

5. 1 Online Appointment Booking in Hospitals (except Medical Colleges)

District-wise count of online appointments taken.



District-wise percentage of online appointments taken up on OP visits.

