

1. eHealth Kerala - Vital Statistics

Hospital Type	Live Institutions
Family Health Centre	529
Urban Health Wellness Centre	167
Urban Primary Health Centre	99
Community Health Centre	60
Taluk Headquarters Hospital	49
Taluk Hospital	38
Primary Health Centre	28
Block Family Health Centre	22
Medical College Hospital	19
General Hospital	17
District Hospital	16
Specialty Hospital - Women Children	9
District TB Centre	4
Specialty Hospital	4
Public Health Laboratory	3
Empanelled Diagnostic Centre	1
Government Dispensary	1
Specialty Hospital - Child Development	1
Specialty Hospital - Pulmonary Medicine	1
Urban Community Health Centre	1
Urban Health Centre	1
Total	1070

2. Highlights



1. eHealth services were rolled out in 33 new institutions during December 2025. Of these, 30 institutions initiated only Reception and Advance Appointment services in the same month
2. In December, out of 1,046 institutions, 706 institutions provided all eHealth services, while 340 institutions offered only Reception and Advance Appointment services.
3. Idukki continues to be the top-ranked district in eHealth service delivery across all DHS and NHM institutions, excluding those that provide only Reception and Advance Appointment services. Wayanad has consistently held the second position for the past three months.
4. Idukki district recorded the highest percentage of UHID visits (71%), followed by Wayanad (62%).
5. The highest percentage of doctor consultations was recorded in Idukki (97%), followed closely by Wayanad (97%).
6. Pharmacy usage was highest in Idukki district (87%), followed by Wayanad (75%).
7. Kasaragod district ranks first in the district-wise percentage of online OP appointments, followed by Palakkad and Thiruvananthapuram..



1. Ernakulam district ranks last in eHealth service delivery across all DHS and NHM institutions, excluding those that offer only Reception and Advance Appointment services.
2. The lowest percentage of UHID visits was recorded in Malappuram district (32%), followed by Kannur (36%).
3. Ernakulam district recorded the lowest percentage of doctor consultations (50%), followed by Thiruvananthapuram (51%).
4. The lowest pharmacy usage was recorded in Thiruvananthapuram district (31%), followed by Ernakulam district (34%).
5. Wayanad district ranks last in the district-wise percentage of online OP appointments, followed by Idukki.
6. Out of 706 DHS and NHM institutions providing all services, 678 institutions have started using the Reception module, and 630 institutions have also started using the Consultation module.

2. eHealth - District Ranking Matrix Based on Performance of all Institutions (except Medical Colleges)

The ranking matrix showcases the performance of districts in providing eHealth services through all institutions (excluding Medical Colleges) based on six different parameters.

These parameters include:

1. Percentage of institutions where the reception module is currently being used (except institution started with VPN)

2. Percentage of UHID Visits.

3. Percentage of Doctor Consultations.

4. Percentage of Pharmacy Prescriptions by doctors.

5. Percentage of lab orders by doctors.

6. Percentage of Live Institutions.

Weightage is assigned to the percentages calculated in intervals of 10. The rank is determined based on the sum of these weightages.

The top-performing districts should aim to maintain their positions, while the average and low-performing districts should strive to reach the 'top four' league.

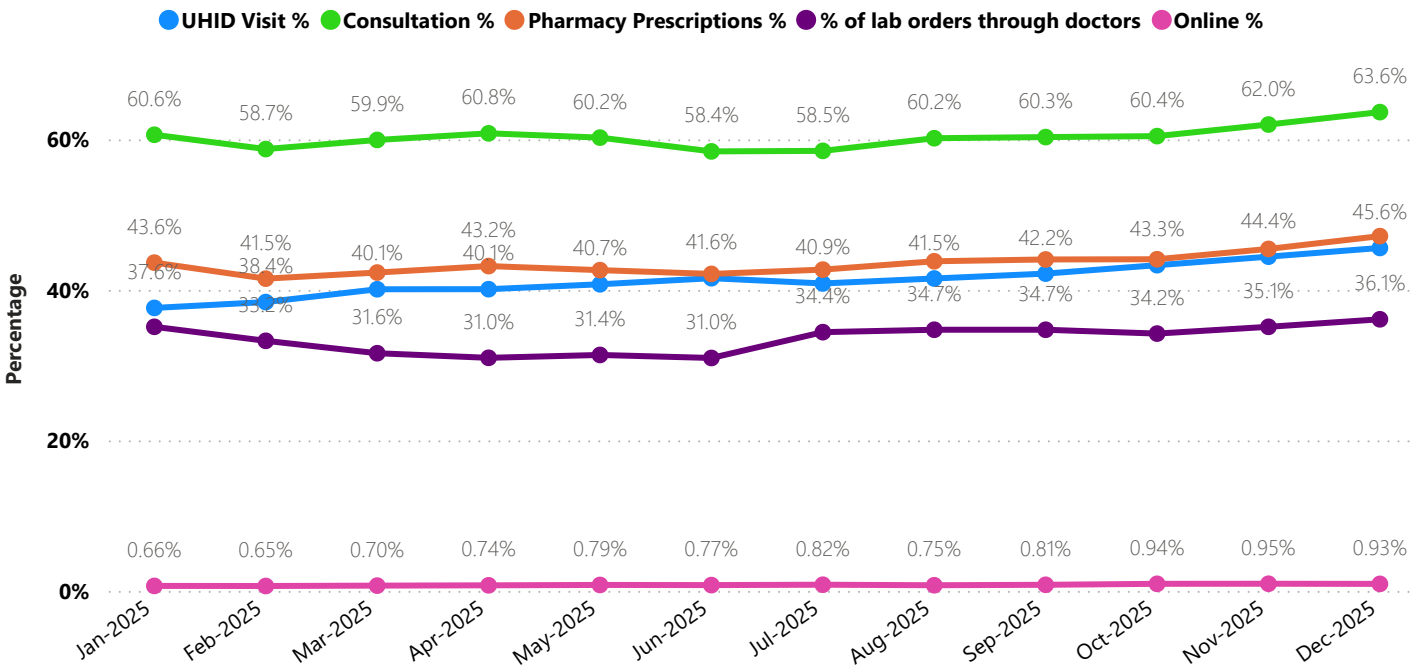
The ranking matrix for the current month, December 2025, along with the previous two months, is provided in the table below.

District	October	November	December
IDUKKI	1	1	1
WAYANAD	2	2	2
ALAPPUZHA	4	3	3
THRISSUR	3	4	4
MALAPPURAM	3	4	5
PALAKKAD	4	5	5
KASARAGOD	6	8	6
KOLLAM	7	6	6
KOZHIKODE	5	6	6
THIRUVANANTHAPURAM	7	7	6
KANNUR	8	9	7
KOTTAYAM	7	8	7
PATHANAMTHITTA	7	8	7
ERNAKULAM	8	10	8

- Best performing
- Average performing
- Low performing

NB: Institutions started via VPN (Reception/Advanced Appointment started)are not considered in the rank and usage calculations.

3. eHealth - State Performance Trend (except Medical Colleges)



3. eHealth - Institution Level Ranking (except Medical Colleges)

Hospital	State Rank
FAMILY HEALTH CENTRE ARTHAT	1
FAMILY HEALTH CENTRE CHERUVATTOOR	1
FAMILY HEALTH CENTRE ENGANDIYUR	1
FAMILY HEALTH CENTRE KAKKODI	1
FAMILY HEALTH CENTRE MEENACHIL	1
FAMILY HEALTH CENTRE PURAKKAD	1
FAMILY HEALTH CENTRE THAIKKAD	1
FAMILY HEALTH CENTRE THOTTAPPALLY	1
FAMILY HEALTH CENTRE ALAKODE THERTHALLY	2
FAMILY HEALTH CENTRE BISON VALLEY	2
FAMILY HEALTH CENTRE EDAVILANGU	2
FAMILY HEALTH CENTRE ENNAPPARA	2
FAMILY HEALTH CENTRE KARTHIKAPPALLY	2
Family Health Centre Kavassery	2
Family Health Centre Kizhakkencherry	2
FAMILY HEALTH CENTRE KODIKULAM	2
FAMILY HEALTH CENTRE MOONNILAVU	2
FAMILY HEALTH CENTRE PONMALA	2
FAMILY HEALTH CENTRE WEST KALLADA	3
FAMILY HEALTH CENTRE AMARAMBALAM	3
FAMILY HEALTH CENTRE ANANDASRAM	3
FAMILY HEALTH CENTRE EZHUKONE	3
FAMILY HEALTH CENTRE KARIMANNOOR	3
Family Health Centre Keralassery	3
FAMILY HEALTH CENTRE KOTTATHARA	3
FAMILY HEALTH CENTRE KUDAYATHUR	3
FAMILY HEALTH CENTRE KUMBADAJE	3
FAMILY HEALTH CENTRE KURUPPANTHARA	3
family Health Centre Kuthanur	3
FAMILY HEALTH CENTRE MELILA	3
FAMILY HEALTH CENTRE MOORKKANAD	3
FAMILY HEALTH CENTRE NARKILAKKAD	3
FAMILY HEALTH CENTRE PALAMEL	3
FAMILY HEALTH CENTRE PARASSINIKADAVU	3
FAMILY HEALTH CENTRE POOMANGALAM	3
FAMILY HEALTH CENTRE POZHUTHANA	3
FAMILY HEALTH CENTRE PULIKKAL	3
FAMILY HEALTH CENTRE PUNNAPRA NORTH	3

Hospital	State Rank
COMMUNITY HEALTH CENTRE MUNDAKAYAM	42
COMMUNITY HEALTH CENTRE OACHIRA	42
FAMILY HEALTH CENTER ANDATHODE	42
FAMILY HEALTH CENTRE ANGADIPPURAM	42
FAMILY HEALTH CENTRE CHELLANAM	42
FAMILY HEALTH CENTRE KALLIASSERY	42
FAMILY HEALTH CENTRE KOODALI	42
Family Health Centre Kottopadam	42
FAMILY HEALTH CENTRE PERUMON	42
Family Health Centre Pudur	42
FAMILY HEALTH CENTRE VANIYAMAPARA	42
FAMILY HEALTH CENTRE VELIYANCODE	42
FAMILY HEALTH CENTRE VETILAPPARA	42
URBAN PRIMARY HEALTH CENTRE KOLASSERY	42
URBAN PRIMARY HEALTH CENTRE NILESHWARAM	42
COMMUNITY HEALTH CENTRE KUMARAKOM	41
FAMILY HEALTH CENTRE KOONAMMAVU	41
Family Health Centre Pattithara	41
COMMUNITY HEALTH CENTRE ANCHUTHENGU	40
FAMILY HEALTH CENTRE MANICKAL	39
FAMILY HEALTH CENTRE MEENADOM	38
FAMILY HEALTH CENTRE ORUMANYUR	38
FAMILY HEALTH CENTRE VALLATHOL NAGAR	38
FAMILY HEALTH CENTRE VELLAVOOR	38
INTEGRATED FAMILY HEALTH CENTRE PANGAPPARA	38
URBAN PRIMARY HEALTH CENTRE Tripunithura	38
BLOCK FAMILY HEALTH CENTRE TANUR	37
DISTRICT HOSPITAL TIRUR	37
FAMILY HEALTH CENTRE KUTTAMPUZHA	37
TALUK HEAD QUARTERS HOSPITAL MALAPPURAM	37
WOMEN AND CHILDREN HOSPITAL MATTANCHERRY	37
COMMUNITY HEALTH CENTRE CHERPU	36
FAMILY HEALTH CENTRE CHERUVANNUR NALLALAM	36
FAMILY HEALTH CENTRE GOTHURUTH	36
FAMILY HEALTH CENTRE KOTTAYAM MAI ARAR	36

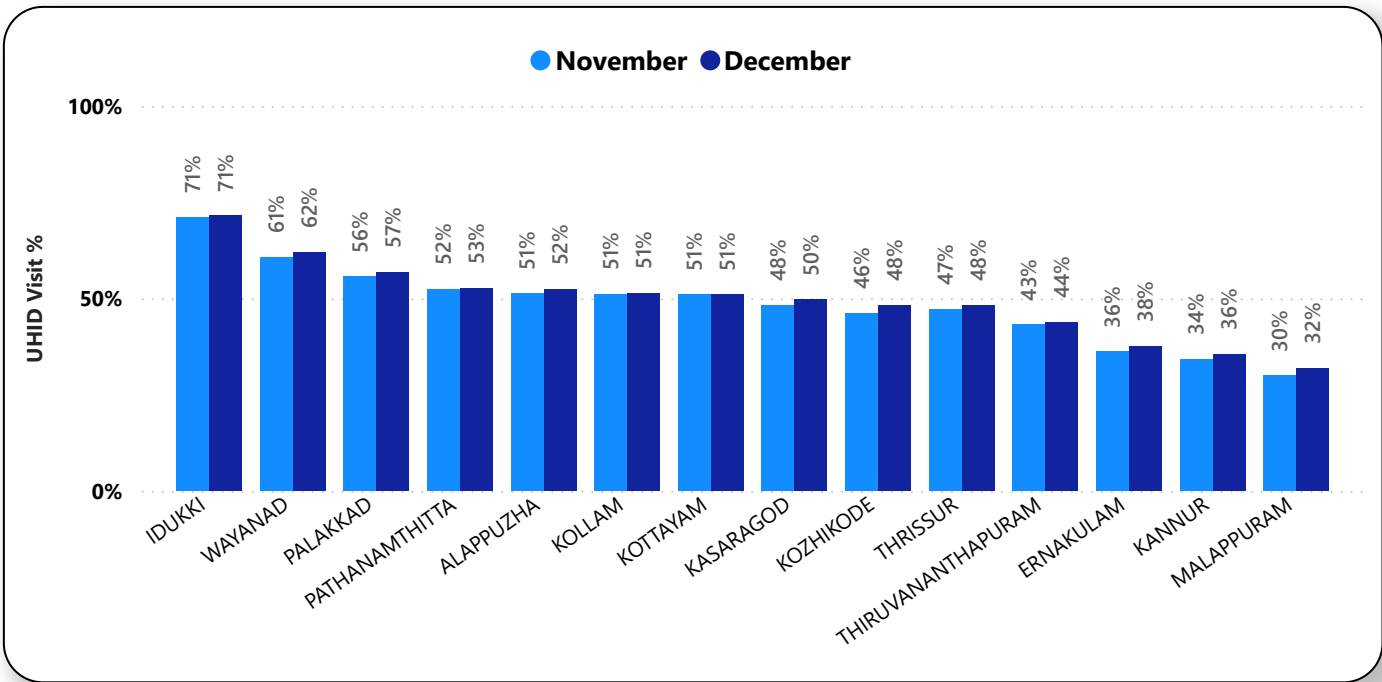
3.1 eHealth Performance - Reception Module

The Reception Module is considered functional in an institution only if a minimum of 500 visits are created in a month

District	Live Institutions	Reception started	%
THIRUVANANTHAPURAM	102	99	97%
ERNAKULAM	73	70	96%
THRISSUR	73	68	93%
MALAPPURAM	70	68	97%
KOZHIKODE	68	68	100%
PALAKKAD	52	49	94%
KANNUR	48	44	92%
ALAPPUZHA	44	43	98%
KOTTAYAM	42	38	90%
KOLLAM	38	36	95%
KASARAGOD	26	25	96%
WAYANAD	25	25	100%
PATHANAMTHITTA	23	23	100%
IDUKKI	22	22	100%
Total	706	678	96%

3.2 e-Health Performance - UHID Visits

UHID Visit % is calculated as (UHID Visits / Total Visit) *100



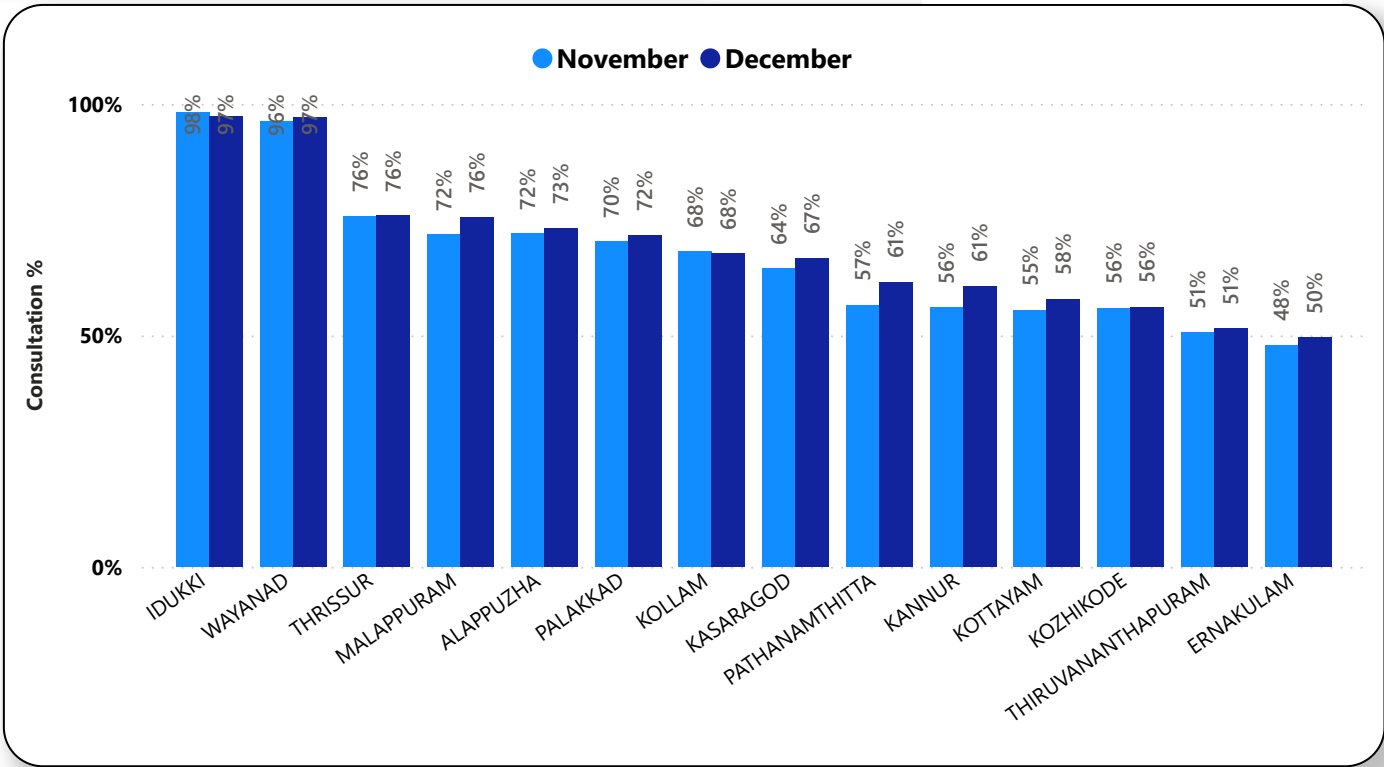
Institutions based on UHID Visits

Hospital	UHID Visit %
FAMILY HEALTH CENTRE PURAKKAD	100.00%
FAMILY HEALTH CENTRE THOTTAPPALLY	100.00%
Family Health Centre Anakkatty	99.82%
FAMILY HEALTH CENTRE VAZHOOR	99.76%
FAMILY HEALTH CENTRE KAKKODI	97.34%
FAMILY HEALTH CENTRE ANAKUDY	96.63%
Family Health Centre Kavassery	94.33%
FAMILY HEALTH CENTRE ARTHAT	94.01%
FAMILY HEALTH CENTRE CHERUVATTOOR	93.89%
FAMILY HEALTH CENTRE ENGANDIYUR	93.31%
FAMILY HEALTH CENTRE THAIKKAD	92.68%
FAMILY HEALTH CENTRE MUNAMBAM	92.42%
FAMILY HEALTH CENTRE MEENACHIL	90.60%
FAMILY HEALTH CENTRE UMMANNOOR	89.42%
FAMILY HEALTH CENTRE WEST KALLADA	89.35%
FAMILY HEALTH CENTRE VETTAKKAL	89.22%
FAMILY HEALTH CENTRE KOTTANGAL	87.81%

Hospital	UHID Visit %
BLOCK FAMILY HEALTH CENTRE MARANCHERY	0.16%
TALUK HEAD QUARTERS HOSPITAL MALAPPURAM	0.21%
DISTRICT HOSPITAL TIRUR	1.27%
FAMILY HEALTH CENTRE PUZHAKKATTIRI	1.30%
MENTAL HEALTH CENTRE PEROORKADA	2.15%
FAMILY HEALTH CENTRE THALAKKAD	2.17%
FAMILY HEALTH CENTRE OZHUR	2.33%
URBAN PRIMARY HEALTH CENTRE MANGALASSERY	2.59%
BLOCK FAMILY HEALTH CENTRE TANUR	2.86%
FAMILY HEALTH CENTRE KUTTAMPUZHA	3.35%
TALUK HOSPITAL PERAMBRA	3.89%
URBAN PRIMARY HEALTH CENTRE BIYYAM	3.93%
WOMEN AND CHILDREN HOSPITAL MATTANCHERRY	6.04%
WOMEN AND CHILDRENS HOSPITAL	6.39%

3.3 e-Health Performance - Doctor Consultation

Consultation % is calculated as (Doctor Consultation / OP Visits) *100



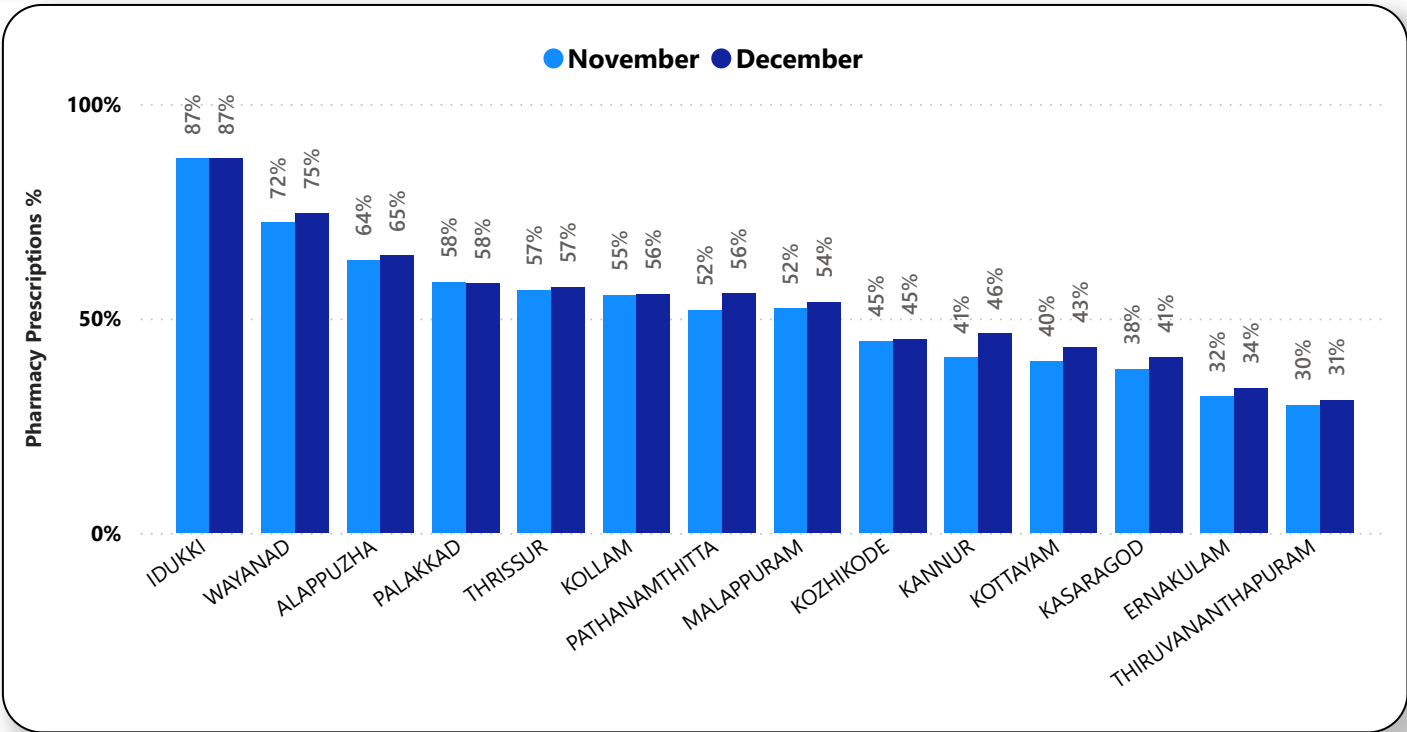
Doctor Consultation Percentage in all Institutions

Hospital	Doctor Consultation %
Family Health Centre Kavassery	100.00%
FAMILY HEALTH CENTRE PUTHIYANGADI FISHERIES	100.00%
FAMILY HEALTH CENTRE THOTTAPPALLY	100.00%
FAMILY HEALTH CENTRE POTHUKAL	99.99%
FAMILY HEALTH CENTRE AMACHAL NEW	99.98%
FAMILY HEALTH CENTRE EROOR	99.98%
FAMILY HEALTH CENTRE CHERUVATTOOR	99.97%
FAMILY HEALTH CENTRE CHIRAKKAL	99.97%
Family Health Centre Mathur	99.97%
FAMILY HEALTH CENTRE ARTHAT	99.96%
FAMILY HEALTH CENTRE EZHAMKULAM	99.96%
PRIMARY HEALTH CENTRE MULAKUZHA	99.95%
FAMILY HEALTH CENTRE ALAKODE	99.94%
FAMILY HEALTH CENTRE KAPIMANNUR	99.94%

Hospital	Doctor Consultation %
BLOCK FAMILY HEALTH CENTRE TANUR	0.00%
COMMUNITY HEALTH CENTRE CHERPU	0.00%
COMMUNITY HEALTH CENTRE ERUMELY	0.00%
COMMUNITY HEALTH CENTRE KODUVALLY	0.00%
COMMUNITY HEALTH CENTRE SOORANAD NORTH	0.00%
COMMUNITY HEALTH CENTRE VALAYAM	0.00%
Family Health Centre Akathethara	0.00%
FAMILY HEALTH CENTRE CHERANELLOORE	0.00%
FAMILY HEALTH CENTRE CHERUVANNUR NALLALAM	0.00%
FAMILY HEALTH CENTRE EDACHERY	0.00%
FAMILY HEALTH CENTRE EDAPPALLY	0.00%
FAMILY HEALTH CENTRE GOTHURUTH	0.00%
FAMILY HEALTH CENTRE KADAMMANITTA	0.00%

3.4 e-Health Performance - Pharmacy Usage

Pharmacy % is calculated as (Pharmacy Prescriptions/ Total OP Visits) *100



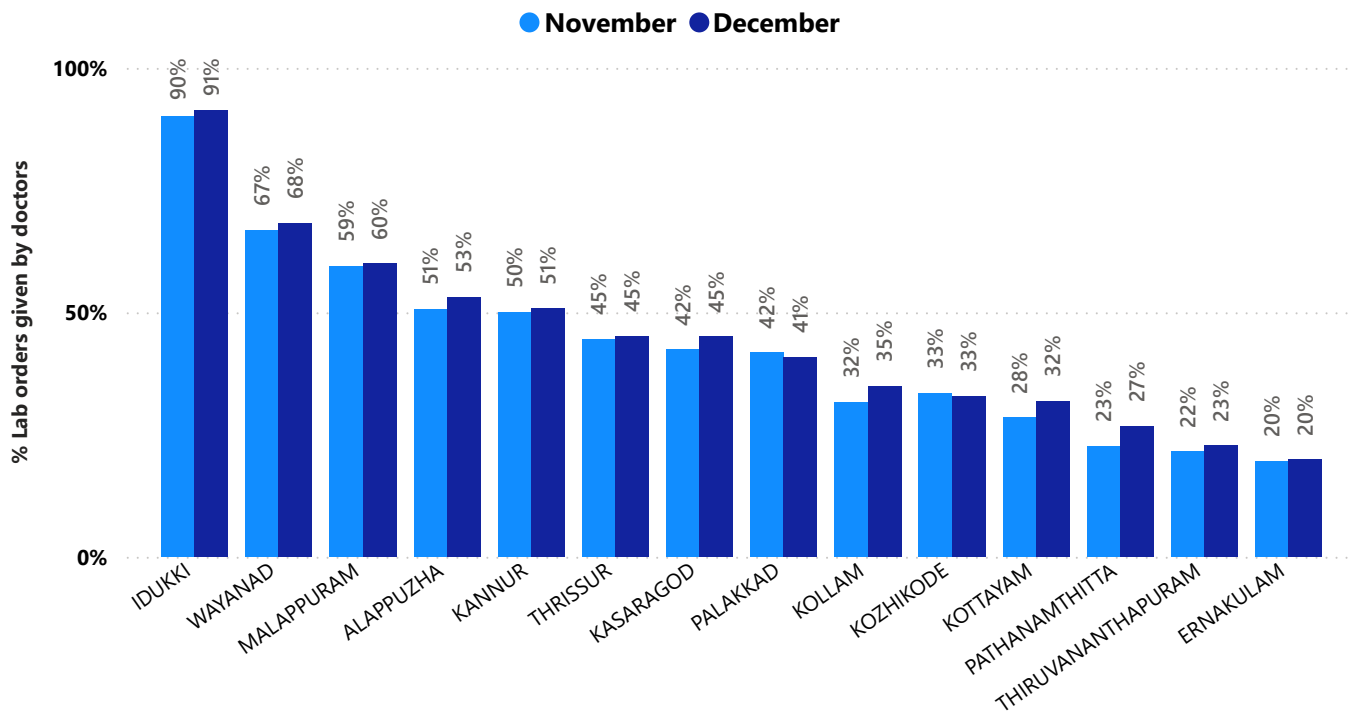
Pharmacy Usage in all Institutions

Hospital	Pharmacy Usage %
FAMILY HEALTH CENTRE BISON VALLEY	100.00%
FAMILY HEALTH CENTRE KAKKODI	100.00%
FAMILY HEALTH CENTRE MARANGATTUPALLY	100.00%
FAMILY HEALTH CENTRE MEENACHIL	100.00%
FAMILY HEALTH CENTRE MEZHUVELI	100.00%
FAMILY HEALTH CENTRE PAIPPAD	100.00%
FAMILY HEALTH CENTRE PANACHIKKADU	100.00%
FAMILY HEALTH CENTRE PARAMPUZHA	100.00%
FAMILY HEALTH CENTRE THOTTAPPALLY	100.00%
FAMILY HEALTH CENTRE VELIYANNOOR	100.00%
FAMILY HEALTH CENTRE MUTHOLY	99.93%
FAMILY HEALTH CENTRE BRAHMAMANGALAM	99.90%
FAMILY HEALTH CENTRE ARTHAT	99.78%
FAMILY HEALTH CENTRE VEERANAKAVU	99.74%
FAMILY HEALTH CENTRE THIDINAVAYA	99.49%

Hospital	Pharmacy Usage %
BLOCK FAMILY HEALTH CENTRE TANUR	0.00%
BLOCK FAMILY HEALTH CENTRE VETOM	0.00%
COMMUNITY HEALTH CENTRE PATTIAM	0.00%
COMMUNITY HEALTH CENTRE CHERPU	0.00%
COMMUNITY HEALTH CENTRE ERUMELY	0.00%
COMMUNITY HEALTH CENTRE KODUVALLY	0.00%
COMMUNITY HEALTH CENTRE OMANOOR	0.00%
COMMUNITY HEALTH CENTRE PAZHANJI	0.00%
COMMUNITY HEALTH CENTRE SOORANAD NORTH	0.00%
COMMUNITY HEALTH CENTRE VALAYAM	0.00%
DISTRICT HOSPITAL NEDUMANGAD	0.00%
Family Health Centre Akathethara	0.00%
FAMILY HEALTH CENTRE CHERANELLOORE	0.00%
FAMILY HEALTH CENTRE CHERUVANNUR NALLALAM	0.00%
FAMILY HEALTH CENTRE ERACHERY	0.00%

3.5 e-Health Performance - Lab Usage

Lab % is calculated as (Lab orders given by doctors / Total Lab Orders) *100



Lab Usage in all Institutions

Hospital	Lab Usage %
BLOCK FAMILY HEALTH CENTRE POOKKOTTUR	100.00%
BLOCK FAMILY HEALTH CENTRE VATANAPPALLY	100.00%
COMMUNITY HEALTH CENTRE KARUVARAKUNDU	100.00%
COMMUNITY HEALTH CENTRE KURATHIKAD	100.00%
COMMUNITY HEALTH CENTRE MANAMBOOR	100.00%
COMMUNITY HEALTH CENTRE MUTHUKULAM	100.00%
COMMUNITY HEALTH CENTRE PAIKA	100.00%
COMMUNITY HEALTH CENTRE PALODE	100.00%
DISTRICT HOSPITAL ALUVA	100.00%
DISTRICT HOSPITAL KANHANGAD	100.00%
EK NAYANAR MEMORIAL GOVT WOMEN AND CHILDREN HOSPITAL MANGATTUPARAMBA	100.00%
FAMILY HEALTH CENTRE THUVVUR	100.00%
FAMILY HEALTH CENTRE ALANGAD	100.00%

Hospital	Lab Usage %
Block Family Health Centre Kongad	0.00%
BLOCK FAMILY HEALTH CENTRE TANUR	0.00%
BLOCK FAMILY HEALTH CENTRE VETOM	0.00%
COMMUNITY HEALTH CENTRE PATTIAM	0.00%
COMMUNITY HEALTH CENTRE CHERPU	0.00%
COMMUNITY HEALTH CENTRE ERUMELY	0.00%
COMMUNITY HEALTH CENTRE KADAMPAZHIPURAM	0.00%
COMMUNITY HEALTH CENTRE KODUVALLY	0.00%
COMMUNITY HEALTH CENTRE SOORANAD NORTH	0.00%
COMMUNITY HEALTH CENTRE ULLIYERI	0.00%
COMMUNITY HEALTH CENTRE VALAYAM	0.00%
DISTRICT HOSPITAL MAVELIKARA	0.00%
DISTRICT HOSPITAL NEDUMANGAD	0.00%
DISTRICT HOSPITAL TIRUR	0.00%

4. Status of Usage in Hospitals

District wise status of live institutions and the count of various modules [Reception, OP Consultation, Lab orders by doctors, Pharmacy order by doctors]

District	Live Institutions	Reception	Consultation	Pharmacy orders by doctors	Lab orders by doctors
THIRUVANANTHAPURAM	102	99 (97%)	91 (89%)	81 (79%)	82 (80%)
ERNAKULAM	73	70 (96%)	59 (81%)	55 (75%)	53 (73%)
THRISSUR	73	68 (93%)	66 (90%)	64 (88%)	63 (86%)
MALAPPURAM	70	68 (97%)	67 (96%)	59 (84%)	56 (80%)
KOZHIKODE	68	68 (100%)	59 (87%)	54 (79%)	56 (82%)
PALAKKAD	52	49 (94%)	46 (88%)	42 (81%)	40 (77%)
KANNUR	48	44 (92%)	40 (83%)	36 (75%)	35 (73%)
ALAPPUZHA	44	43 (98%)	42 (95%)	41 (93%)	38 (86%)
KOTTAYAM	42	38 (90%)	37 (88%)	32 (76%)	29 (69%)
KOLLAM	38	36 (95%)	34 (89%)	34 (89%)	32 (84%)
KASARAGOD	26	25 (96%)	21 (81%)	19 (73%)	18 (69%)
WAYANAD	25	25 (100%)	25 (100%)	25 (100%)	23 (92%)
PATHANAMTHITTA	23	23 (100%)	21 (91%)	21 (91%)	20 (87%)
IDUKKI	22	22 (100%)	22 (100%)	22 (100%)	21 (95%)
Total	706	678 (96%)	630 (89%)	585 (83%)	566 (80%)

The reception has started with at least 500 total visits, the OP module has started with at least 500 consultations, pharmacy orders by doctors are at least 100, and lab orders by doctors are at least 100.

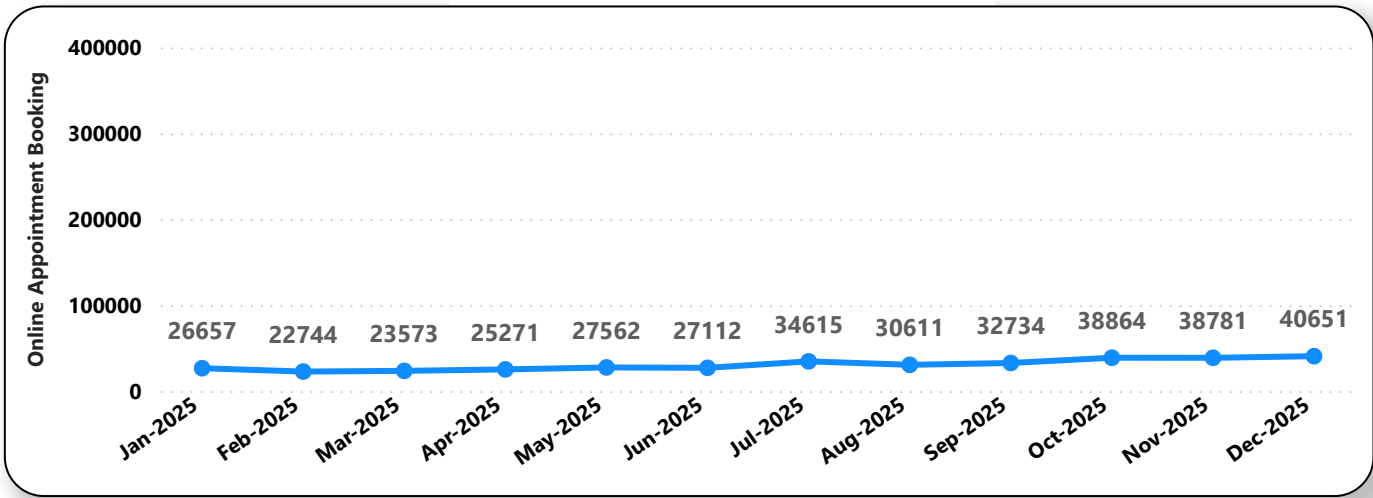
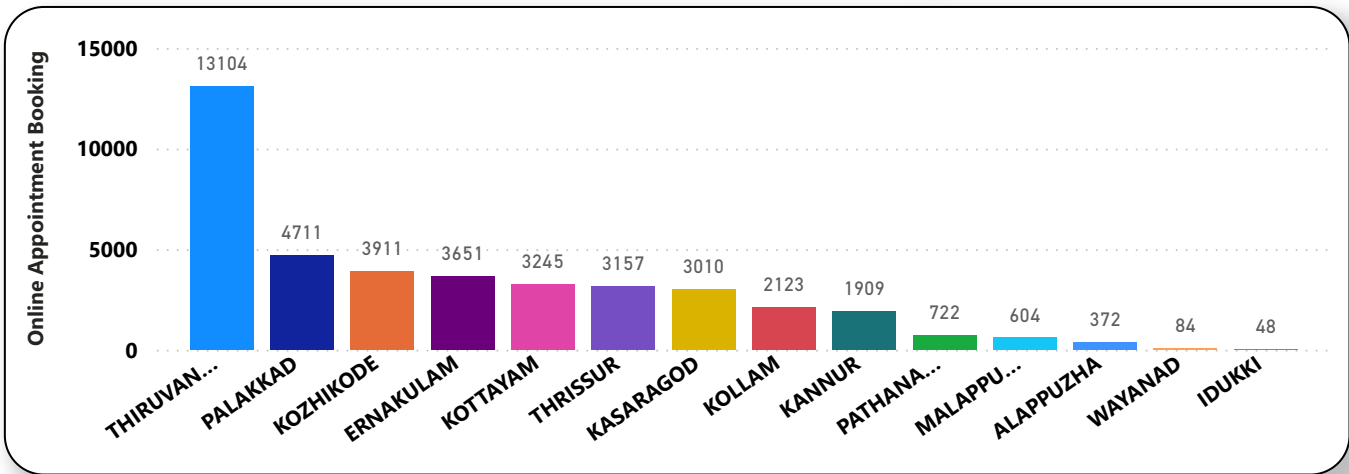
4. Status of Module Used in Hospitals

District wise status of live institutions and the count of various modules [Reception, OP Consultation, Lab, Pharmacy,Billing]

District	Reception Started	Consultation Started	Pharmacy Started	Billing Started	Lab Started
THIRUVANANTHAPURAM	99	91	86	80	81
ERNAKULAM	70	59	55	45	50
KOZHIKODE	68	59	55	59	51
MALAPPURAM	68	67	61	37	52
THRISSUR	68	66	65	59	63
PALAKKAD	49	46	43	39	39
KANNUR	44	40	37	31	32
ALAPPUZHA	43	42	43	33	33
KOTTAYAM	38	37	34	29	25
KOLLAM	36	34	35	35	32
KASARAGOD	25	21	22	18	17
WAYANAD	25	25	25	22	23
PATHANAMTHITTA	23	21	21	18	18
IDUKKI	22	22	22	16	19
Total	678	630	604	521	535

5. 1 Online Appointment Booking in Hospitals (except Medical Colleges)

District-wise count of online appointments taken.



District-wise percentage of online appointments taken up on OP visits.

