

1. eHealth Kerala - Vital Statistics

Hospital Type	Live Institutions
Family Health Centre	28
Community Health Centre	2
Urban Primary Health Centre	2
District Hospital	1
Medical College Hospital	1
Specialty Hospital - Women Children	1
Taluk Hospital	1
Total	36

2. eHealth - District Ranking Matrix Based on Performance of all Institutions (except Medical Colleges)

The ranking matrix showcases the performance of districts in providing eHealth services through all institutions (excluding Medical Colleges) based on six different parameters.

These parameters include:

1.

Number of institutions where the reception module is currently using.
2.

Percentage of UHID Visits.
3.

Percentage of Doctor Consultations.
4.

Percentage of Pharmacy Prescriptions by doctors.
5.

Percentage of lab orders through doctors.
6.

Number of Live Institutions.

Weightage is assigned to the percentages calculated in intervals of 10. The rank is determined based on the sum of these weightages.

The top-performing districts should aim to maintain their positions, while the average and low-performing districts should strive to reach the 'top four' league.

The ranking matrix for the current month, February 2025, along with the previous two months, is provided in the table below.

District	December	January	February
IDUKKI	1	1	1
WAYANAD	1	1	1
PALAKKAD	2	2	2
THRISSUR	3	3	3
ALAPPUZHA	5	3	4
MALAPPURAM	4	4	5
KOLLAM	6	5	6
KOZHIKODE	6	6	6
PATHANAMTHITTA	7	7	6
KANNUR	7	8	7
KASARAGOD	8	7	7
KOTTAYAM	6	8	8
THIRUVANANTHAPURAM	9	9	8
ERNAKULAM	10	10	9

- Best performing
- Average performing
- Low performing

3. eHealth - Institution Level Ranking (except Medical Colleges)

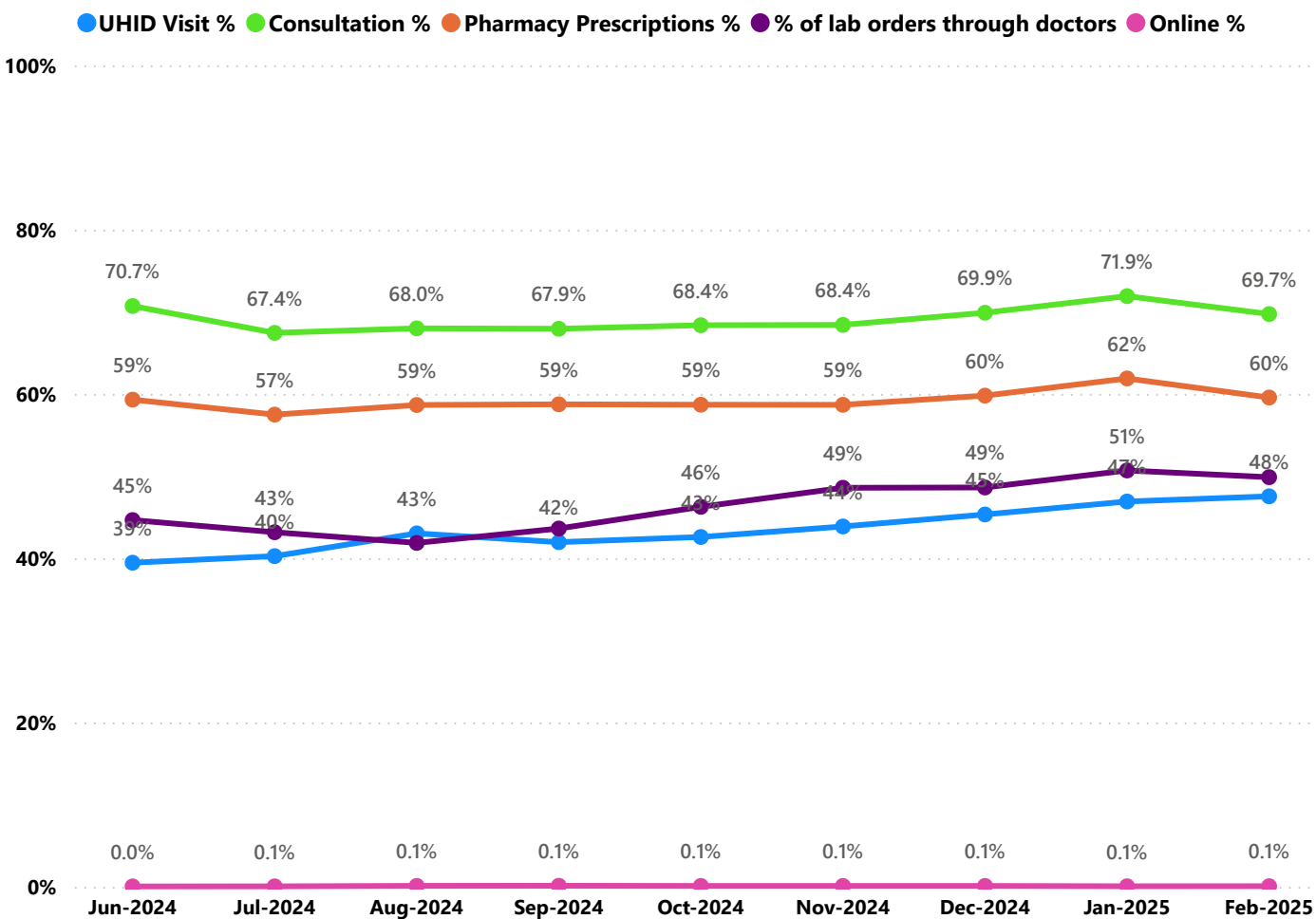
Hospital	Rank
FAMILY HEALTH CENTRE THOTTAPPALLY	1
FAMILY HEALTH CENTRE PURAKKAD	2
FAMILY HEALTH CENTRE VETTAKKAL	2
FAMILY HEALTH CENTRE CHERUTHANA	3
FAMILY HEALTH CENTRE KARTHIKAPPALLY	3
FAMILY HEALTH CENTRE PUNNAPRA NORTH	3
FAMILY HEALTH CENTRE ARATTUPUZHA	4
FAMILY HEALTH CENTRE AROOR	4
FAMILY HEALTH CENTRE DEVIKULANGARA	4
FAMILY HEALTH CENTRE KANDALLOOR	4
FAMILY HEALTH CENTRE PALLITHODU	4
FAMILY HEALTH CENTRE PERUMBALAM	4
FAMILY HEALTH CENTRE VEEYAPURAM	4
FAMILY HEALTH CENTRE BHARANIKAVU	5
FAMILY HEALTH CENTRE CHETTIKULANGARA	5
FAMILY HEALTH CENTRE KANJIKUZH	5
FAMILY HEALTH CENTRE PALLIPURAM	5
URBAN PRIMARY HEALTH CENTRE MULLATHU VALAPPU	5
COMMUNITY HEALTH CENTRE MUTHUKULAM	6
COMMUNITY HEALTH CENTRE THRIKKUNNAPUZHA	6
FAMILY HEALTH CENTRE KADAMPOOR	6
FAMILY HEALTH CENTRE NOORANAD	6
FAMILY HEALTH CENTRE PALAMEL	6
FAMILY HEALTH CENTRE PANAVALLY	6
FAMILY HEALTH CENTRE MARARIKULAM NORTH	7
URBAN PRIMARY HEALTH CENTRE CHERAVALLY	7
FAMILY HEALTH CENTRE THAMARAKULAM	8
FAMILY HEALTH CENTRE KALAVOOR	9
FAMILY HEALTH CENTRE VAYALAR	10
FAMILY HEALTH CENTRE CHERTHALA SOUTH	11
TALUK HOSPITAL THURAVOOR	12
FAMILY HEALTH CENTRE CHERIYANAD	13
FAMILY HEALTH CENTRE EZHUPUNNA	14
WOMEN AND CHILDREN HOSPITAL ALAPPUZHA	15
DISTRICT HOSPITAL MAVELIKARA	16

3.1 eHealth Performance - Reception Module

Reception Module is considered to be functional in an institution only if the number of total visits for the month is of minimum 500.

District	Institution Count	Institutions with Reception	% of institutions with Reception
ALAPPUZHA	35	35	100.00%
IDUKKI	23	23	100.00%
KOLLAM	31	31	100.00%
THRISSUR	71	71	100.00%
KOZHIKODE	61	59	96.72%
WAYANAD	26	24	96.00%
KASARAGOD	24	23	95.83%
KANNUR	45	43	95.56%
PATHANAMTHITTA	20	19	95.00%
ERNAKULAM	73	69	94.52%
PALAKKAD	46	43	93.48%
MALAPPURAM	60	56	93.33%
THIRUVANANTHAPURAM	101	93	92.08%
KOTTAYAM	41	32	78.05%

3.2 e-Health Performance Trend



- UHID Visit % is calculated as $(UHID\ Visits / Total\ Visit) \times 100$
- Consultation % is calculated as $(Doctor\ Consultation / OP\ Visits) \times 100$
- Pharmacy % is calculated as $(Pharmacy\ Prescriptions / Total\ OP\ Visits) \times 100$
- Lab % is calculated as $(Lab\ orders\ given\ by\ doctors / Total\ Lab\ Orders) \times 100$
- Online % is calculated as $(Online\ appointments\ via\ web\ portal / Total\ OP\ Visits) \times 100$

3.3 e-Health Performance Indicators

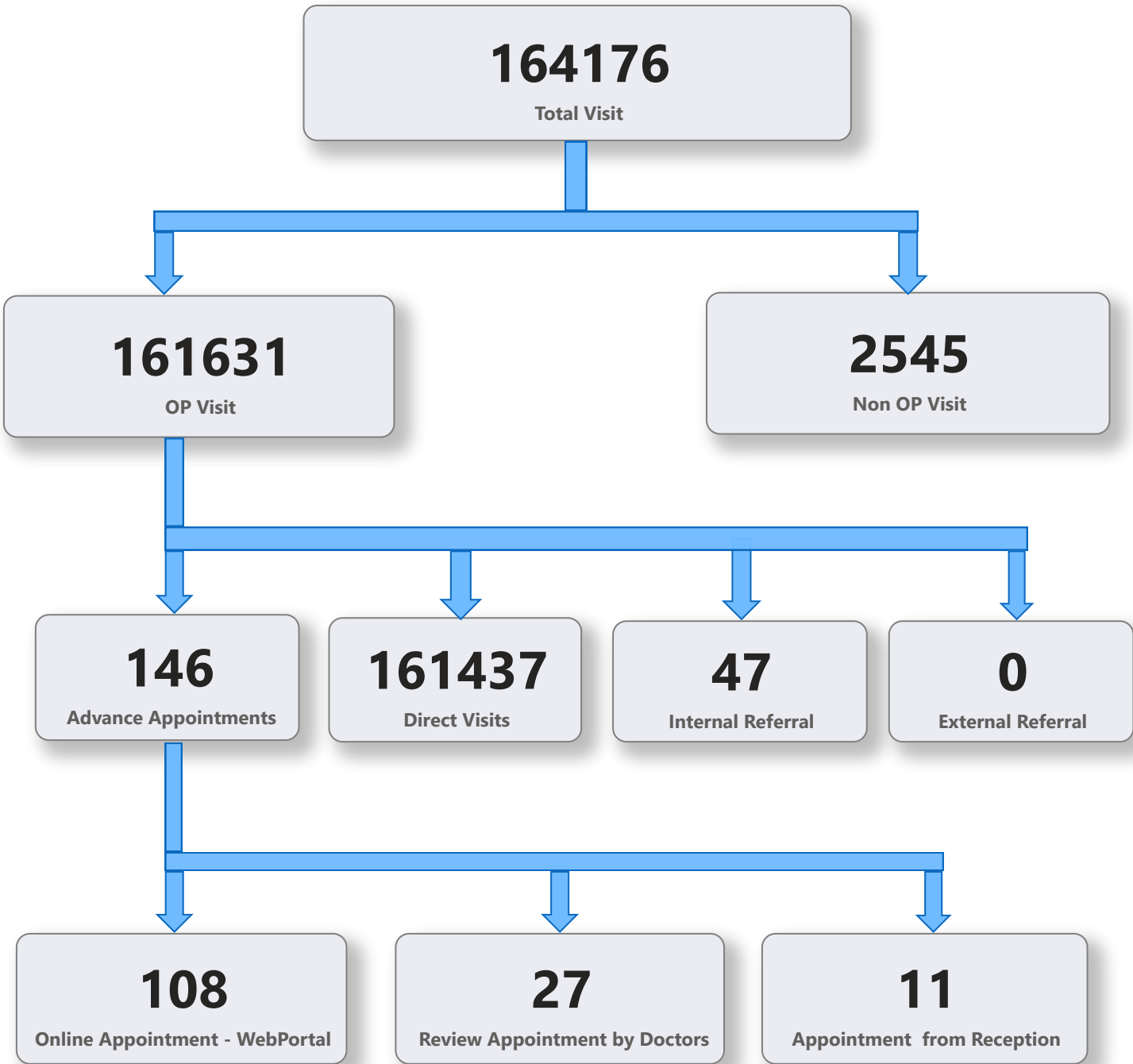
Hospital	UHID Visit %	Consultation %	Pharmacy Prescriptions %	% of Lab Orders given by Doctors
FAMILY HEALTH CENTRE THOTTAPPALLY	99.75%	100.00%	100.00%	96.18%
FAMILY HEALTH CENTRE VETTAKKAL	89.59%	97.80%	92.05%	91.37%
FAMILY HEALTH CENTRE PURAKKAD	87.63%	95.14%	95.08%	99.23%
FAMILY HEALTH CENTRE PERUMBALAM	80.93%	85.73%	79.52%	99.43%
FAMILY HEALTH CENTRE KARTHIKAPPALLY	79.73%	91.69%	83.70%	100.00%
FAMILY HEALTH CENTRE PUNNAPRA NORTH	79.68%	93.42%	88.94%	100.00%
URBAN PRIMARY HEALTH CENTRE MULLATHU VALAPPU	73.18%	84.64%	80.01%	86.97%
FAMILY HEALTH CENTRE PALAMEL	71.80%	89.24%	78.88%	87.46%
FAMILY HEALTH CENTRE ARATTUPUZHA	69.62%	97.11%	89.43%	96.58%
FAMILY HEALTH CENTRE CHERUTHANA	69.25%	94.97%	93.31%	100.00%
FAMILY HEALTH CENTRE PALLIPURAM	68.96%	94.83%	89.08%	80.65%
FAMILY HEALTH CENTRE KANDALLOOR	68.85%	93.93%	82.59%	98.40%
FAMILY HEALTH CENTRE PANAVALLY	66.33%	90.49%	88.30%	71.81%
FAMILY HEALTH CENTRE AROOR	65.85%	95.37%	87.78%	100.00%
FAMILY HEALTH CENTRE CHETTIKULANGARA	64.59%	92.98%	77.27%	100.00%
FAMILY HEALTH CENTRE VEEYAPURAM	64.16%	92.58%	88.67%	100.00%
FAMILY HEALTH CENTRE KANJIKUZH	62.29%	92.13%	84.50%	87.79%
URBAN PRIMARY HEALTH CENTRE CHERAVALLY	61.78%	87.69%	71.93%	89.31%
FAMILY HEALTH CENTRE DEVIKULANGARA	60.99%	90.68%	82.55%	100.00%
FAMILY HEALTH CENTRE BHARANIKAVU	59.65%	95.15%	86.56%	100.00%
FAMILY HEALTH CENTRE THAMARAKULAM	59.36%	90.47%	79.69%	61.09%
FAMILY HEALTH CENTRE KADAMPOOR	56.73%	95.83%	72.07%	100.00%
FAMILY HEALTH CENTRE NOORANAD	55.15%	91.84%	83.00%	82.62%
FAMILY HEALTH CENTRE PALLITHODU	52.96%	99.68%	92.75%	100.00%
FAMILY HEALTH CENTRE CHERTHALA SOUTH	50.80%	82.57%	74.07%	18.62%
FAMILY HEALTH CENTRE VAYALAR	48.51%	78.84%	66.09%	50.54%
FAMILY HEALTH CENTRE EZHUPUNNA	46.03%	46.26%	44.89%	20.11%
FAMILY HEALTH CENTRE MARARIKULAM NORTH	45.35%	93.60%	87.70%	80.91%
FAMILY HEALTH CENTRE CHERIYANAD	44.75%	55.66%	53.59%	16.33%
COMMUNITY HEALTH CENTRE THRIKKUNNAPUZHA	43.08%	90.32%	85.94%	96.80%
COMMUNITY HEALTH CENTRE MUTHUKULAM	40.73%	99.45%	86.68%	100.00%
FAMILY HEALTH CENTRE KALAVOOR	37.77%	82.04%	33.10%	100.00%
TALUK HOSPITAL THURAVOOR	22.62%	66.64%	55.66%	42.92%
DISTRICT HOSPITAL MAVELIKARA	20.36%	6.70%	3.07%	0.14%
WOMEN AND CHILDREN HOSPITAL ALAPPUZHA	18.86%	36.97%	9.73%	39.30%

4. Status of Modules Usage in Hospitals

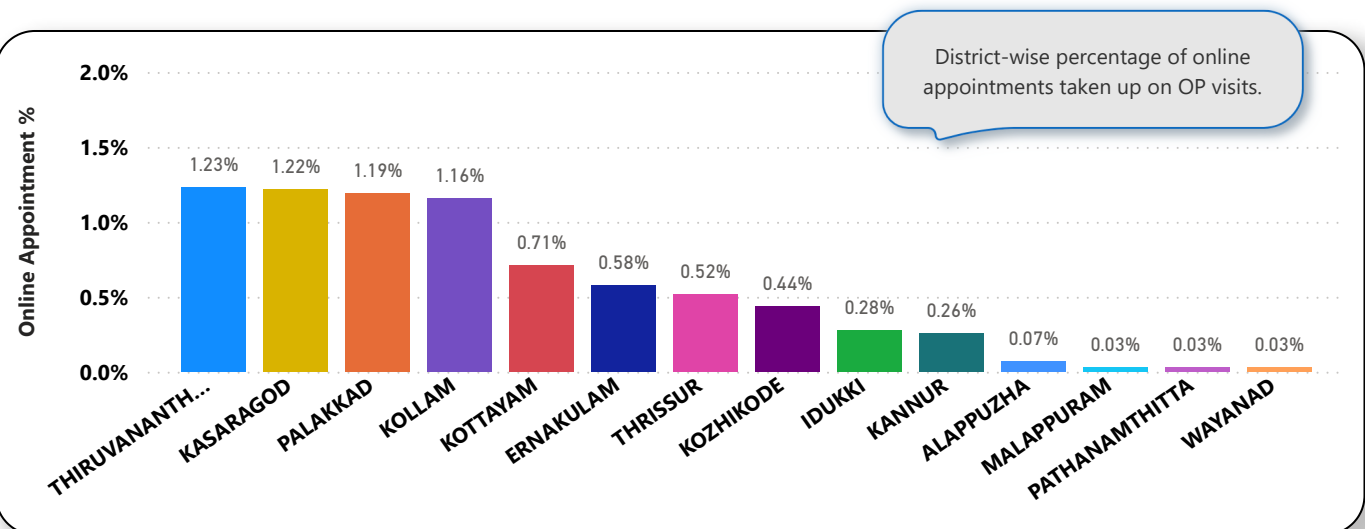
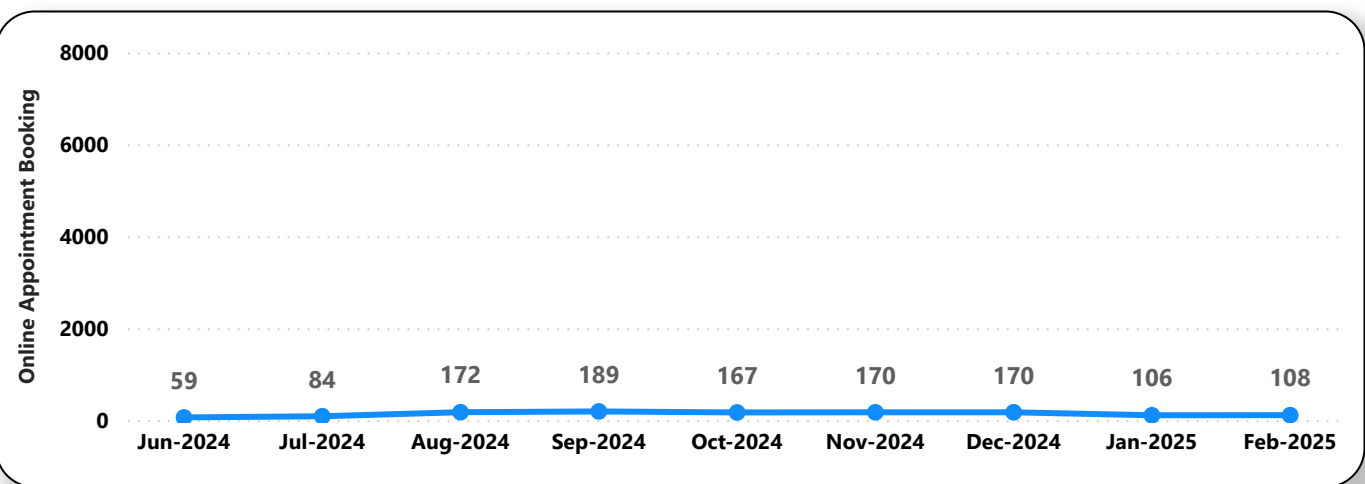
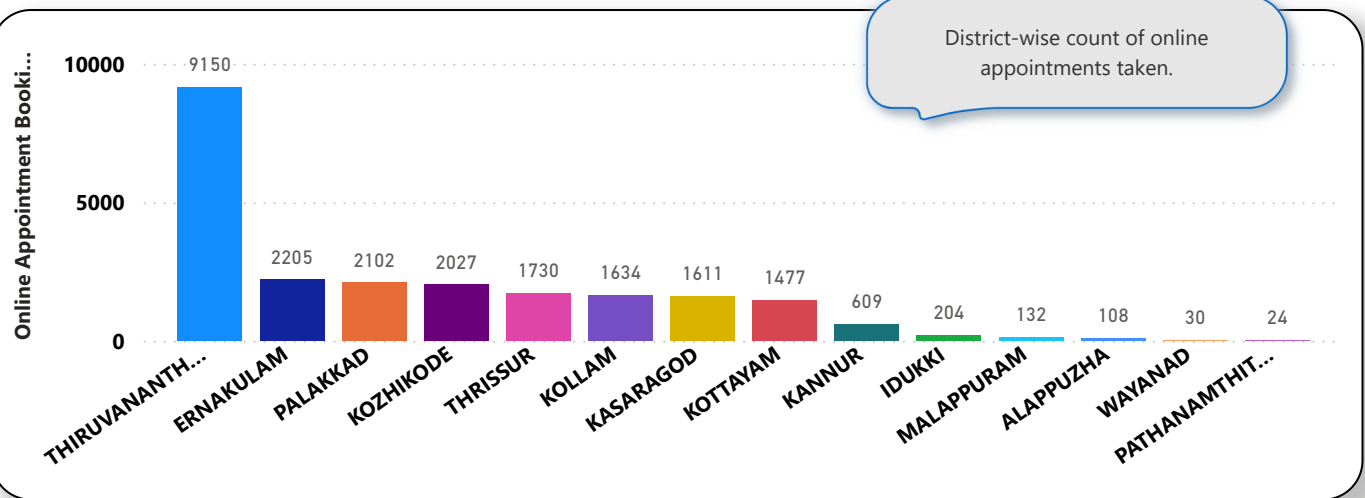
District wise status of live institutions and the count of various modules [Reception, OP Consultation, Lab, Pharmacy] started / functional.

District	Live Institutions	Reception	Consultation	Pharmacy	Lab
THIRUVANANTHAPURAM	101	93 (92%)	88 (87%)	77 (76%)	79 (78%)
ERNAKULAM	73	69 (95%)	54 (74%)	36 (49%)	34 (47%)
THRISSUR	71	71 (100%)	68 (96%)	65 (92%)	66 (93%)
KOZHIKODE	61	59 (97%)	56 (92%)	53 (87%)	52 (85%)
MALAPPURAM	60	56 (93%)	54 (90%)	49 (82%)	47 (78%)
KANNUR	45	43 (96%)	38 (84%)	34 (76%)	29 (64%)
PALAKKAD	45	43 (96%)	41 (91%)	38 (84%)	37 (82%)
KOTTAYAM	40	32 (80%)	30 (75%)	29 (73%)	27 (68%)
ALAPPUZHA	35	35 (100%)	35 (100%)	35 (100%)	33 (94%)
KOLLAM	31	31 (100%)	30 (97%)	30 (97%)	29 (94%)
WAYANAD	26	24 (92%)	23 (88%)	22 (85%)	21 (81%)
KASARAGOD	24	23 (96%)	22 (92%)	19 (79%)	16 (67%)
IDUKKI	23	23 (100%)	22 (96%)	22 (96%)	18 (78%)
PATHANAMTHITTA	20	19 (95%)	18 (90%)	18 (90%)	16 (80%)
Total	655	621 (95%)	579 (88%)	527 (80%)	504 (77%)

5. Appointment Booking in Hospitals (except Medical Colleges)



5. 1 Online Appointment Booking in Hospitals (except Medical Colleges)



6. eHealth Performance - Reach

Reach indicates the percentage of population availing services through eHealth. The formula used to calculate is (Number of UHID registered / Population) * 100 %.

