

1. eHealth Kerala - Vital Statistics

Hospital Type	Live Institutions
Family Health Centre	43
Community Health Centre	5
Urban Primary Health Centre	5
Taluk Hospital	4
Medical College Hospital	3
District Hospital	1
General Hospital	1
Specialty Hospital - Women Children	1
Taluk Headquarters Hospital	1
Total	64

2. eHealth - District Ranking Matrix Based on Performance of all Institutions (except Medical Colleges)

The ranking matrix showcases the performance of districts in providing eHealth services through all institutions (excluding Medical Colleges) based on six different parameters.

These parameters include:

1.

Number of institutions where the reception module is currently using.
2.

Percentage of UHID Visits.
3.

Percentage of Doctor Consultations.
4.

Percentage of Pharmacy Prescriptions by doctors.
5.

Percentage of lab orders through doctors.
6.

Number of Live Institutions.

Weightage is assigned to the percentages calculated in intervals of 10. The rank is determined based on the sum of these weightages.

The top-performing districts should aim to maintain their positions, while the average and low-performing districts should strive to reach the 'top four' league.

The ranking matrix for the current month, February 2025, along with the previous two months, is provided in the table below.

District	December	January	February
IDUKKI	1	1	1
WAYANAD	1	1	1
PALAKKAD	2	2	2
THRISSUR	3	3	3
ALAPPUZHA	5	3	4
MALAPPURAM	4	4	5
KOLLAM	6	5	6
KOZHIKODE	6	6	6
PATHANAMTHITTA	7	7	6
KANNUR	7	8	7
KASARAGOD	8	7	7
KOTTAYAM	6	8	8
THIRUVANANTHAPURAM	9	9	8
ERNAKULAM	10	10	9

- Best performing
- Average performing
- Low performing

3. eHealth - Institution Level Ranking (except Medical Colleges)

Hospital	Rank
FAMILY HEALTH CENTRE VADAKARA	1
URBAN PRIMARY HEALTH CENTRE KALLUNIRA	1
FAMILY HEALTH CENTRE ERAMANGALAM	2
FAMILY HEALTH CENTRE THIRUVAMBADI	2
FAMILY HEALTH CENTRE IRINGAL KOTTAKKAL	3
FAMILY HEALTH CENTRE IRIVALLUR	3
FAMILY HEALTH CENTRE KAYANNA	3
FAMILY HEALTH CENTRE KIZHAKOTH	3
FAMILY HEALTH CENTRE MADAVOOR KOZHIKODE	3
FAMILY HEALTH CENTRE KAKKODI	4
FAMILY HEALTH CENTRE KOTTUR	4
FAMILY HEALTH CENTRE RAMANATUKARA	4
URBAN FAMILY HEALTH CENTRE PAYYOLI	4
COMMUNITY HEALTH CENTRE THIRUVANGOOR	5
FAMILY HEALTH CENTRE ARIKKULAM	5
FAMILY HEALTH CENTRE ATHOLI	5
FAMILY HEALTH CENTRE CHORODE	5
FAMILY HEALTH CENTRE KOODARANJI	5
FAMILY HEALTH CENTRE MANIYOOR	5
FAMILY HEALTH CENTRE MOODADI	5
FAMILY HEALTH CENTRE VANIMEL	5
URBAN FAMILY HEALTH CENTRE KINASSERY	5
FAMILY HEALTH CENTRE KAYAKKODY	6
FAMILY HEALTH CENTRE KUNNAMANGALAM	6
FAMILY HEALTH CENTRE PURAMERY	6
URBAN FAMILY HEALTH CENTRE PAYYANAKKAL	6
FAMILY HEALTH CENTRE KODENCHERY	7
FAMILY HEALTH CENTRE NARIPATTA	7
FAMILY HEALTH CENTRE PANANGAD	8
FAMILY HEALTH CENTRE CHENGOTTUKAVU	9
FAMILY HEALTH CENTRE KODIYATHUR	9
FAMILY HEALTH CENTRE AZHIYUR	10
FAMILY HEALTH CENTRE KAKKUR	10
URBAN FAMILY HEALTH CENTRE FEROKE	10
FAMILY HEALTH CENTRE AYANCHERY	11
FAMILY HEALTH CENTRE MANGAD	11
FAMILY HEALTH CENTRE NOCHAD	11
COMMUNITY HEALTH CENTRE MUKKAM	12

Hospital	Rank
FAMILY HEALTH CENTRE PERUVANNAMUZHI	26
COMMUNITY HEALTH CENTRE VALAYAM	25
FAMILY HEALTH CENTRE CHERUVANNUR NALLALAM	24
TALUK HOSPITAL FEROKE	23
TALUK HOSPITAL PERAMBRA	23
FAMILY HEALTH CENTRE PERUMANNA	22
COMMUNITY HEALTH CENTRE KODUVALLY	21
COMMUNITY HEALTH CENTRE ULLIYERI	20
FAMILY HEALTH CENTRE CHEKKIAD	19
TALUK HOSPITAL NADAPURAM	19
DISTRICT HOSPITAL VADAKARA	18
TALUK HOSPITAL KUTTIADI	18
FAMILY HEALTH CENTRE CHALIYAM	17
FAMILY HEALTH CENTRE CHANGAROTH	17
TALUK HEADQUARTERS HOSPITAL KOYILANDY	17
WOMEN AND CHILDREN HOSPITAL KOZHIKODE	16
FAMILY HEALTH CENTRE PUDUPPADI	15
GENERAL HOSPITAL KOZHIKODE	15
FAMILY HEALTH CENTRE BEYPORE	14
FAMILY HEALTH CENTRE MEPPAYUR	14
FAMILY HEALTH CENTRE MARUTHONKARA	13
COMMUNITY HEALTH CENTRE MUKKAM	12
FAMILY HEALTH CENTRE KARASSERY	12
FAMILY HEALTH CENTRE PUTHIYAPPA	12
FAMILY HEALTH CENTRE AYANCHERY	11
FAMILY HEALTH CENTRE MANGAD	11
FAMILY HEALTH CENTRE NOCHAD	11
FAMILY HEALTH CENTRE AZHIYUR	10
FAMILY HEALTH CENTRE KAKKUR	10
URBAN FAMILY HEALTH CENTRE FEROKE	10
FAMILY HEALTH CENTRE CHENGOTTUKAVU	9
FAMILY HEALTH CENTRE KODIYATHUR	9
FAMILY HEALTH CENTRE PANANGAD	8
FAMILY HEALTH CENTRE KODENCHERY	7
FAMILY HEALTH CENTRE NARIPATTA	7
FAMILY HEALTH CENTRE KAYAKKODY	6
FAMILY HEALTH CENTRE KUNNAMANGALAM	6

3.1 eHealth Performance - Reception Module

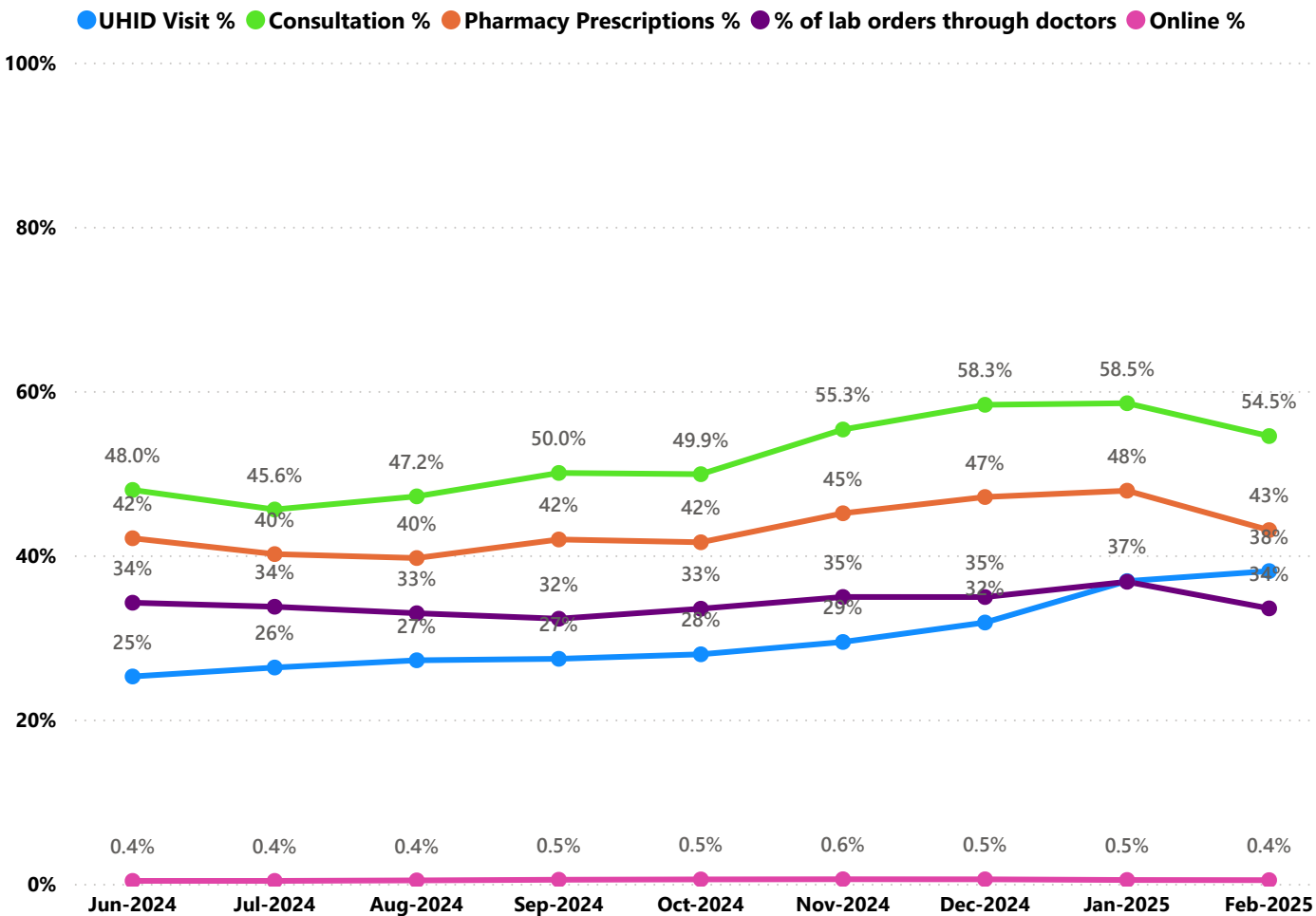
Reception Module is considered to be functional in an institution only if the number of total visits for the month is of minimum 500.

District	Institution Count	Institutions with Reception	% of institutions with Reception
ALAPPUZHA	35	35	100.00%
IDUKKI	23	23	100.00%
KOLLAM	31	31	100.00%
THRISSUR	71	71	100.00%
KOZHIKODE	61	59	96.72%
WAYANAD	26	24	96.00%
KASARAGOD	24	23	95.83%
KANNUR	45	43	95.56%
PATHANAMTHITTA	20	19	95.00%
ERNAKULAM	73	69	94.52%
PALAKKAD	46	43	93.48%
MALAPPURAM	60	56	93.33%
THIRUVANANTHAPURAM	101	93	92.08%
KOTTAYAM	41	32	78.05%

Hospital Name
FAMILY HEALTH CENTRE PERUVANNAMUZHI
COMMUNITY HEALTH CENTRE VALAYAM

Institutions where the reception module is either not started or not using

3.2 e-Health Performance Trend



- UHID Visit % is calculated as $(UHID\ Visits / Total\ Visit) \times 100$
- Consultation % is calculated as $(Doctor\ Consultation / OP\ Visits) \times 100$
- Pharmacy % is calculated as $(Pharmacy\ Prescriptions / Total\ OP\ Visits) \times 100$
- Lab % is calculated as $(Lab\ orders\ given\ by\ doctors / Total\ Lab\ Orders) \times 100$
- Online % is calculated as $(Online\ appointments\ via\ web\ portal / Total\ OP\ Visits) \times 100$

3.3 e-Health Performance Indicators

Hospital	UHID Visit %	Consultation %	Pharmacy Prescriptions %	% of Lab Orders given by Doctors
COMMUNITY HEALTH CENTRE VALAYAM	100.00%	0.00%	0.00%	0.00%
URBAN FAMILY HEALTH CENTRE PAYYOLI	85.34%	91.82%	84.88%	31.71%
URBAN PRIMARY HEALTH CENTRE KALLUNIRA	80.58%	95.50%	91.28%	52.52%
FAMILY HEALTH CENTRE KOTTUR	74.17%	86.09%	80.64%	55.91%
DISTRICT HOSPITAL VADAKARA	70.30%	13.84%	6.45%	4.12%
FAMILY HEALTH CENTRE KAKKUR	69.83%	70.84%	67.59%	39.88%
FAMILY HEALTH CENTRE CHORODE	69.65%	92.66%	89.35%	42.89%
FAMILY HEALTH CENTRE KODENCHERY	69.58%	80.52%	76.64%	40.46%
FAMILY HEALTH CENTRE ERAMANGALAM	69.00%	95.56%	90.58%	63.07%
FAMILY HEALTH CENTRE THIRUVAMBADI	67.11%	90.32%	83.48%	70.90%
FAMILY HEALTH CENTRE VADAKARA	66.38%	99.69%	90.70%	79.76%
FAMILY HEALTH CENTRE PURAMERY	63.56%	88.35%	83.70%	43.19%
FAMILY HEALTH CENTRE KAYAKKODY	61.53%	89.50%	86.59%	46.02%
FAMILY HEALTH CENTRE IRIVALLUR	60.37%	77.14%	77.80%	92.09%
FAMILY HEALTH CENTRE PANANGAD	59.79%	90.21%	85.64%	28.28%
FAMILY HEALTH CENTRE CHENGOTTUKAVU	59.32%	99.39%	95.58%	4.31%
FAMILY HEALTH CENTRE KAYANNA	58.52%	92.70%	91.19%	67.78%
FAMILY HEALTH CENTRE KIZHAKOTH	58.41%	97.78%	94.65%	60.70%
FAMILY HEALTH CENTRE AYANCHERY	57.83%	85.22%	84.34%	1.80%
FAMILY HEALTH CENTRE ATHOLI	57.37%	93.30%	91.43%	41.98%
COMMUNITY HEALTH CENTRE THIRUVANGOOR	57.33%	99.31%	85.49%	56.13%
FAMILY HEALTH CENTRE MADAVOOR KOZHIKODE	56.45%	99.42%	93.07%	65.99%
FAMILY HEALTH CENTRE MANGAD	55.80%	87.82%	55.01%	39.47%
FAMILY HEALTH CENTRE MOODADI	55.66%	91.79%	83.14%	56.44%
COMMUNITY HEALTH CENTRE KODUVALLY	53.24%	0.00%	0.00%	0.00%
FAMILY HEALTH CENTRE NARIPATTA	50.16%	92.56%	89.43%	39.56%
FAMILY HEALTH CENTRE BEYPORE	49.38%	29.98%	27.29%	100.00%
FAMILY HEALTH CENTRE VANIMEL	49.08%	92.34%	88.29%	64.08%
COMMUNITY HEALTH CENTRE ULLIYERI	48.48%	19.26%	11.86%	2.09%
FAMILY HEALTH CENTRE RAMANATUKARA	48.20%	99.58%	88.87%	71.36%
FAMILY HEALTH CENTRE MEPPAYUR	48.05%	50.73%	45.32%	41.93%
FAMILY HEALTH CENTRE KAKKODI	46.88%	92.41%	83.31%	79.97%
FAMILY HEALTH CENTRE KARASSERY	46.67%	87.46%	53.34%	35.62%
FAMILY HEALTH CENTRE NOCHAD	45.99%	96.97%	87.73%	10.00%
FAMILY HEALTH CENTRE ARIKKULAM	45.41%	98.43%	88.93%	65.83%
URBAN FAMILY HEALTH CENTRE KINASSERY	43.20%	89.28%	64.63%	100.00%
URBAN FAMILY HEALTH CENTRE PAYYANAKKAL	42.69%	89.99%	76.22%	77.95%
FAMILY HEALTH CENTRE MANIYOOR	40.83%	93.50%	91.42%	54.08%
FAMILY HEALTH CENTRE IRINGAL KOTTAKKAL	38.71%	99.36%	88.02%	98.01%
FAMILY HEALTH CENTRE MARUTHONKARA	36.88%	88.07%	84.58%	4.62%
FAMILY HEALTH CENTRE KODARANJI	36.75%	98.62%	94.01%	67.74%
FAMILY HEALTH CENTRE PUDUPPADI	36.28%	51.02%	21.55%	44.54%

3.3 e-Health Performance Indicators

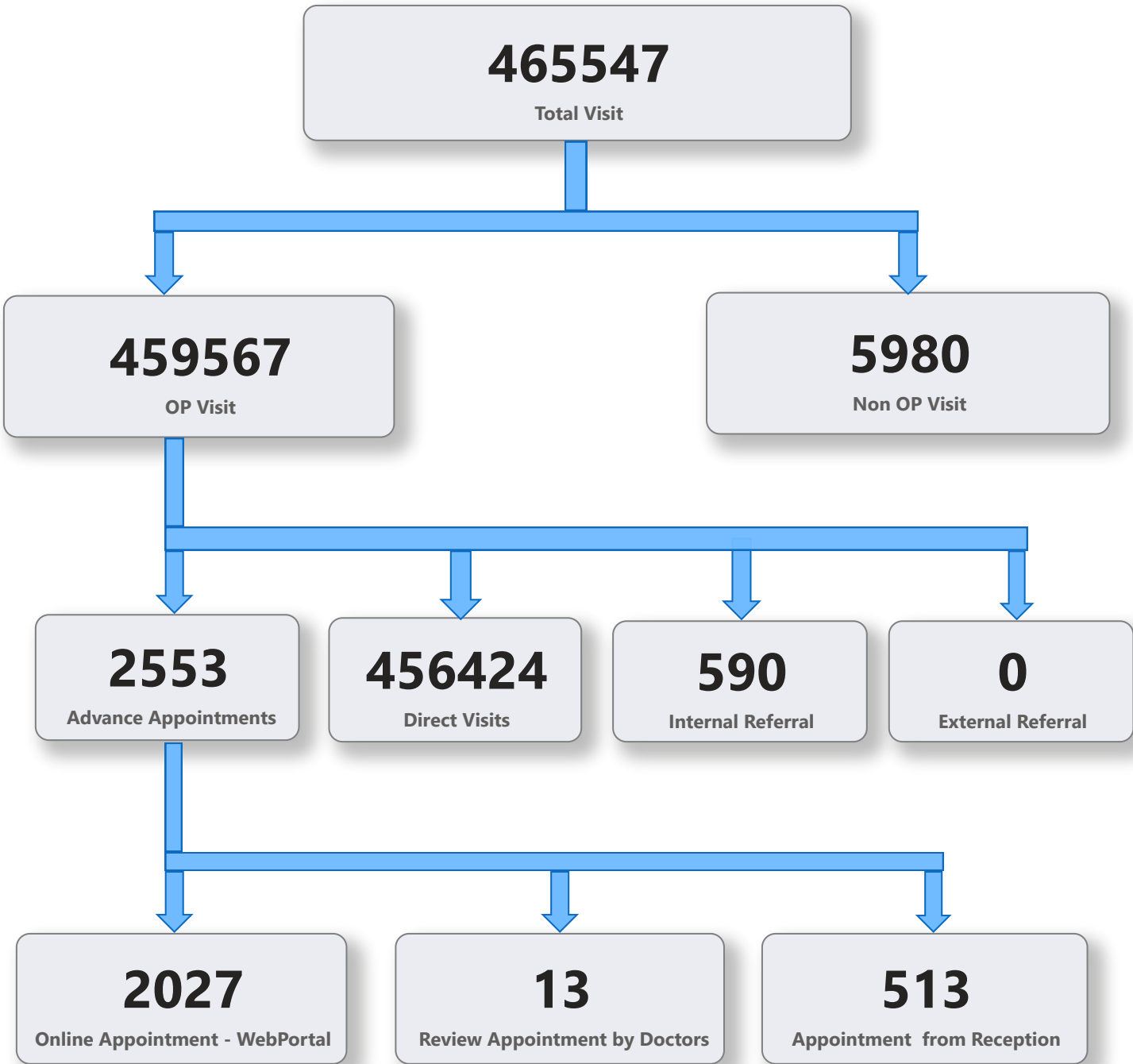
Hospital	UHID Visit %	Consultation %	Pharmacy Prescriptions %	% of Lab Orders given by Doctors
FAMILY HEALTH CENTRE PERUVANNAMUZH	0.00%	0.00%	0.00%	0.00%
TALUK HOSPITAL PERAMBRA	5.16%	20.41%	8.36%	0.31%
FAMILY HEALTH CENTRE CHEKKIAD	8.34%	49.35%	30.05%	9.88%
TALUK HOSPITAL KUTTIADI	8.99%	45.83%	40.86%	1.02%
WOMEN AND CHILDREN HOSPITAL KOZHIKODE	9.94%	30.19%	1.54%	100.00%
FAMILY HEALTH CENTRE CHALIYAM	10.85%	67.56%	34.84%	19.50%
FAMILY HEALTH CENTRE CHERUVANNUR NALLALAM	12.74%	0.00%	0.00%	0.00%
TALUK HEADQUARTERS HOSPITAL KOYILANDY	15.97%	17.94%	3.44%	100.00%
TALUK HOSPITAL NADAPURAM	21.68%	37.01%	17.60%	18.46%
TALUK HOSPITAL FEROKE	22.39%	0.00%	0.00%	0.00%
FAMILY HEALTH CENTRE AZHIYUR	23.80%	85.35%	82.69%	45.04%
FAMILY HEALTH CENTRE PUTHIYAPPA	24.88%	91.89%	76.88%	27.58%
FAMILY HEALTH CENTRE CHANGAROTH	25.56%	42.61%	41.68%	18.15%
URBAN FAMILY HEALTH CENTRE FEROKE	26.28%	98.49%	88.86%	37.17%
COMMUNITY HEALTH CENTRE MUKKAM	27.84%	77.73%	66.52%	53.19%
GENERAL HOSPITAL KOZHIKODE	28.45%	32.94%	0.00%	100.00%
FAMILY HEALTH CENTRE PERUMANNA	28.92%	27.22%	4.71%	0.00%
FAMILY HEALTH CENTRE KODIYATHUR	29.62%	95.74%	88.82%	46.84%
FAMILY HEALTH CENTRE KUNNAMANGALAM	30.70%	99.67%	88.00%	67.78%
FAMILY HEALTH CENTRE PUDUPPADI	36.28%	51.02%	21.55%	44.54%
FAMILY HEALTH CENTRE KODARANJI	36.75%	98.62%	94.01%	67.74%
FAMILY HEALTH CENTRE MARUTHONKARA	36.88%	88.07%	84.58%	4.62%
FAMILY HEALTH CENTRE IRINGAL KOTTAKKAL	38.71%	99.36%	88.02%	98.01%
FAMILY HEALTH CENTRE MANIYOOR	40.83%	93.50%	91.42%	54.08%
URBAN FAMILY HEALTH CENTRE PAYYANAKKAL	42.69%	89.99%	76.22%	77.95%
URBAN FAMILY HEALTH CENTRE KINASSERY	43.20%	89.28%	64.63%	100.00%
FAMILY HEALTH CENTRE ARIKKULAM	45.41%	98.43%	88.93%	65.83%
FAMILY HEALTH CENTRE NOCHAD	45.99%	96.97%	87.73%	10.00%
FAMILY HEALTH CENTRE KARASSERY	46.67%	87.46%	53.34%	35.62%
FAMILY HEALTH CENTRE KAKKODI	46.88%	92.41%	83.31%	79.97%
FAMILY HEALTH CENTRE MEPPAYUR	48.05%	50.73%	45.32%	41.93%
FAMILY HEALTH CENTRE RAMANATUKARA	48.20%	99.58%	88.87%	71.36%
COMMUNITY HEALTH CENTRE ULLIYERI	48.48%	19.26%	11.86%	2.09%
FAMILY HEALTH CENTRE VANIMEL	49.08%	92.34%	88.29%	64.08%
FAMILY HEALTH CENTRE BEYPORE	49.38%	29.98%	27.29%	100.00%
FAMILY HEALTH CENTRE NARIPATTA	50.16%	92.56%	89.43%	39.56%
COMMUNITY HEALTH CENTRE KODUVALLY	53.24%	0.00%	0.00%	0.00%
FAMILY HEALTH CENTRE MOODADI	55.66%	91.79%	83.14%	56.44%
FAMILY HEALTH CENTRE MANGAD	55.80%	87.82%	55.01%	39.47%
FAMILY HEALTH CENTRE MADAVOOR KOZHIKODE	56.45%	99.42%	93.07%	65.99%
COMMUNITY HEALTH CENTRE THIRUVANGOOR	57.33%	99.31%	85.49%	56.13%

4. Status of Modules Usage in Hospitals

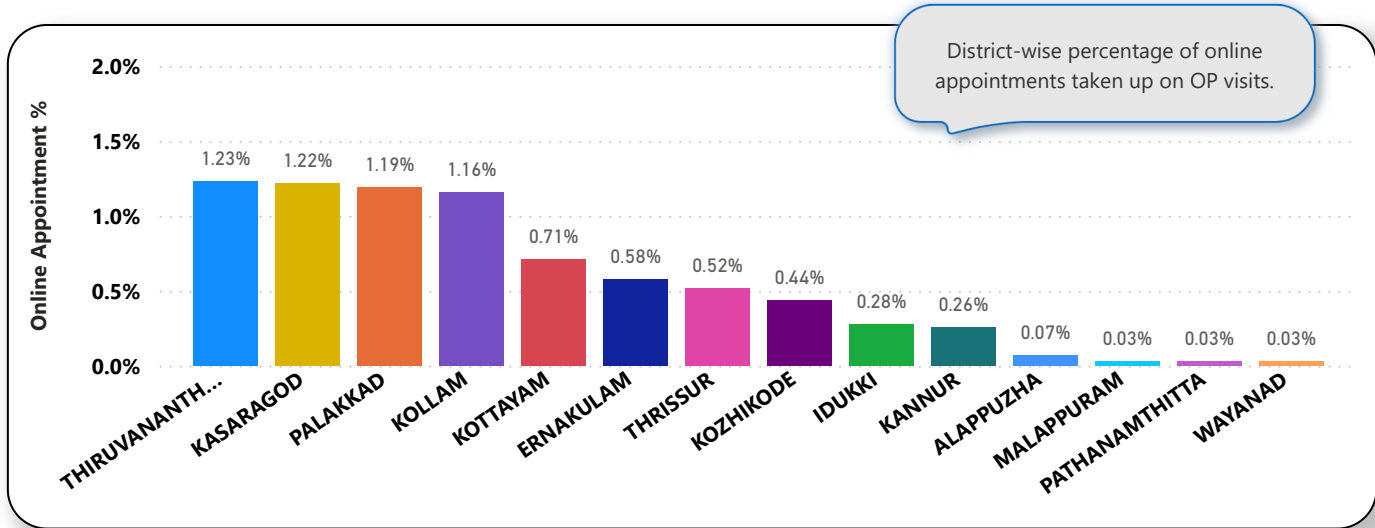
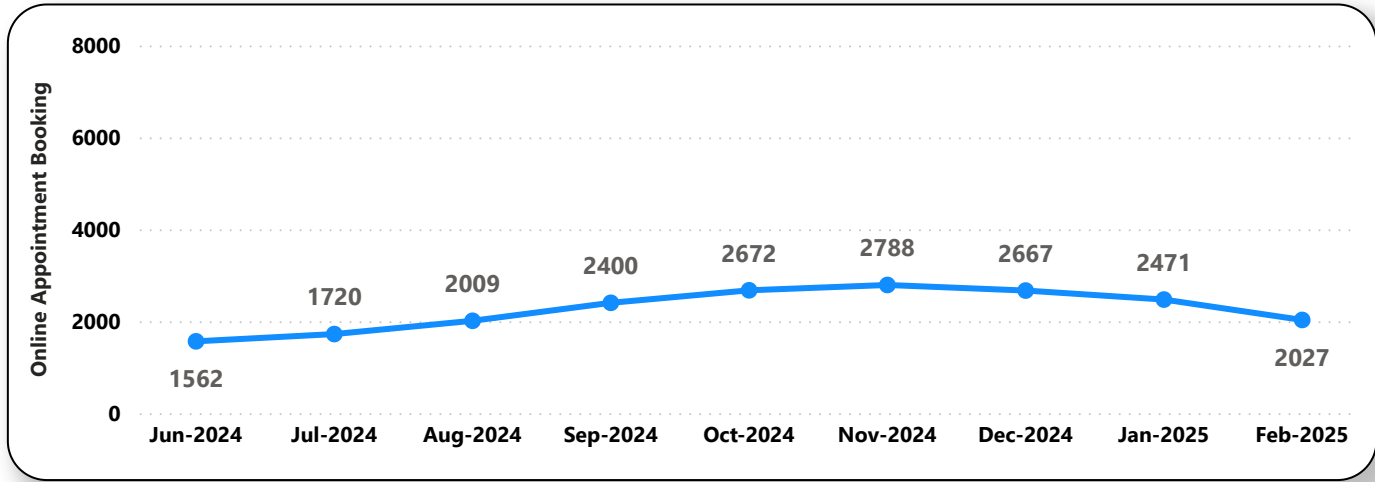
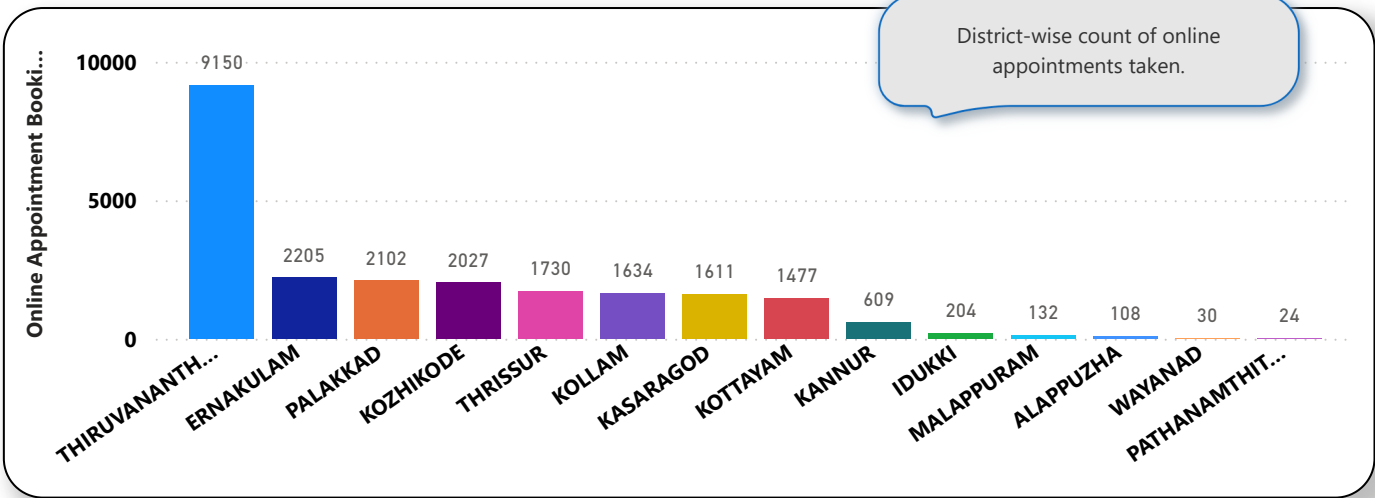
District wise status of live institutions and the count of various modules [Reception, OP Consultation, Lab, Pharmacy] started / functional.

District	Live Institutions	Reception	Consultation	Pharmacy	Lab
THIRUVANANTHAPURAM	101	93 (92%)	88 (87%)	77 (76%)	79 (78%)
ERNAKULAM	73	69 (95%)	54 (74%)	36 (49%)	34 (47%)
THRISSUR	71	71 (100%)	68 (96%)	65 (92%)	66 (93%)
KOZHIKODE	61	59 (97%)	56 (92%)	53 (87%)	52 (85%)
MALAPPURAM	60	56 (93%)	54 (90%)	49 (82%)	47 (78%)
KANNUR	45	43 (96%)	38 (84%)	34 (76%)	29 (64%)
PALAKKAD	45	43 (96%)	41 (91%)	38 (84%)	37 (82%)
KOTTAYAM	40	32 (80%)	30 (75%)	29 (73%)	27 (68%)
ALAPPUZHA	35	35 (100%)	35 (100%)	35 (100%)	33 (94%)
KOLLAM	31	31 (100%)	30 (97%)	30 (97%)	29 (94%)
WAYANAD	26	24 (92%)	23 (88%)	22 (85%)	21 (81%)
KASARAGOD	24	23 (96%)	22 (92%)	19 (79%)	16 (67%)
IDUKKI	23	23 (100%)	22 (96%)	22 (96%)	18 (78%)
PATHANAMTHITTA	20	19 (95%)	18 (90%)	18 (90%)	16 (80%)
Total	655	621 (95%)	579 (88%)	527 (80%)	504 (77%)

5. Appointment Booking in Hospitals (except Medical Colleges)



5. 1 Online Appointment Booking in Hospitals (except Medical Colleges)



6. eHealth Performance - Reach

Reach indicates the percentage of population availing services through eHealth. The formula used to calculate is (Number of UHID registered / Population) * 100 %.

