

1. eHealth Kerala - Vital Statistics

Hospital Type	Live Institutions
Family Health Centre	18
Urban Primary Health Centre	2
Community Health Centre	1
District Hospital	1
General Hospital	1
Specialty Hospital - Women Children	1
Total	24

2. eHealth - District Ranking Matrix Based on Performance of all Institutions (except Medical Colleges)

The ranking matrix showcases the performance of districts in providing eHealth services through all institutions (excluding Medical Colleges) based on six different parameters.

These parameters include:

1.

Number of institutions where the reception module is currently using.
2.

Percentage of UHID Visits.
3.

Percentage of Doctor Consultations.
4.

Percentage of Pharmacy Prescriptions by doctors.
5.

Percentage of lab orders through doctors.
6.

Number of Live Institutions.

Weightage is assigned to the percentages calculated in intervals of 10. The rank is determined based on the sum of these weightages.

The top-performing districts should aim to maintain their positions, while the average and low-performing districts should strive to reach the 'top four' league.

The ranking matrix for the current month, February 2025, along with the previous two months, is provided in the table below.

District	December	January	February
IDUKKI	1	1	1
WAYANAD	1	1	1
PALAKKAD	2	2	2
THRISSUR	3	3	3
ALAPPUZHA	5	3	4
MALAPPURAM	4	4	5
KOLLAM	6	5	6
KOZHIKODE	6	6	6
PATHANAMTHITTA	7	7	6
KANNUR	7	8	7
KASARAGOD	8	7	7
KOTTAYAM	6	8	8
THIRUVANANTHAPURAM	9	9	8
ERNAKULAM	10	10	9

- Best performing
- Average performing
- Low performing

3. eHealth - Institution Level Ranking (except Medical Colleges)

Hospital	Rank
FAMILY HEALTH CENTRE ENNAPPARA	1
FAMILY HEALTH CENTRE KUMBADAJE	2
FAMILY HEALTH CENTRE BELLUR	3
FAMILY HEALTH CENTRE NARKILAKKAD	4
FAMILY HEALTH CENTRE AJANUR	5
FAMILY HEALTH CENTRE MADIKAI	5
FAMILY HEALTH CENTRE ANANDASRAM	6
FAMILY HEALTH CENTRE UDUMBANTHALA	7
FAMILY HEALTH CENTRE VALIYAPARAMABA	7
URBAN PRIMARY HEALTH CENTRE PULLIKUNNU	8
WOMEN AND CHILDREN GOVERMENT HOSPITAL KANHANGAD	9
FAMILY HEALTH CENTRE KAYYUR	10
FAMILY HEALTH CENTRE MULLERIYA	10
URBAN PRIMARY HEALTH CENTRE NILESHWARAM	10
FAMILY HEALTH CENTRE KARINDALAM	11
FAMILY HEALTH CENTRE PANATHUR	11
FAMILY HEALTH CENTRE UDMA	11
BLOCK FAMILY HEALTH CENTRE CHERUVATHUR	12
FAMILY HEALTH CENTRE CHATTANCHAL	12
FAMILY HEALTH CENTRE MOGRALPUTHUR	13
DISTRICT HOSPITAL KANHANGAD	14
FAMILY HEALTH CENTRE PERLA	15
GENERAL HOSPITAL KASARAGOD	16
FAMILY HEALTH CENTRE PALLIKKARE	17

3.1 eHealth Performance - Reception Module

Reception Module is considered to be functional in an institution only if the number of total visits for the month is of minimum 500.

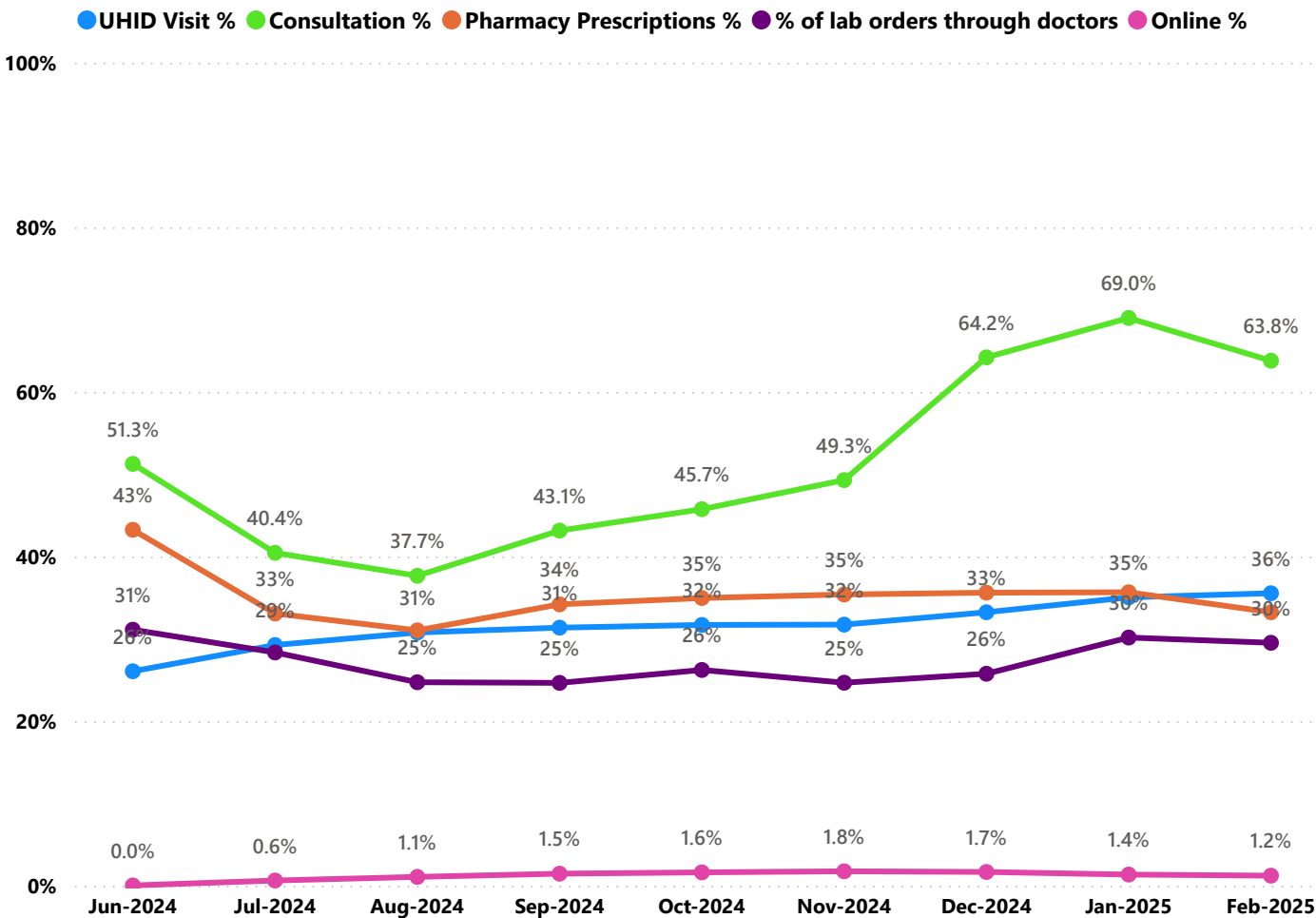
District	Institution Count	Institutions with Reception	% of institutions with Reception
ALAPPUZHA	35	35	100.00%
IDUKKI	23	23	100.00%
KOLLAM	31	31	100.00%
THRISSUR	71	71	100.00%
KOZHIKODE	61	59	96.72%
WAYANAD	26	24	96.00%
KASARAGOD	24	23	95.83%
KANNUR	45	43	95.56%
PATHANAMTHITTA	20	19	95.00%
ERNAKULAM	73	69	94.52%
PALAKKAD	46	43	93.48%
MALAPPURAM	60	56	93.33%
THIRUVANANTHAPURAM	101	93	92.08%
KOTTAYAM	41	32	78.05%

Hospital Name

FAMILY HEALTH CENTRE PALLIKKARE

Institutions where the reception module is either not started or not using

3.2 e-Health Performance Trend



- UHID Visit % is calculated as $(UHID\ Visits / Total\ Visit) \times 100$
- Consultation % is calculated as $(Doctor\ Consultation / OP\ Visits) \times 100$
- Pharmacy % is calculated as $(Pharmacy\ Prescriptions / Total\ OP\ Visits) \times 100$
- Lab % is calculated as $(Lab\ orders\ given\ by\ doctors / Total\ Lab\ Orders) \times 100$
- Online % is calculated as $(Online\ appointments\ via\ web\ portal / Total\ OP\ Visits) \times 100$

3.3 e-Health Performance Indicators

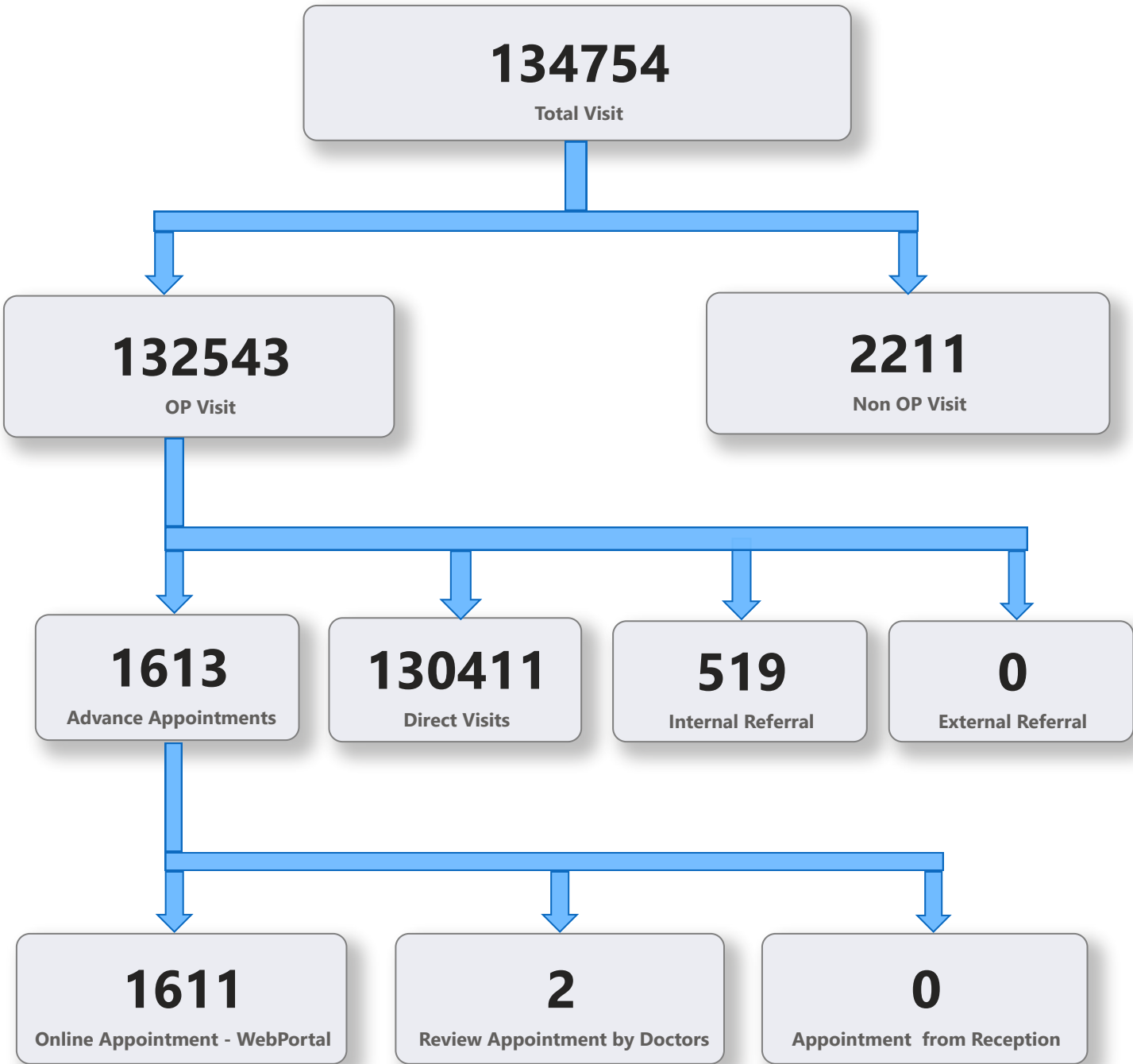
Hospital	UHID Visit %	Consultation %	Pharmacy Prescriptions %	% of Lab Orders given by Doctors
FAMILY HEALTH CENTRE ENNAPPARA	86.39%	99.88%	90.70%	99.53%
FAMILY HEALTH CENTRE BELLUR	85.96%	99.10%	86.08%	83.03%
FAMILY HEALTH CENTRE MADIKAI	77.61%	94.31%	69.08%	97.10%
FAMILY HEALTH CENTRE KUMBADAJE	73.92%	99.95%	94.27%	100.00%
FAMILY HEALTH CENTRE NARKILAKKAD	69.38%	97.11%	86.32%	100.00%
FAMILY HEALTH CENTRE KARINDALAM	68.86%	93.40%	42.69%	45.19%
FAMILY HEALTH CENTRE ANANDASRAM	62.31%	93.25%	88.03%	77.01%
FAMILY HEALTH CENTRE KAYYUR	59.46%	89.86%	73.23%	40.37%
BLOCK FAMILY HEALTH CENTRE CHERUVATHUR	55.24%	83.08%	0.12%	100.00%
FAMILY HEALTH CENTRE AJANUR	52.19%	99.94%	85.44%	100.00%
URBAN PRIMARY HEALTH CENTRE NILESHWARAM	51.98%	78.01%	73.02%	54.05%
FAMILY HEALTH CENTRE UDUMBANTHALA	48.53%	99.82%	85.25%	87.38%
FAMILY HEALTH CENTRE VALIYAPARAMABA	40.53%	97.25%	83.57%	83.72%
DISTRICT HOSPITAL KANHANGAD	37.04%	40.84%	16.87%	100.00%
FAMILY HEALTH CENTRE MULLERIYA	32.08%	94.62%	38.21%	100.00%
FAMILY HEALTH CENTRE PERLA	31.01%	30.61%	13.14%	12.40%
FAMILY HEALTH CENTRE PANATHUR	27.36%	83.79%	47.06%	100.00%
FAMILY HEALTH CENTRE UDMA	26.65%	91.56%	33.21%	100.00%
FAMILY HEALTH CENTRE CHATTANCHAL	23.74%	94.33%	28.26%	100.00%
FAMILY HEALTH CENTRE MOGRALPUTHUR	21.91%	74.38%	11.53%	100.00%
URBAN PRIMARY HEALTH CENTRE PULLIKUNNU	21.49%	95.65%	74.13%	100.00%
WOMEN AND CHILDREN GOVERMENT HOSPITAL KANHANGAD	20.74%	92.15%	77.99%	78.01%
GENERAL HOSPITAL KASARAGOD	9.83%	24.24%	9.17%	3.86%
FAMILY HEALTH CENTRE PALLIKKARE	0.00%	0.00%	0.00%	0.00%

4. Status of Modules Usage in Hospitals

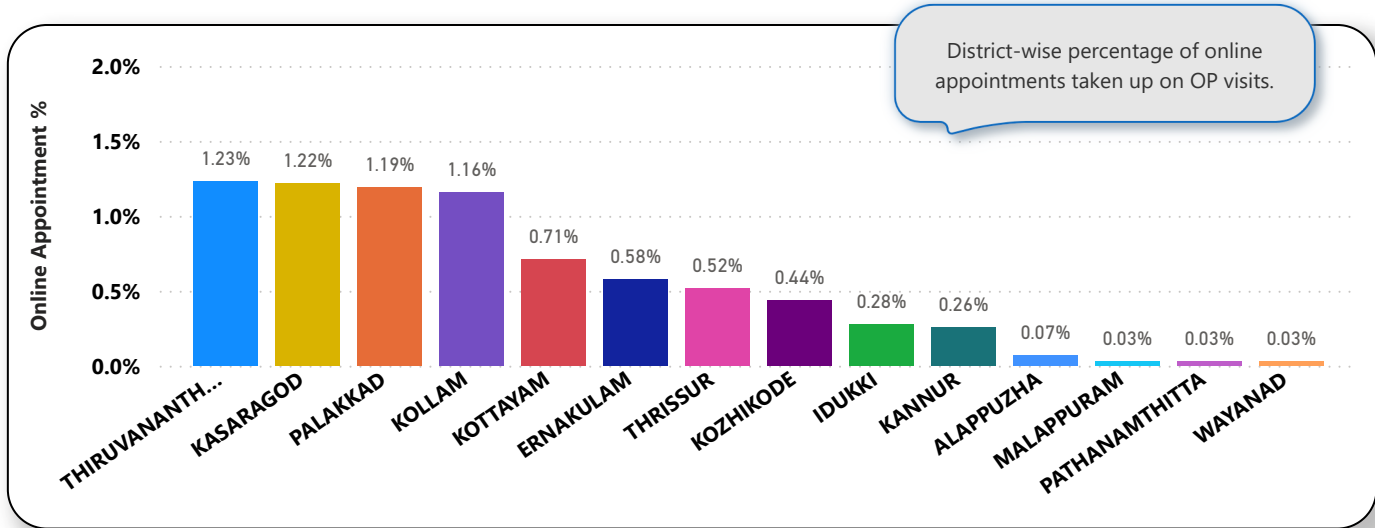
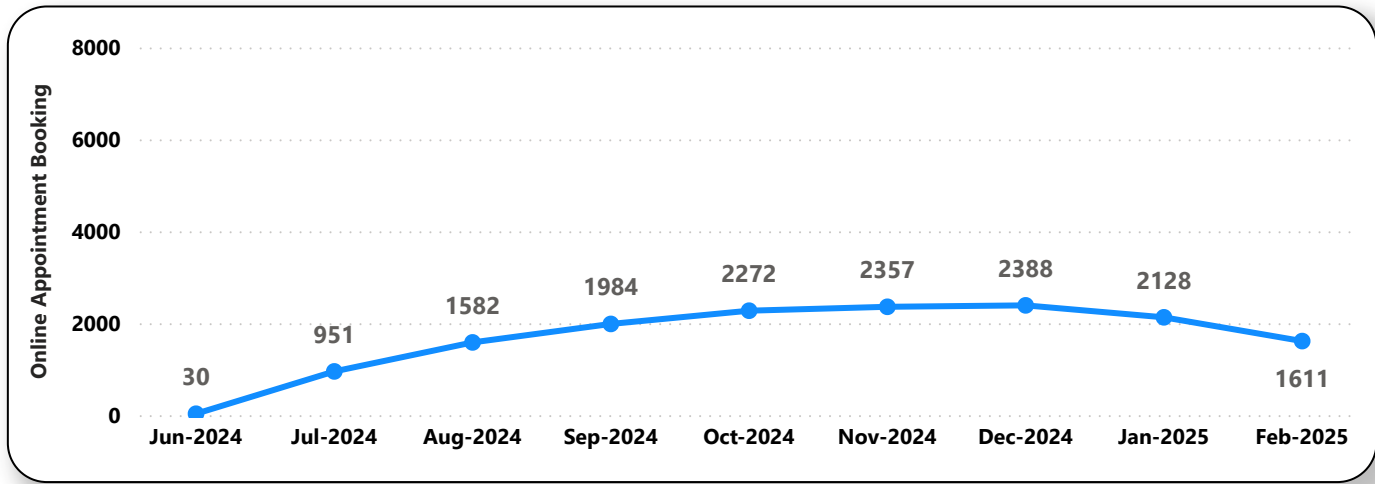
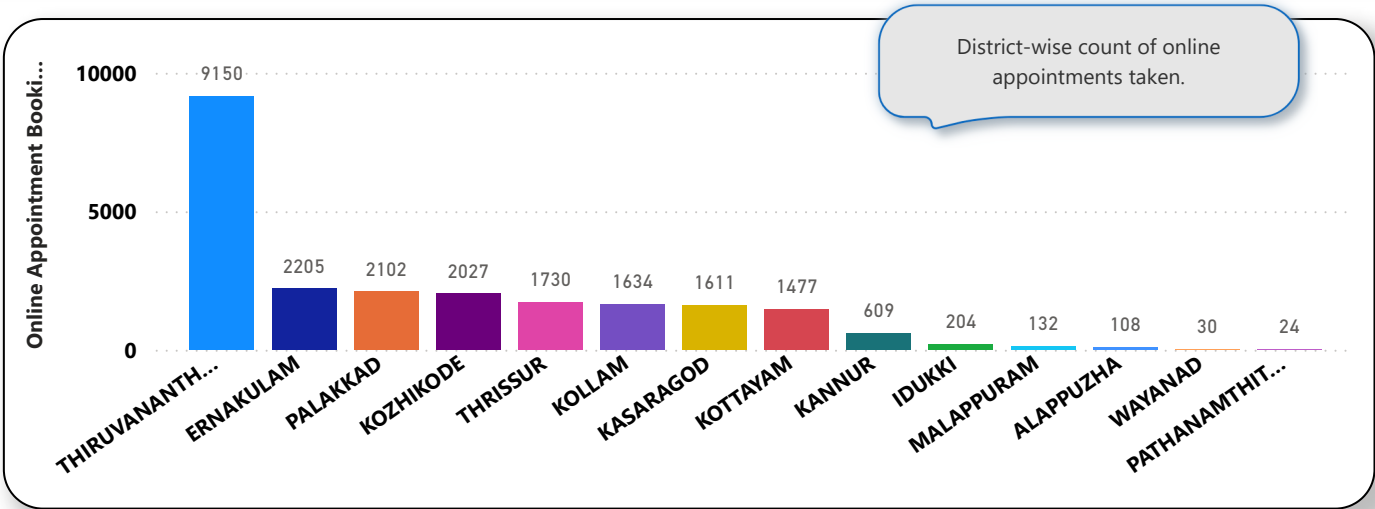
District wise status of live institutions and the count of various modules [Reception, OP Consultation, Lab, Pharmacy] started / functional.

District	Live Institutions	Reception	Consultation	Pharmacy	Lab
THIRUVANANTHAPURAM	101	93 (92%)	88 (87%)	77 (76%)	79 (78%)
ERNAKULAM	73	69 (95%)	54 (74%)	36 (49%)	34 (47%)
THRISSUR	71	71 (100%)	68 (96%)	65 (92%)	66 (93%)
KOZHIKODE	61	59 (97%)	56 (92%)	53 (87%)	52 (85%)
MALAPPURAM	60	56 (93%)	54 (90%)	49 (82%)	47 (78%)
KANNUR	45	43 (96%)	38 (84%)	34 (76%)	29 (64%)
PALAKKAD	45	43 (96%)	41 (91%)	38 (84%)	37 (82%)
KOTTAYAM	40	32 (80%)	30 (75%)	29 (73%)	27 (68%)
ALAPPUZHA	35	35 (100%)	35 (100%)	35 (100%)	33 (94%)
KOLLAM	31	31 (100%)	30 (97%)	30 (97%)	29 (94%)
WAYANAD	26	24 (92%)	23 (88%)	22 (85%)	21 (81%)
KASARAGOD	24	23 (96%)	22 (92%)	19 (79%)	16 (67%)
IDUKKI	23	23 (100%)	22 (96%)	22 (96%)	18 (78%)
PATHANAMTHITTA	20	19 (95%)	18 (90%)	18 (90%)	16 (80%)
Total	655	621 (95%)	579 (88%)	527 (80%)	504 (77%)

5. Appointment Booking in Hospitals (except Medical Colleges)



5. 1 Online Appointment Booking in Hospitals (except Medical Colleges)



6. eHealth Performance - Reach

Reach indicates the percentage of population availing services through eHealth. The formula used to calculate is (Number of UHID registered / Population) * 100 %.

