

1. eHealth Kerala - Vital Statistics

Hospital Type	Live Institutions
Family Health Centre	45
Urban Primary Health Centre	5
District Hospital	3
Taluk Headquarters Hospital	3
Community Health Centre	2
Medical College Hospital	1
Public Health Laboratory	1
Specialty Hospital - Women Children	1
Taluk Hospital	1
Total	62

2. eHealth - District Ranking Matrix Based on Performance of all Institutions (except Medical Colleges)

The ranking matrix showcases the performance of districts in providing eHealth services through all institutions (excluding Medical Colleges) based on six different parameters.

These parameters include:

1.

Number of institutions where the reception module is currently using.
2.

Percentage of UHID Visits.
3.

Percentage of Doctor Consultations.
4.

Percentage of Pharmacy Prescriptions by doctors.
5.

Percentage of lab orders through doctors.
6.

Number of Live Institutions.

Weightage is assigned to the percentages calculated in intervals of 10. The rank is determined based on the sum of these weightages.

The top-performing districts should aim to maintain their positions, while the average and low-performing districts should strive to reach the 'top four' league.

The ranking matrix for the current month, February 2025, along with the previous two months, is provided in the table below.

District	December	January	February
IDUKKI	1	1	1
WAYANAD	1	1	1
PALAKKAD	2	2	2
THRISSUR	3	3	3
ALAPPUZHA	5	3	4
MALAPPURAM	4	4	5
KOLLAM	6	5	6
KOZHIKODE	6	6	6
PATHANAMTHITTA	7	7	6
KANNUR	7	8	7
KASARAGOD	8	7	7
KOTTAYAM	6	8	8
THIRUVANANTHAPURAM	9	9	8
ERNAKULAM	10	10	9

- Best performing
- Average performing
- Low performing

3. eHealth - Institution Level Ranking (except Medical Colleges)

Hospital	Rank
FAMILY HEALTH CENTRE MOORKKANAD	1
FAMILY HEALTH CENTRE PULIKKAL	1
FAMILY HEALTH CENTRE THIRUNAVAYA	1
FAMILY HEALTH CENTRE CHELEMBRA	2
FAMILY HEALTH CENTRE CHOKKAD	2
FAMILY HEALTH CENTRE PONMALA	2
FAMILY HEALTH CENTRE CHERUKAVU	3
FAMILY HEALTH CENTRE PARAPPANANGADI	3
FAMILY HEALTH CENTRE MOONNIYUR	4
BLOCK FAMILY HEALTH CENTRE THIRUVALI	5
FAMILY HEALTH CENTRE A R NAGAR	5
FAMILY HEALTH CENTRE ATHANIKKAL	5
FAMILY HEALTH CENTRE KARULAI	5
FAMILY HEALTH CENTRE KOTTAKKAL	6
FAMILY HEALTH CENTRE MORAYUR	6
FAMILY HEALTH CENTRE POTHUKAL	7
FAMILY HEALTH CENTRE VAZHIKKADAVU	7
FAMILY HEALTH CENTRE PANG	8
FAMILY HEALTH CENTRE NANNAMBRA	9
FAMILY HEALTH CENTRE VAZHAYOOR	9
FAMILY HEALTH CENTRE PALAPPETTY	10
FAMILY HEALTH CENTRE ELAMKULAM	11
FAMILY HEALTH CENTRE VALAVANNUR	11
URBAN PRIMARY HEALTH CENTRE NILAMBUR	11
URBAN PRIMARY HEALTH CENTRE VETTEKODE	11
FAMILY HEALTH CENTRE KOOTTAYI	12
FAMILY HEALTH CENTRE THRIKKALANGODE	12
URBAN PRIMARY HEALTH CENTRE PERINTHALMANNA	12
FAMILY HEALTH CENTRE MARAKKARA	13
FAMILY HEALTH CENTRE THAZHEKKODE	13
FAMILY HEALTH CENTRE VELIYANCODE	13
URBAN PRIMARY HEALTH CENTRE MANGALASSERY	13
FAMILY HEALTH CENTRE OZHUR	14
FAMILY HEALTH CENTRE THALAKKAD	14
FAMILY HEALTH CENTRE VAZHAKKAD	14
FAMILY HEALTH CENTRE CHALIYAR	15
FAMILY HEALTH CENTRE KALADI	15

Hospital	Rank
BLOCK FAMILY HEALTH CENTRE VETOM	26
DISTRICT HOSPITAL NILAMBUR	26
FAMILY HEALTH CENTRE VATTAMKULAM	26
TALUK HEAD QUARTERS HOSPITAL KONDOTTY	26
DISTRICT HOSPITAL PERINTHALMANNA	25
TALUK HOSPITAL WANDOOD	25
WOMEN AND CHILDRENS HOSPITAL PONNANI	24
FAMILY HEALTH CENTRE THUVVUR	23
TALUK HEAD QUARTERS HOSPITAL TIRURANGADI	23
FAMILY HEALTH CENTRE EDAYUR	22
FAMILY HEALTH CENTRE PORUR	22
FAMILY HEALTH CENTRE PANDIKKAD	21
DISTRICT HOSPITAL TIRUR	20
FAMILY HEALTH CENTRE KUZHIMANNA	20
TALUK HEAD QUARTERS HOSPITAL MALAPPURAM	20
URBAN PRIMARY HEALTH CENTRE BIYYAM	19
FAMILY HEALTH CENTRE ALAMKODE	18
FAMILY HEALTH CENTRE THANALUR	18
BLOCK FAMILY HEALTH CENTRE MARANCHERY	17
FAMILY HEALTH CENTRE POOVATHIKKAL	17
FAMILY HEALTH CENTRE TRIPPANACHI	17
FAMILY HEALTH CENTRE CHEMMALASSERY	16
FAMILY HEALTH CENTRE TRIPRANGODE	16
FAMILY HEALTH CENTRE CHALIYAR	15
FAMILY HEALTH CENTRE KALADI	15
FAMILY HEALTH CENTRE OZHUR	14
FAMILY HEALTH CENTRE THALAKKAD	14
FAMILY HEALTH CENTRE VAZHAKKAD	14
FAMILY HEALTH CENTRE MARAKKARA	13
FAMILY HEALTH CENTRE THAZHEKKODE	13
FAMILY HEALTH CENTRE VELIYANCODE	13
URBAN PRIMARY HEALTH CENTRE MANGALASSERY	13
FAMILY HEALTH CENTRE KOOTTAYI	12
FAMILY HEALTH CENTRE THRIKKALANGODE	12
URBAN PRIMARY HEALTH CENTRE PERINTHALMANNA	12
FAMILY HEALTH CENTRE ELAMKULAM	11

3.1 eHealth Performance - Reception Module

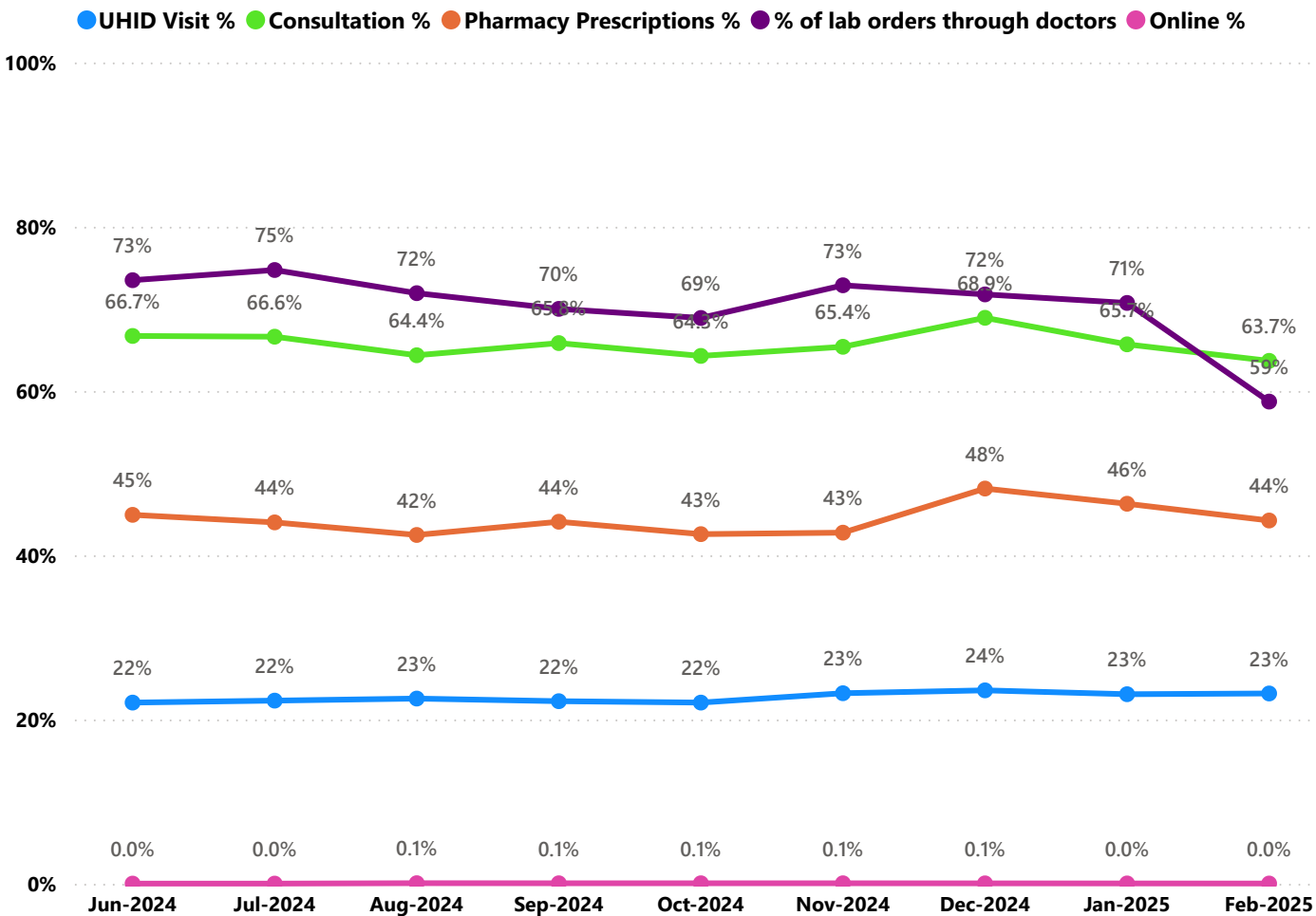
Reception Module is considered to be functional in an institution only if the number of total visits for the month is of minimum 500.

District	Institution Count	Institutions with Reception	% of institutions with Reception
ALAPPUZHA	35	35	100.00%
IDUKKI	23	23	100.00%
KOLLAM	31	31	100.00%
THRISSUR	71	71	100.00%
KOZHIKODE	61	59	96.72%
WAYANAD	26	24	96.00%
KASARAGOD	24	23	95.83%
KANNUR	45	43	95.56%
PATHANAMTHITTA	20	19	95.00%
ERNAKULAM	73	69	94.52%
PALAKKAD	46	43	93.48%
MALAPPURAM	60	56	93.33%
THIRUVANANTHAPURAM	101	93	92.08%
KOTTAYAM	41	32	78.05%

Hospital Name
TALUK HEAD QUARTERS HOSPITAL KONDOTTY
FAMILY HEALTH CENTRE VATTAMKULAM
DISTRICT HOSPITAL NILAMBUR
BLOCK FAMILY HEALTH CENTRE VETOM

Institutions where the reception module is either not started or not using

3.2 e-Health Performance Trend



- UHID Visit % is calculated as $(UHID\ Visits / Total\ Visit) \times 100$
- Consultation % is calculated as $(Doctor\ Consultation / OP\ Visits) \times 100$
- Pharmacy % is calculated as $(Pharmacy\ Prescriptions / Total\ OP\ Visits) \times 100$
- Lab % is calculated as $(Lab\ orders\ given\ by\ doctors / Total\ Lab\ Orders) \times 100$
- Online % is calculated as $(Online\ appointments\ via\ web\ portal / Total\ OP\ Visits) \times 100$

3.3 e-Health Performance Indicators

Hospital	UHID Visit %	Consultation %	Pharmacy Prescriptions %	% of Lab Orders given by Doctors
FAMILY HEALTH CENTRE ATHANIKKAL	79.62%	83.19%	78.83%	87.97%
FAMILY HEALTH CENTRE ELAMKULAM	78.12%	78.33%	69.51%	46.74%
FAMILY HEALTH CENTRE PONMALA	77.94%	99.56%	87.85%	92.85%
FAMILY HEALTH CENTRE CHERUKAVU	76.24%	99.70%	76.91%	98.71%
FAMILY HEALTH CENTRE MOORKKANAD	76.14%	99.57%	91.63%	100.00%
FAMILY HEALTH CENTRE PULIKKAL	72.81%	99.28%	93.56%	100.00%
FAMILY HEALTH CENTRE CHELEMBRA	70.53%	97.97%	81.94%	98.46%
FAMILY HEALTH CENTRE THIRUNAVAYA	70.11%	99.80%	96.06%	98.01%
FAMILY HEALTH CENTRE CHEMMALASSERY	69.30%	90.33%	21.75%	6.23%
FAMILY HEALTH CENTRE CHOKKAD	66.60%	97.31%	93.52%	100.00%
FAMILY HEALTH CENTRE MOONNIYUR	65.73%	93.66%	86.15%	86.94%
FAMILY HEALTH CENTRE PORUR	63.92%	28.80%	0.00%	0.00%
BLOCK FAMILY HEALTH CENTRE THIRUVALI	60.73%	95.56%	83.64%	73.78%
FAMILY HEALTH CENTRE MORAYUR	58.56%	99.22%	92.33%	69.05%
FAMILY HEALTH CENTRE PARAPPANANGADI	56.35%	97.64%	91.10%	92.20%
FAMILY HEALTH CENTRE CHALIYAR	55.00%	59.81%	53.87%	47.84%
FAMILY HEALTH CENTRE A R NAGAR	49.14%	99.21%	86.25%	93.37%
FAMILY HEALTH CENTRE THANALUR	48.06%	84.28%	0.30%	0.00%
FAMILY HEALTH CENTRE POTHUKAL	48.02%	100.00%	91.20%	67.08%
FAMILY HEALTH CENTRE KALADI	41.74%	90.54%	55.74%	11.04%
FAMILY HEALTH CENTRE TRIPRANGODE	39.68%	85.85%	54.74%	14.78%
FAMILY HEALTH CENTRE KOOTTAYI	38.34%	64.77%	40.12%	99.18%
FAMILY HEALTH CENTRE KARULAI	35.58%	97.92%	93.01%	97.74%
FAMILY HEALTH CENTRE VAZHAYOOR	31.42%	80.49%	66.17%	100.00%
FAMILY HEALTH CENTRE KOTTAKKAL	30.80%	99.95%	84.75%	100.00%
FAMILY HEALTH CENTRE NANNAMBRA	29.28%	94.54%	67.07%	92.42%
FAMILY HEALTH CENTRE EDAYUR	27.29%	52.41%	17.78%	7.94%
FAMILY HEALTH CENTRE VAZHIKKADAVU	26.14%	99.39%	90.30%	80.09%
FAMILY HEALTH CENTRE THAZHEKKODE	25.06%	91.03%	63.72%	46.91%
FAMILY HEALTH CENTRE PANG	22.40%	96.40%	91.91%	72.52%
URBAN PRIMARY HEALTH CENTRE VETTEKODE	21.66%	88.79%	75.19%	71.58%
FAMILY HEALTH CENTRE THRIKKALANGODE	21.17%	89.85%	62.00%	68.50%
FAMILY HEALTH CENTRE ALAMKODE	20.48%	93.84%	0.00%	16.63%
URBAN PRIMARY HEALTH CENTRE NILAMBUR	19.43%	89.50%	64.49%	96.19%
FAMILY HEALTH CENTRE MARAKKARA	19.18%	98.96%	56.13%	60.71%
FAMILY HEALTH CENTRE THUVVUR	16.94%	49.19%	9.45%	1.26%
URBAN PRIMARY HEALTH CENTRE PERINTHALMANNA	13.07%	83.93%	56.89%	84.36%
FAMILY HEALTH CENTRE KUZHIMANNA	11.52%	98.21%	6.55%	7.14%
FAMILY HEALTH CENTRE POOVATHIKKAL	10.84%	92.57%	47.68%	0.00%
FAMILY HEALTH CENTRE VAZHAKKAD	9.40%	90.08%	77.46%	48.93%
FAMILY HEALTH CENTRE VALAVANNUR	6.31%	86.22%	71.52%	91.09%
DISTRICT HOSPITAL NILAMBUR	3.74%	0.00%	0.00%	0.00%

3.3 e-Health Performance Indicators

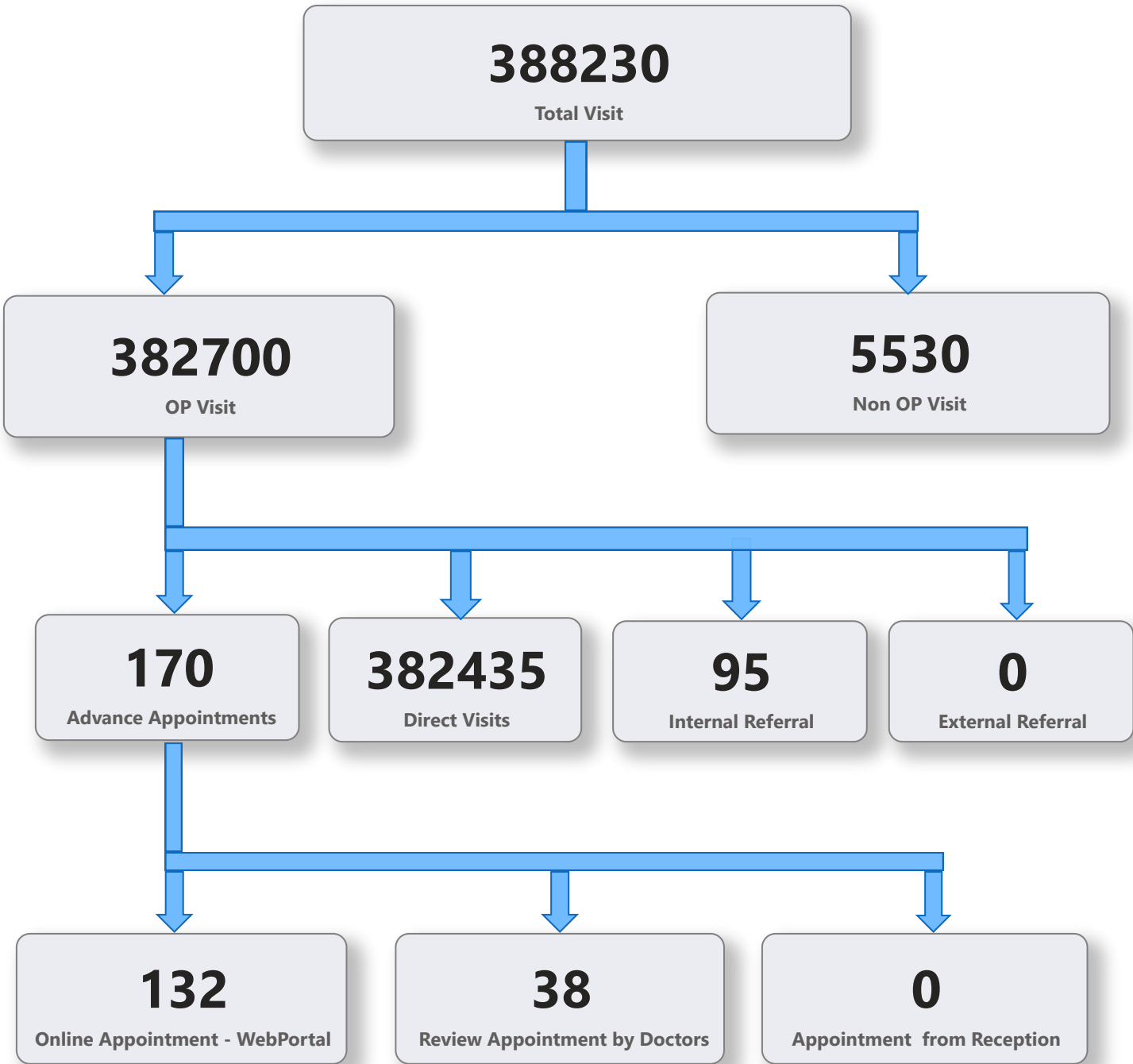
Hospital	UHID Visit %	Consultation %	Pharmacy Prescriptions %	% of Lab Orders given by Doctors
FAMILY HEALTH CENTRE VELIYANCODE	0.00%	75.14%	52.75%	100.00%
BLOCK FAMILY HEALTH CENTRE MARANCHERY	0.00%	51.04%	0.03%	100.00%
BLOCK FAMILY HEALTH CENTRE VETOM	0.00%	0.00%	0.00%	0.00%
FAMILY HEALTH CENTRE VATTAMKULAM	0.00%	0.00%	0.00%	0.00%
TALUK HEAD QUARTERS HOSPITAL KONDOTTY	0.00%	0.00%	0.00%	0.00%
TALUK HEAD QUARTERS HOSPITAL MALAPPURAM	0.01%	10.84%	3.39%	100.00%
TALUK HOSPITAL WANDOOOR	0.14%	0.00%	0.00%	0.00%
WOMEN AND CHILDRENS HOSPITAL PONNANI	0.16%	22.15%	2.29%	0.00%
DISTRICT HOSPITAL PERINTHALMANNA	0.38%	0.00%	0.00%	0.00%
DISTRICT HOSPITAL TIRUR	0.49%	11.07%	8.33%	100.00%
URBAN PRIMARY HEALTH CENTRE BIYYAM	0.89%	45.26%	44.37%	34.67%
FAMILY HEALTH CENTRE OZHUR	1.31%	88.70%	45.76%	84.15%
URBAN PRIMARY HEALTH CENTRE MANGALASSERY	1.51%	70.68%	55.01%	100.00%
FAMILY HEALTH CENTRE TRIPPANACHI	1.57%	64.63%	54.33%	34.19%
FAMILY HEALTH CENTRE PALAPPETTY	1.99%	91.45%	70.74%	100.00%
TALUK HEAD QUARTERS HOSPITAL TIRURANGADI	2.68%	37.73%	23.33%	1.09%
FAMILY HEALTH CENTRE THALAKKAD	2.89%	90.21%	53.31%	65.12%
FAMILY HEALTH CENTRE PANDIKKAD	3.59%	65.94%	39.12%	9.56%
DISTRICT HOSPITAL NILAMBUR	3.74%	0.00%	0.00%	0.00%
FAMILY HEALTH CENTRE VALAVANNUR	6.31%	86.22%	71.52%	91.09%
FAMILY HEALTH CENTRE VAZHAKKAD	9.40%	90.08%	77.46%	48.93%
FAMILY HEALTH CENTRE POOVATHIKKAL	10.84%	92.57%	47.68%	0.00%
FAMILY HEALTH CENTRE KUZHIMANNA	11.52%	98.21%	6.55%	7.14%
URBAN PRIMARY HEALTH CENTRE PERINTHALMANNA	13.07%	83.93%	56.89%	84.36%
FAMILY HEALTH CENTRE THUVVUR	16.94%	49.19%	9.45%	1.26%
FAMILY HEALTH CENTRE MARAKKARA	19.18%	98.96%	56.13%	60.71%
URBAN PRIMARY HEALTH CENTRE NILAMBUR	19.43%	89.50%	64.49%	96.19%
FAMILY HEALTH CENTRE ALAMKODE	20.48%	93.84%	0.00%	16.63%
FAMILY HEALTH CENTRE THRIKKALANGODE	21.17%	89.85%	62.00%	68.50%
URBAN PRIMARY HEALTH CENTRE VETTEKODE	21.66%	88.79%	75.19%	71.58%
FAMILY HEALTH CENTRE PANG	22.40%	96.40%	91.91%	72.52%
FAMILY HEALTH CENTRE THAZHEKKODE	25.06%	91.03%	63.72%	46.91%
FAMILY HEALTH CENTRE VAZHIKKADAVU	26.14%	99.39%	90.30%	80.09%
FAMILY HEALTH CENTRE EDAYUR	27.29%	52.41%	17.78%	7.94%
FAMILY HEALTH CENTRE NANNAMBRA	29.28%	94.54%	67.07%	92.42%
FAMILY HEALTH CENTRE KOTTAKKAL	30.80%	99.95%	84.75%	100.00%
FAMILY HEALTH CENTRE VAZHAYOOR	31.42%	80.49%	66.17%	100.00%
FAMILY HEALTH CENTRE KARULAI	35.58%	97.92%	93.01%	97.74%
FAMILY HEALTH CENTRE KOOTTAYI	38.34%	64.77%	40.12%	99.18%
FAMILY HEALTH CENTRE TRIPRANGODE	39.68%	85.85%	54.74%	14.78%
FAMILY HEALTH CENTRE KALADI	41.74%	90.54%	55.74%	11.04%

4. Status of Modules Usage in Hospitals

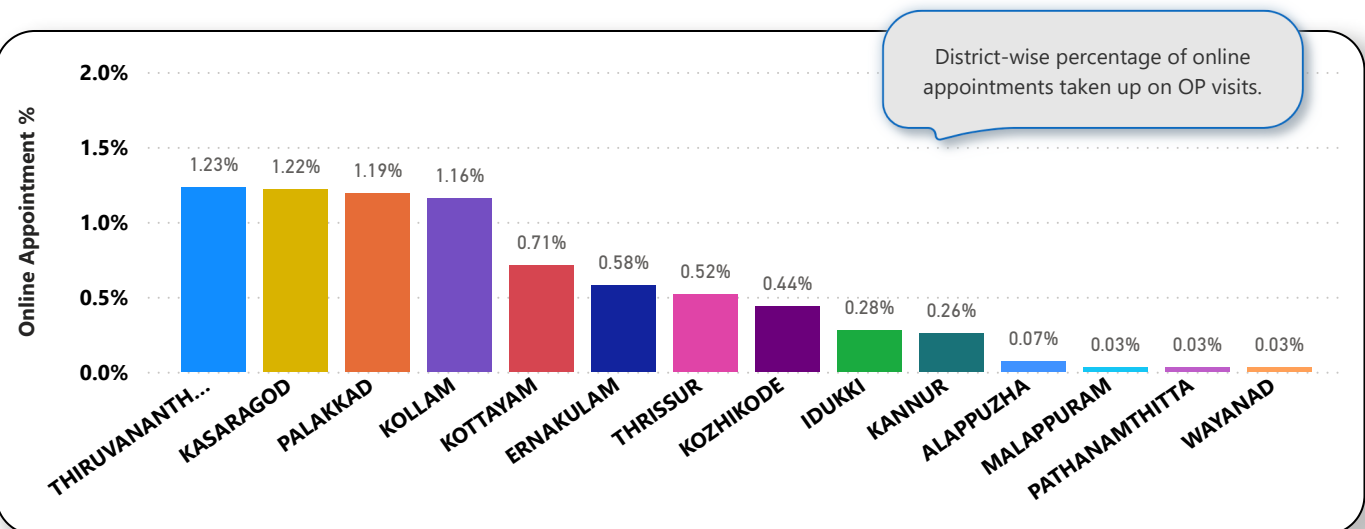
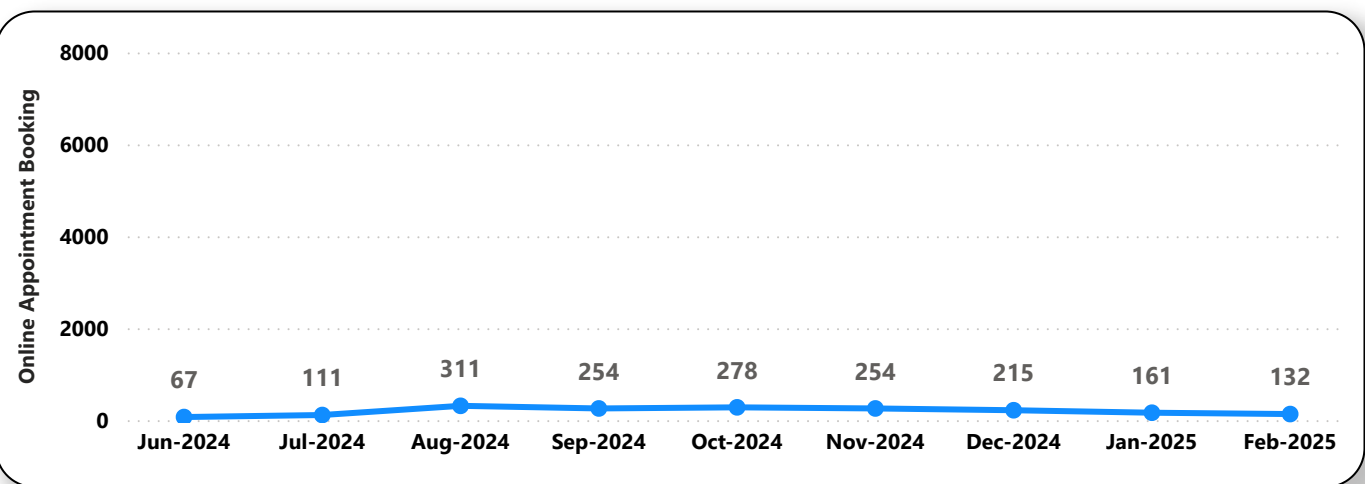
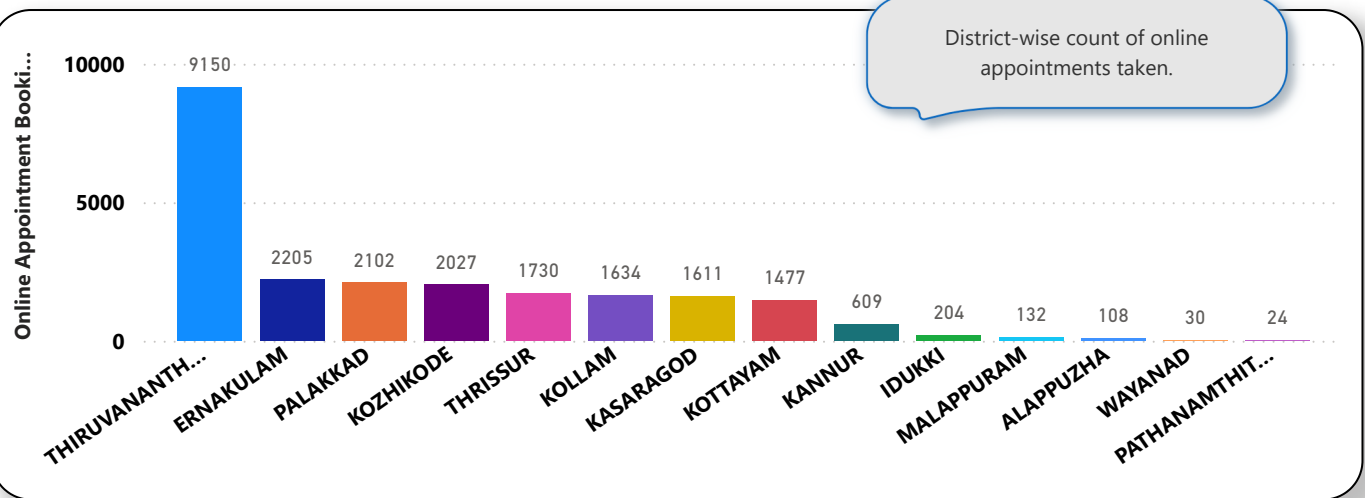
District wise status of live institutions and the count of various modules [Reception, OP Consultation, Lab, Pharmacy] started / functional.

District	Live Institutions	Reception	Consultation	Pharmacy	Lab
THIRUVANANTHAPURAM	101	93 (92%)	88 (87%)	77 (76%)	79 (78%)
ERNAKULAM	73	69 (95%)	54 (74%)	36 (49%)	34 (47%)
THRISSUR	71	71 (100%)	68 (96%)	65 (92%)	66 (93%)
KOZHIKODE	61	59 (97%)	56 (92%)	53 (87%)	52 (85%)
MALAPPURAM	60	56 (93%)	54 (90%)	49 (82%)	47 (78%)
KANNUR	45	43 (96%)	38 (84%)	34 (76%)	29 (64%)
PALAKKAD	45	43 (96%)	41 (91%)	38 (84%)	37 (82%)
KOTTAYAM	40	32 (80%)	30 (75%)	29 (73%)	27 (68%)
ALAPPUZHA	35	35 (100%)	35 (100%)	35 (100%)	33 (94%)
KOLLAM	31	31 (100%)	30 (97%)	30 (97%)	29 (94%)
WAYANAD	26	24 (92%)	23 (88%)	22 (85%)	21 (81%)
KASARAGOD	24	23 (96%)	22 (92%)	19 (79%)	16 (67%)
IDUKKI	23	23 (100%)	22 (96%)	22 (96%)	18 (78%)
PATHANAMTHITTA	20	19 (95%)	18 (90%)	18 (90%)	16 (80%)
Total	655	621 (95%)	579 (88%)	527 (80%)	504 (77%)

5. Appointment Booking in Hospitals (except Medical Colleges)



5. 1 Online Appointment Booking in Hospitals (except Medical Colleges)



6. eHealth Performance - Reach

Reach indicates the percentage of population availing services through eHealth. The formula used to calculate is (Number of UHID registered / Population) * 100 %.

