

1. eHealth Kerala - Vital Statistics

Hospital Type	Live Institutions
Family Health Centre	488
Urban Primary Health Centre	49
Community Health Centre	41
Medical College Hospital	17
Taluk Headquarters Hospital	17
General Hospital	13
Taluk Hospital	13
District Hospital	11
Primary Health Centre	11
Specialty Hospital - Women Children	7
Public Health Laboratory	3
Specialty Hospital	3
District TB Centre	1
Empanelled Diagnostic Centre	1
Government Dispensary	1
Specialty Hospital - Child Development	1
Specialty Hospital - Pulmonary Medicine	1
Urban Health Wellness Centre	1
Total	679

2. eHealth - District Ranking Matrix Based on Performance of all Institutions (except Medical Colleges)

The ranking matrix showcases the performance of districts in providing eHealth services through all institutions (excluding Medical Colleges) based on six different parameters.

These parameters include:

1. Number of institutions where the reception module is currently using.

2. Percentage of UHID Visits.

3. Percentage of Doctor Consultations.

4. Percentage of Pharmacy Prescriptions by doctors.

5. Percentage of lab orders through doctors.

6. Number of Live Institutions.

Weightage is assigned to the percentages calculated in intervals of 10. The rank is determined based on the sum of these weightages.

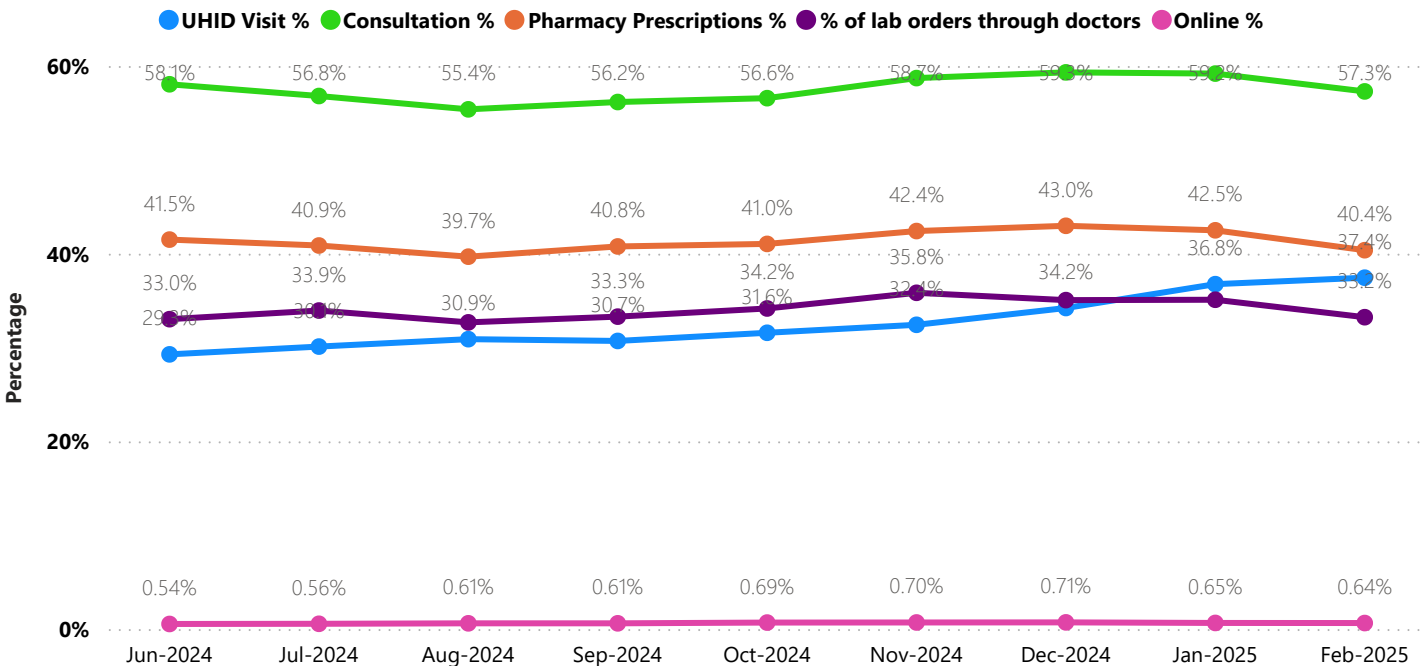
The top-performing districts should aim to maintain their positions, while the average and low-performing districts should strive to reach the 'top four' league.

The ranking matrix for the current month, February 2025, along with the previous two months, is provided in the table below.

District	December	January	February
IDUKKI	1	1	1
WAYANAD	1	1	1
PALAKKAD	2	2	2
THRISSUR	3	3	3
ALAPPUZHA	5	3	4
MALAPPURAM	4	4	5
KOLLAM	6	5	6
KOZHIKODE	6	6	6
PATHANAMTHITTA	7	7	6
KANNUR	7	8	7
KASARAGOD	8	7	7
KOTTAYAM	6	8	8
THIRUVANANTHAPURAM	9	9	8
ERNAKULAM	10	10	9

- Best performing
- Average performing
- Low performing

3. eHealth - State Performance Trend (except Medical Colleges)



3. eHealth - Institution Level Ranking (except Medical Colleges)

Hospital	State Rank
FAMILY HEALTH CENTRE ARTHAT	1
FAMILY HEALTH CENTRE ENGANDIYUR	1
FAMILY HEALTH CENTRE KALLARA	1
Family Health Centre Kavassery	1
FAMILY HEALTH CENTRE THAIKKAD	1
FAMILY HEALTH CENTRE THOTTAPPALLY	1
FAMILY HEALTH CENTRE VAZHOOR	1
FAMILY HEALTH CENTRE BRAHMAMANGALAM	2
FAMILY HEALTH CENTRE ENNAPPARA	2
family Health Centre Kuthanur	2
FAMILY HEALTH CENTRE MOONNILAVU	2
FAMILY HEALTH CENTRE PURAKKAD	2
FAMILY HEALTH CENTRE VETTAKKAL	2
PRIMARY HEALTH CENTRE CHULLIODE	2
FAMILY HEALTH CENTRE ALAKODE	3
FAMILY HEALTH CENTRE ARAKULAM	3
FAMILY HEALTH CENTRE EDAVILANGU	3
Family Health Centre Keralassery	3
FAMILY HEALTH CENTRE KODIKULAM	3
FAMILY HEALTH CENTRE KOTTATHARA	3
FAMILY HEALTH CENTRE KUDAYATHUR	3
FAMILY HEALTH CENTRE KUMBADAJE	3
FAMILY HEALTH CENTRE KURUPPANTHARA	3
FAMILY HEALTH CENTRE MANNUR	3
FAMILY HEALTH CENTRE MEENACHIL	3
FAMILY HEALTH CENTRE MELILA	3
FAMILY HEALTH CENTRE MOORKKANAD	3
Family Health Centre Ozhalapathy	3
FAMILY HEALTH CENTRE PARASSINIKADAVU	3
FAMILY HEALTH CENTRE PULIKKAL	3
FAMILY HEALTH CENTRE SREENARAYANAPURAM	3
FAMILY HEALTH CENTRE THIRUNAVAYA	3
Family Health Centre Vaniyamkulam	3
FAMILY HEALTH CENTER NOOLPUZHA	4
FAMILY HEALTH CENTRE WEST KALLADA	4
FAMILY HEALTH CENTRE BELLUR	4
FAMILY HEALTH CENTRE CHELEMBRA	4

Hospital	State Rank
BLOCK FAMILY HEALTH CENTRE VETOM	45
COMMUNITY HEALTH CENTRE KODALLOOR	45
COMMUNITY HEALTH CENTRE VELLANAD	45
DISTRICT HOSPITAL NILAMBUR	45
FAMILY HEALTH CENTRE AYMANAM	45
FAMILY HEALTH CENTRE BEGUR	45
FAMILY HEALTH CENTRE CHELLANAM	45
FAMILY HEALTH CENTRE CHERANELLOORE	45
FAMILY HEALTH CENTRE KODALI	45
Family Health Centre Kottopadam	45
FAMILY HEALTH CENTRE MUNDANKUNNU	45
Family Health Centre Nedumpuram	45
FAMILY HEALTH CENTRE PALLIKKARE	45
FAMILY HEALTH CENTRE PERUVANNAMUZHI	45
FAMILY HEALTH CENTRE VATTAMKULAM	45
FAMILY HEALTH CENTRE VELI	45
TALUK HEAD QUARTERS HOSPITAL KONDOTTY	45
MENTAL HEALTH CENTRE PEROORKADA	44
FAMILY HEALTH CENTRE MANICKAL	43
Family Health Centre Pattithara	43
COMMUNITY HEALTH CENTRE PAIKA	42
COMMUNITY HEALTH CENTRE KUMARAKOM	41
COMMUNITY HEALTH CENTRE ANCHUTHENGU	40
FAMILY HEALTH CENTRE UZHAMALAKKAL	40
TALUK HEADQUARTERS HOSPITAL CHANGANACHERRY	39
COMMUNITY HEALTH CENTRE VALAYAM	38
FAMILY HEALTH CENTRE EROOR	38
FAMILY HEALTH CENTRE KARUKACHAL	38
FAMILY HEALTH CENTRE NAYARAMBALM	38
INTEGRATED FAMILY HEALTH CENTRE PANGAPPARA	38
TALUK HEAD QUARTERS HOSPITAL VYTHIRI	38
TALUK HEADQUARTERS HOSPITAL VAIKOM	38
URBAN PRIMARY HEALTH CENTRE KOLASSERY	38
COMMUNITY HEALTH CENTRE CHERPU	37
DISTRICT HOSPITAL KANNUR	37
DISTRICT HOSPITAL PERINTHALMANNA	37
FAMILY HEALTH CENTRE GOTHURUTH	37

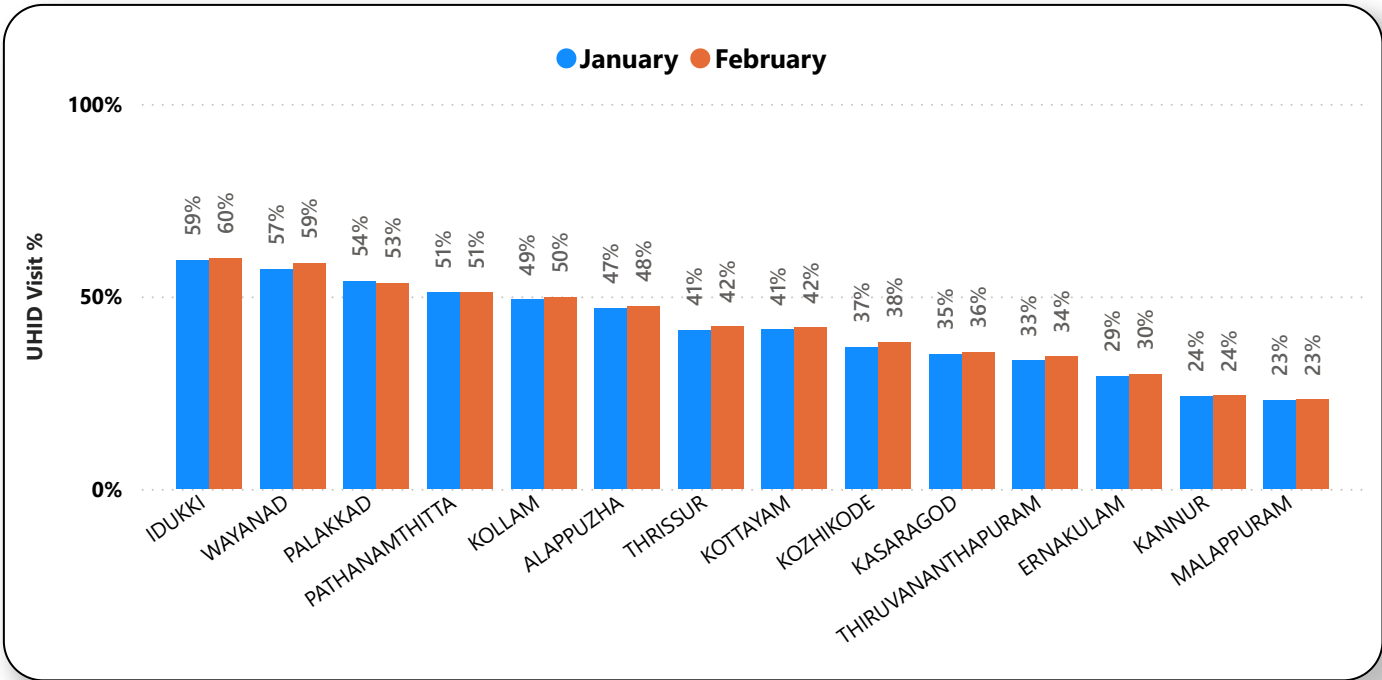
3.1 eHealth Performance - Reception Module

Reception Module is considered to be functional in an institution only if the number of total visits for the month is of minimum 500. The live institution count excludes CCRC and PH labs.

District	Live Institutions	Institutions with Reception	% of institutions with Reception
ALAPPUZHA	35	35	100%
IDUKKI	23	23	100%
KOLLAM	31	31	100%
THRISSUR	71	71	100%
KOZHIKODE	61	59	97%
KASARAGOD	24	23	96%
KANNUR	45	43	96%
PALAKKAD	45	43	96%
PATHANAMTHITTA	20	19	95%
ERNAKULAM	73	69	95%
MALAPPURAM	60	56	93%
WAYANAD	26	24	92%
THIRUVANANTHAPURAM	101	93	92%
KOTTAYAM	40	32	80%
Total	655	621	95%

3.2 e-Health Performance - UHID Visits

UHID Visit % is calculated as (UHID Visits / Total Visit) *100



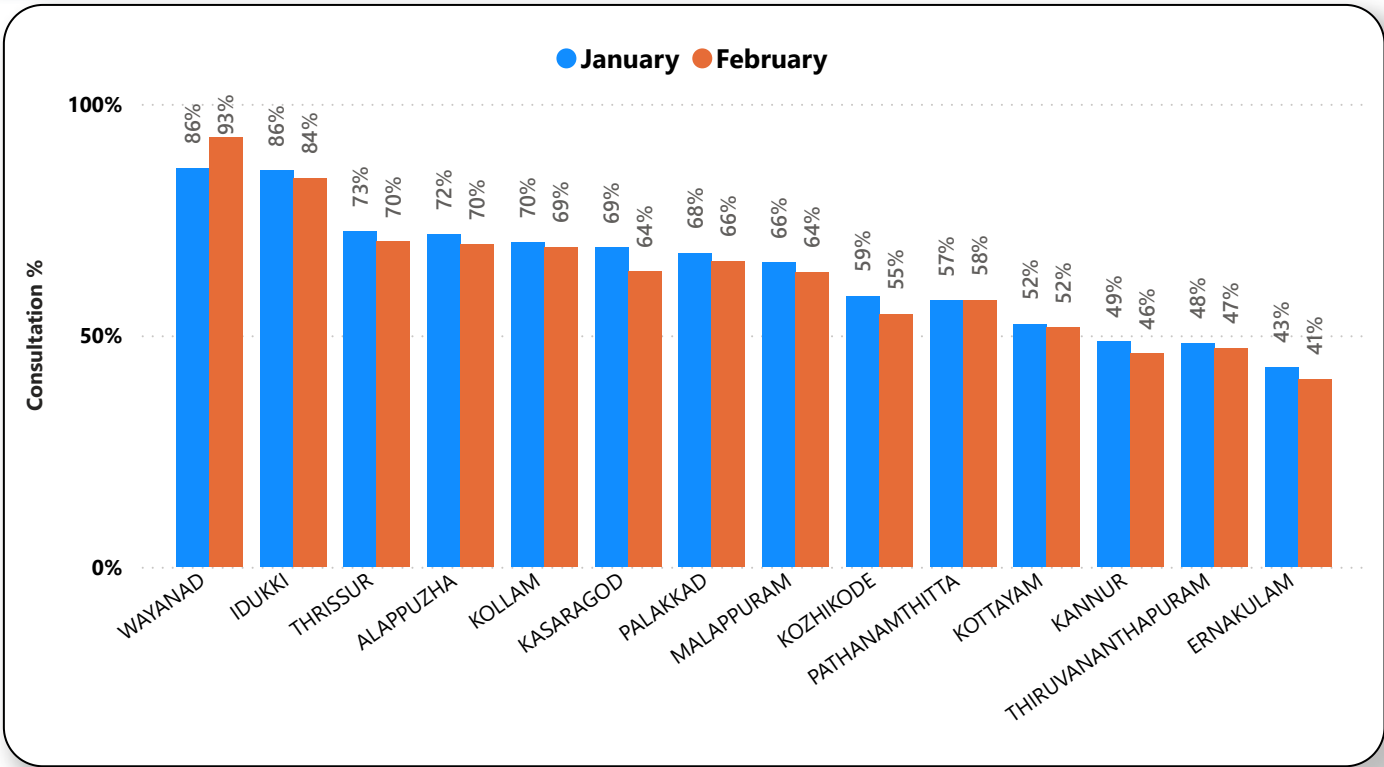
Institutions based on UHID Visits

Hospital	UHID Visit %
FAMILY HEALTH CENTRE THOTTAPPALLY	99.75%
FAMILY HEALTH CENTRE VAZHOOR	99.68%
FAMILY HEALTH CENTRE THAIKKAD	96.97%
FAMILY HEALTH CENTRE ANAKUDY	95.46%
Family Health Centre Kavassery	93.80%
FAMILY HEALTH CENTRE ENGANDIYUR	92.21%
FAMILY HEALTH CENTRE KALLARA	92.00%
FAMILY HEALTH CENTRE MUNAMBAM	91.72%
FAMILY HEALTH CENTRE ARTHAT	91.19%
FAMILY HEALTH CENTRE UMMANNOOR	91.08%
FAMILY HEALTH CENTRE ANICADU	89.78%
FAMILY HEALTH CENTRE VETTAKKAL	89.59%
Family Health Centre Keralassery	89.43%
FAMILY HEALTH CENTRE VELLAVOOR	88.61%
FAMILY HEALTH CENTRE MEENACHIL	87.97%
FAMILY HEALTH CENTRE PURAKKAD	87.63%
FAMILY HEALTH CENTRE MOONNILAVU	86.99%

Hospital	UHID Visit %
BLOCK FAMILY HEALTH CENTRE MARANCHERY	0.00%
BLOCK FAMILY HEALTH CENTRE VETOM	0.00%
COMMUNITY HEALTH CENTRE KODALLOOR	0.00%
COMMUNITY HEALTH CENTRE VELLANAD	0.00%
FAMILY HEALTH CENTRE AYMANAM	0.00%
FAMILY HEALTH CENTRE BEGUR	0.00%
FAMILY HEALTH CENTRE CHELLANAM	0.00%
FAMILY HEALTH CENTRE CHERANELLOORE	0.00%
FAMILY HEALTH CENTRE KODALI	0.00%
Family Health Centre Kottopadam	0.00%
Family Health Centre Nedumpuram	0.00%
FAMILY HEALTH CENTRE PALLIKKARE	0.00%
FAMILY HEALTH CENTRE PERUVANNAMUZHI	0.00%
FAMILY HEALTH CENTRE VATTAMKULAM	0.00%
FAMILY HEALTH CENTRE VELLAM	0.00%

3.3 e-Health Performance - Doctor Consultation

Consultation % is calculated as (Doctor Consultation / OP Visits) *100



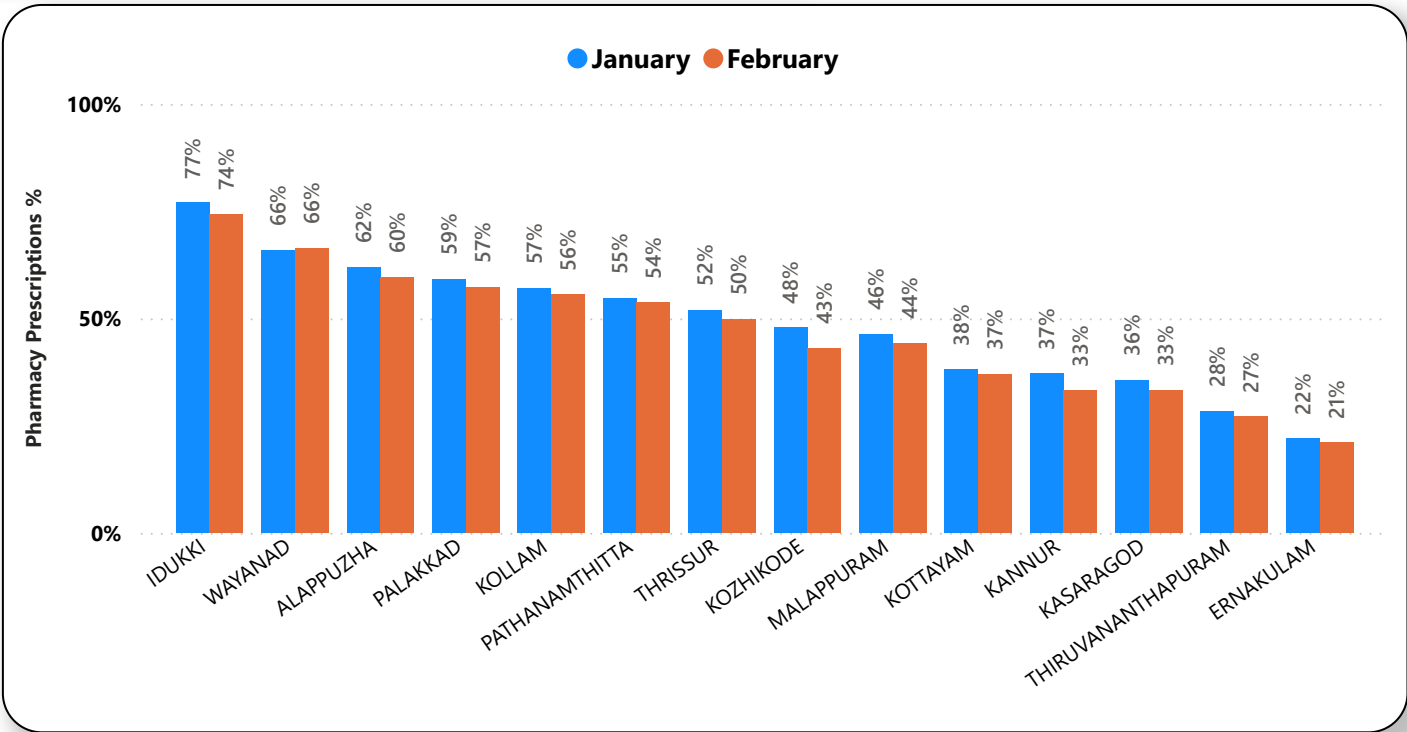
Doctor Consultation Percentage in all Institutions

Hospital	Doctor Consultation %
FAMILY HEALTH CENTRE CHETHALAYAM	100.00%
FAMILY HEALTH CENTRE POTHUKAL	100.00%
FAMILY HEALTH CENTRE THOTTAPPALLY	100.00%
FAMILY HEALTH CENTRE POOTHADI	99.98%
FAMILY HEALTH CENTRE ALAKODE	99.96%
FAMILY HEALTH CENTRE KOTTAKKAL	99.95%
FAMILY HEALTH CENTRE KUMBADAJE	99.95%
FAMILY HEALTH CENTRE AJANUR	99.94%
FAMILY HEALTH CENTRE MANALLOOR	99.92%
FAMILY HEALTH CENTRE KOTTANGAL	99.91%
FAMILY HEALTH CENTRE PALLICKAL	99.91%
Family Health Centre Pookkottukavu	99.90%
PRIMARY HEALTH CENTRE VELLAYANI	99.90%
FAMILY HEALTH CENTRE ENNAPPARA	99.88%

Hospital	Doctor Consultation %
BLOCK FAMILY HEALTH CENTRE VETOM	0.00%
COMMUNITY HEALTH CENTRE ANCHUTHENGU	0.00%
COMMUNITY HEALTH CENTRE KODUVALLY	0.00%
COMMUNITY HEALTH CENTRE KODALLOOR	0.00%
COMMUNITY HEALTH CENTRE PAIKA	0.00%
COMMUNITY HEALTH CENTRE POOVAR	0.00%
COMMUNITY HEALTH CENTRE VALAYAM	0.00%
COMMUNITY HEALTH CENTRE VELLANAD	0.00%
DISTRICT HOSPITAL NILAMBUR	0.00%
DISTRICT HOSPITAL KANNUR	0.00%
DISTRICT HOSPITAL PALAKKAD	0.00%
DISTRICT HOSPITAL PERINTHALMANNA	0.00%
FAMILY HEALTH CENTRE AYMANAM	0.00%

3.4 e-Health Performance - Pharmacy Usage

Pharmacy % is calculated as (Pharmacy Prescriptions/ Total OP Visits) *100



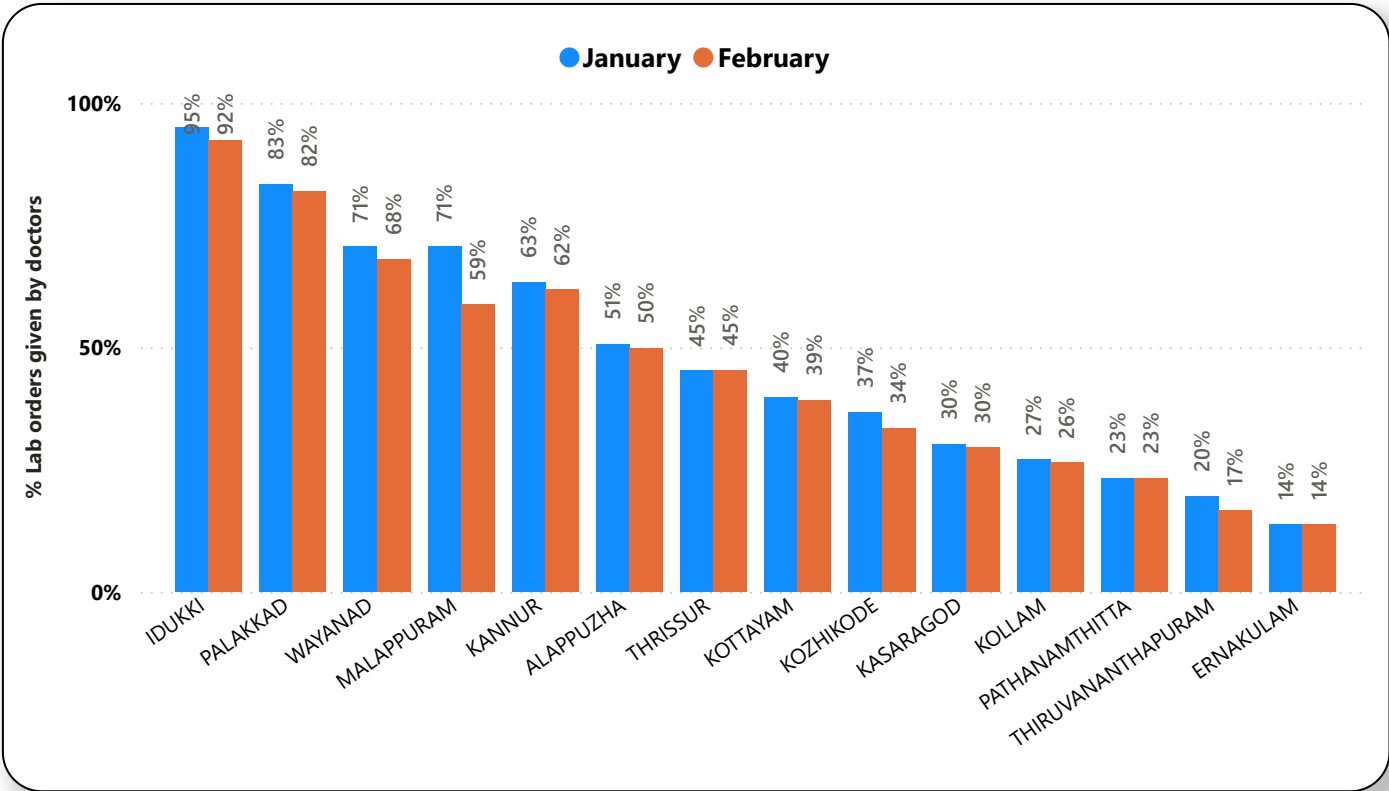
Pharmacy Usage in all Institutions

Hospital	Pharmacy Usage %
FAMILY HEALTH CENTRE BRAHMAMANGALAM	100.00%
FAMILY HEALTH CENTRE KALLARA	100.00%
FAMILY HEALTH CENTRE KAMAKSHY	100.00%
FAMILY HEALTH CENTRE MOONNILAVU	100.00%
FAMILY HEALTH CENTRE PAIPPAD	100.00%
FAMILY HEALTH CENTRE THOTTAPPALLY	100.00%
FAMILY HEALTH CENTRE VELLAVOOR	100.00%
FAMILY HEALTH CENTRE THAIKKAD	99.71%
FAMILY HEALTH CENTRE VELIYANNOOR	99.49%
FAMILY HEALTH CENTRE PARAMPUZHA	98.72%
FAMILY HEALTH CENTRE MEENACHIL	98.55%
FAMILY HEALTH CENTRE VAZHOOR	97.86%
FAMILY HEALTH CENTRE MANARCAD	97.69%
FAMILY HEALTH CENTRE UDAYANAPURAM	97.44%
FAMILY HEALTH CENTRE ARTHAT	96.28%

Hospital	Pharmacy Usage %
BLOCK FAMILY HEALTH CENTRE VETOM	0.00%
COMMUNITY HEALTH CENTRE PATTIAM	0.00%
COMMUNITY HEALTH CENTRE ANCHUTHENGU	0.00%
COMMUNITY HEALTH CENTRE CHERPU	0.00%
COMMUNITY HEALTH CENTRE KODUVALLY	0.00%
COMMUNITY HEALTH CENTRE KODALLOOR	0.00%
COMMUNITY HEALTH CENTRE MULLASSERY	0.00%
COMMUNITY HEALTH CENTRE PAIKA	0.00%
COMMUNITY HEALTH CENTRE POOVAR	0.00%
COMMUNITY HEALTH CENTRE VALAYAM	0.00%
COMMUNITY HEALTH CENTRE VELLANAD	0.00%
DISTRICT HOSPITAL NILAMBUR	0.00%
DISTRICT HOSPITAL KANNUR	0.00%
DISTRICT HOSPITAL NEDUMANGAD	0.00%

3.5 e-Health Performance - Lab Usage

Lab % is calculated as (Lab orders given by doctors / Total Lab Orders) *100



Lab Usage in all Institutions

Hospital	Lab Usage %
ATTAPPADY TRIBAL TALUK SPECIALITY HOSPITAL	100.00%
BLOCK FAMILY HEALTH CENTRE CHERUVATHUR	100.00%
BLOCK FAMILY HEALTH CENTRE MARANCHERY	100.00%
COASTAL SPECIALITY HOSPITAL VALIYATHURA	100.00%
COMMUNITY HEALTH CENTRE MUNDAKAYAM	100.00%
COMMUNITY HEALTH CENTRE MUTHUKULAM	100.00%
COMMUNITY HEALTH CENTRE THARIODE	100.00%
DISTRICT HOSPITAL KANHANGAD	100.00%
DISTRICT HOSPITAL TIRUR	100.00%
DISTRICT TB CENTRE THIRUVANANTHAPURAM	100.00%
FAMILY HEALTH CENTRE ADAT	100.00%
FAMILY HEALTH CENTRE AJANUR	100.00%

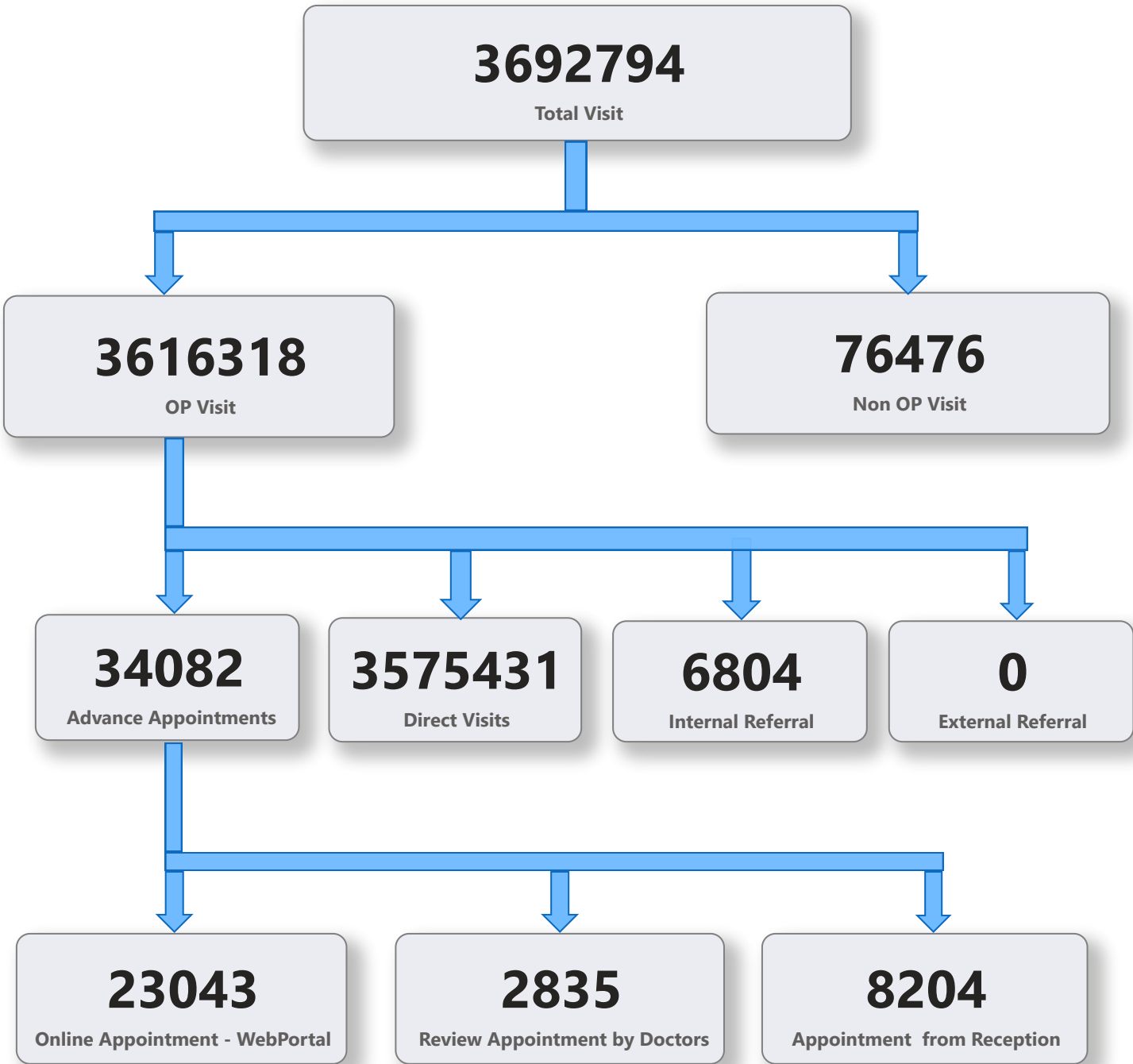
Hospital	Lab Usage %
BLOCK FAMILY HEALTH CENTRE VETOM	0.00%
COMMUNITY HEALTH CENTRE PATTIAM	0.00%
COMMUNITY HEALTH CENTRE ANCHUTHENGU	0.00%
COMMUNITY HEALTH CENTRE CHENGAMANAD	0.00%
COMMUNITY HEALTH CENTRE CHERPU	0.00%
COMMUNITY HEALTH CENTRE KODUVALLY	0.00%
COMMUNITY HEALTH CENTRE KOODALLOOR	0.00%
COMMUNITY HEALTH CENTRE KUMARAKOM	0.00%
COMMUNITY HEALTH CENTRE PAIKA	0.00%
COMMUNITY HEALTH CENTRE POOTHOTTA	0.00%
COMMUNITY HEALTH CENTRE POOVAR	0.00%
COMMUNITY HEALTH CENTRE VALAYAM	0.00%
COMMUNITY HEALTH CENTRE VELLANAD	0.00%
COMMUNITY HEALTH CENTRE VILAPPIL	0.00%

4. Status of Modules Usage in Hospitals

District wise status of live institutions and the count of various modules [Reception, OP Consultation, Lab, Pharmacy] started / functional.

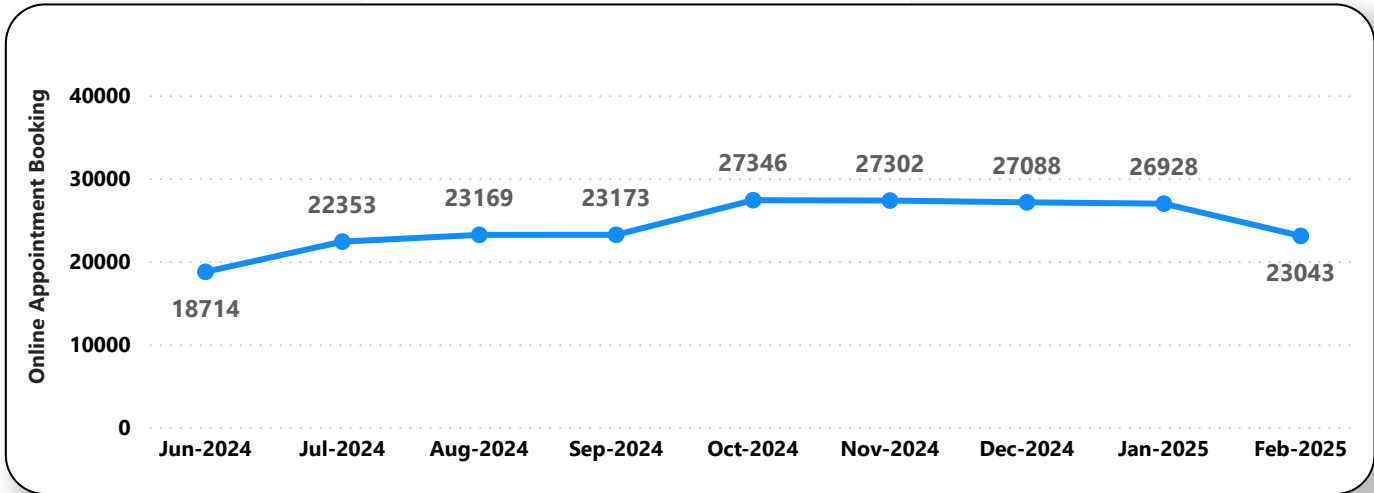
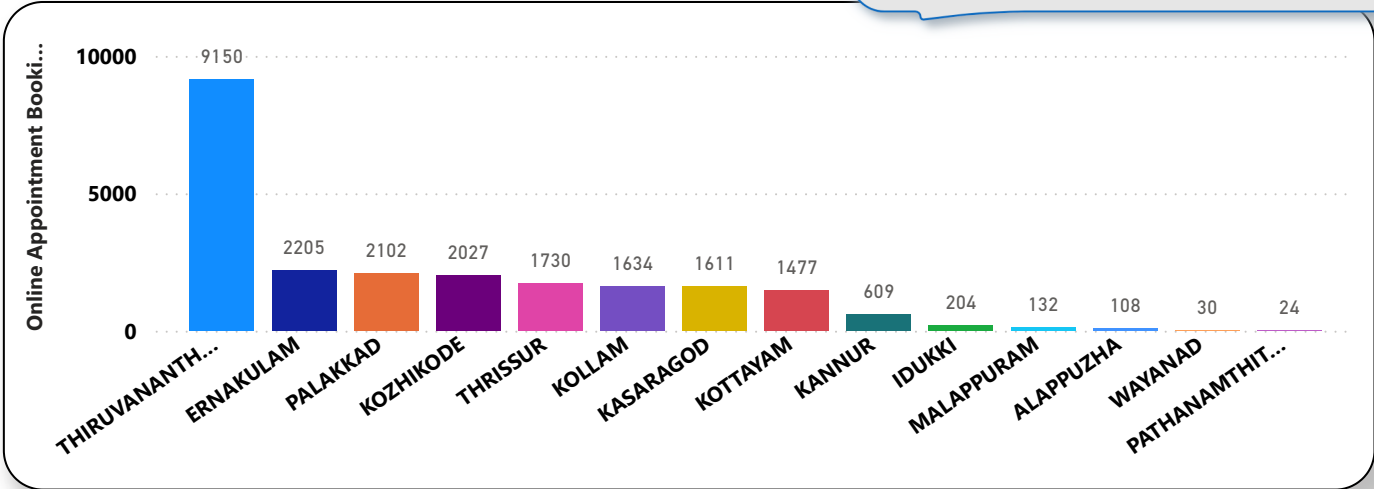
District	Live Institutions	Reception	Consultation	Pharmacy	Lab
THIRUVANANTHAPURAM	101	93 (92%)	88 (87%)	77 (76%)	79 (78%)
ERNAKULAM	73	69 (95%)	54 (74%)	36 (49%)	34 (47%)
THRISSUR	71	71 (100%)	68 (96%)	65 (92%)	66 (93%)
KOZHIKODE	61	59 (97%)	56 (92%)	53 (87%)	52 (85%)
MALAPPURAM	60	56 (93%)	54 (90%)	49 (82%)	47 (78%)
KANNUR	45	43 (96%)	38 (84%)	34 (76%)	29 (64%)
PALAKKAD	45	43 (96%)	41 (91%)	38 (84%)	37 (82%)
KOTTAYAM	40	32 (80%)	30 (75%)	29 (73%)	27 (68%)
ALAPPUZHA	35	35 (100%)	35 (100%)	35 (100%)	33 (94%)
KOLLAM	31	31 (100%)	30 (97%)	30 (97%)	29 (94%)
WAYANAD	26	24 (92%)	23 (88%)	22 (85%)	21 (81%)
KASARAGOD	24	23 (96%)	22 (92%)	19 (79%)	16 (67%)
IDUKKI	23	23 (100%)	22 (96%)	22 (96%)	18 (78%)
PATHANAMTHITTA	20	19 (95%)	18 (90%)	18 (90%)	16 (80%)
Total	655	621 (95%)	579 (88%)	527 (80%)	504 (77%)

5. Appointment Booking in Hospitals (except Medical Colleges)

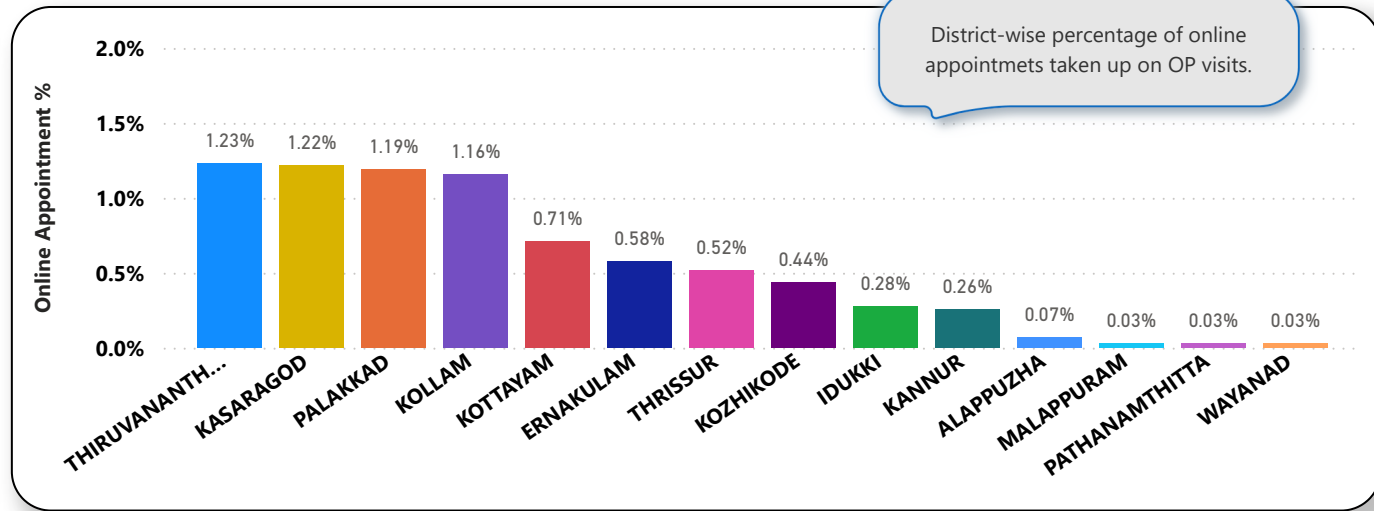


5. 1 Online Appointment Booking in Hospitals (except Medical Colleges)

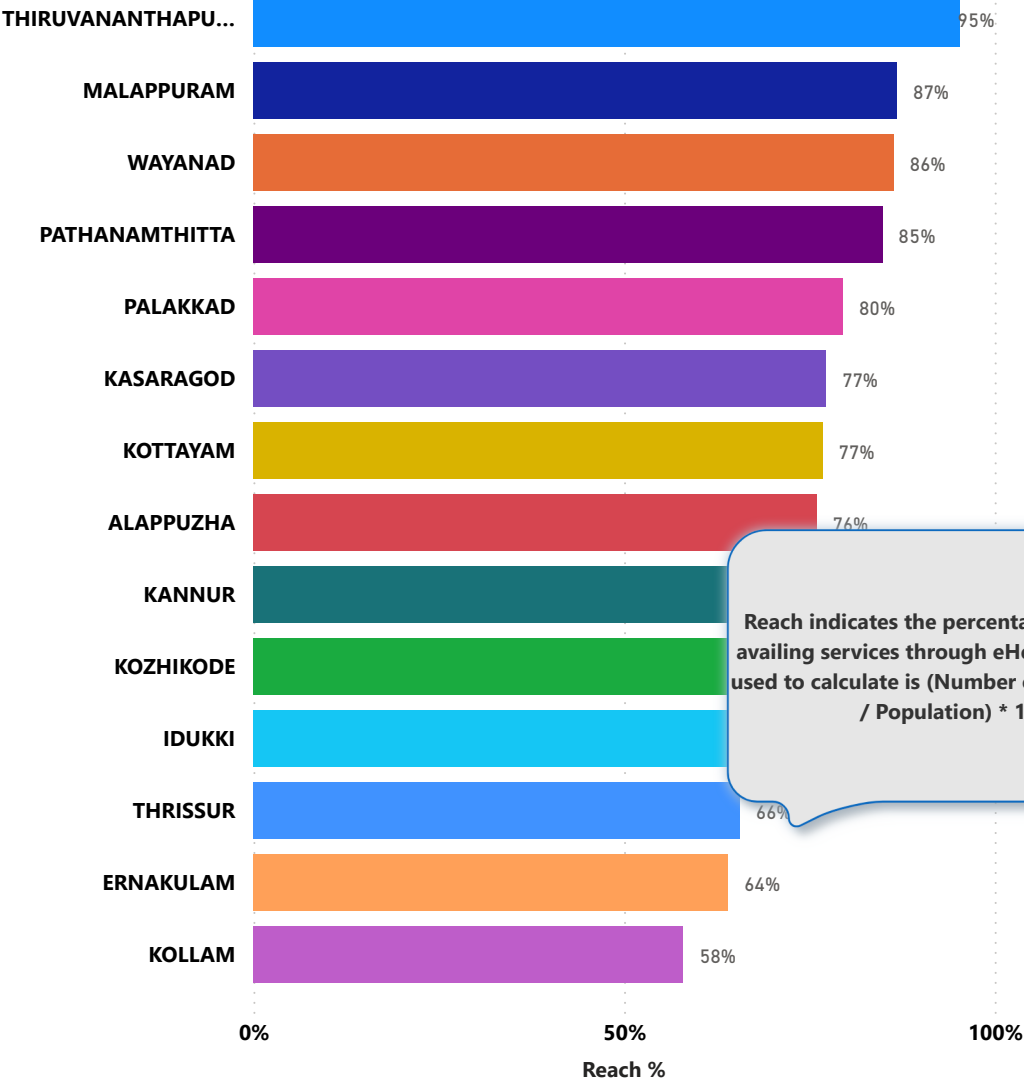
District-wise count of online appointments taken.



District-wise percentage of online appointments taken up on OP visits.



6. eHealth Performance - Reach



Reach indicates the percentage of population availing services through eHealth. The formula used to calculate is (Number of UHID registered / Population) * 100 %.